



## City Council Staff Report

DATE: MAY 15, 2013

PUBLIC HEARING

SUBJECT: ADOPTION OF THE FISCAL YEAR 2013-14 BUDGET, ALLOCATED POSITIONS AND COMPENSATION PLAN, SUCCESSOR AGENCY ADMINISTRATIVE BUDGET, HOUSING SUCCESSOR AGENCY BUDGET, AND APPROPRIATIONS LIMIT.

FROM: David H. Ready, City Manager

BY: Department of Finance and Treasury

---

### SUMMARY

Pursuant to City Charter Section 903, the City Council is conducting a Public Hearing on May 15, 2013 to consider the adoption of the Fiscal Year 2013-14 Budget and Allocated Positions and Compensation Plan at this time or at a meeting on or before June 30, 2013. The annual appropriations limit and fund balance designation policy are also included for consideration at this time or at a meeting on or before June 30, 2013.

### RECOMMENDATION:

1. Adopt Resolution No. \_\_\_\_\_, "A RESOLUTION OF THE CITY COUNCIL OF THE CITY OF PALM SPRINGS, CALIFORNIA, ADOPTING THE ALLOCATED POSITIONS AND COMPENSATION PLAN FOR FISCAL YEAR 2013-14."
2. Adopt Resolution No. \_\_\_\_\_, "A RESOLUTION OF THE CITY COUNCIL OF THE CITY OF PALM SPRINGS, CALIFORNIA, APPROVING THE BUDGET FOR FISCAL YEAR 2013-14 AND SUCH OTHER MATTERS AS REQUIRED."
3. Adopt Resolution No. \_\_\_\_\_, "A RESOLUTION OF THE CITY COUNCIL OF THE CITY OF PALM SPRINGS, CALIFORNIA, ACTING SOLELY IN ITS CAPACITY AS THE SUCCESSOR AGENCY TO THE CITY OF PALM SPRINGS COMMUNITY REDEVELOPMENT AGENCY, AND IN ITS CAPACITY AS THE HOUSING SUCCESSOR AGENCY TO THE CITY OF PALM SPRINGS COMMUNITY REDEVELOPMENT AGENCY, APPROVING THE SUCCESSOR AGENCY AND HOUSING SUCCESSOR AGENCY BUDGETS FOR FISCAL YEAR 2013-14, AND OTHER SUCH MATTERS AS REQUIRED."

4. Adopt Resolution No. \_\_\_\_\_, "A RESOLUTION OF THE CITY COUNCIL OF THE CITY OF PALM SPRINGS, CALIFORNIA, ADOPTING AN APPROPRIATIONS LIMIT FOR THE FISCAL YEAR ENDING JUNE 30, 2014."
5. Direct the City Manager and Director of Finance and Treasurer to make the appropriate modifications to the Budget and prepare the final budget document for Fiscal Year 2013-14.

STAFF ANALYSIS:

The proposed Fiscal Year 2013-14 operating budget was presented to the City Council on April 17, 2013, and the City Council directed the City Clerk to schedule the Public Hearing for such on May 15, 2013, pursuant to City Charter Section 902. The budget for Enterprise Funds, Internal Service Funds, and other funds were presented at successive City Council meetings.

As required by City Charter Section 903, this item serves as the City Council's public hearing on May 15, 2013 and permits the City Council to either approve the Budget at this meeting or to direct staff to bring forth the budget for adoption on or before June 30, 2013.


The budget has been modified as directed by the City Council during the budget deliberations. The budget along with enactment resolutions and the Allocated Positions and Compensation Plan are presented for final consideration and adoption by the City Council. This requested action would establish the City's Allocated Positions and Compensation Plan for the fiscal year 2013-14 and implements the Council's approval of the 2013-14 budget. The attached plan represents the total positions allocated under the adopted budget for next fiscal year. Any changes or additions that may be required or requested during the fiscal year would be brought back to Council for separate actions.


Also, the State of California in Article XIII B of the California Constitution requires government units to establish an annual appropriations limit. This is done by establishing 1978-79 as a base year and allowing the base to increase in future years by the percentage of growth in population of the City or County, whichever is greater, and by the increase in California Per Capita Personal Income. Guidelines and statistical data for calculation of the appropriation limit are provided by the League of California Cities and the Department of Finance of the State of California.


Using information supplied by the State Department of Finance, the fiscal year 2013-14 appropriation limit is calculated to be \$135,131,752. The appropriations subject to the limit was calculated to be \$75,476,467, which is \$59,655,185 less than the 2013-14 appropriations limit.


It is important to point out that only specific revenues and appropriations are subject to limitation. All of the City's enterprise and intra-governmental service funds are exempt. In addition, Federal funds are exempt.

The total calculations are very detailed and are not provided with this report, but are available for review at the office of the City Clerk or at the Department of Finance. The formula for calculations to determine the new appropriations limit is established by the State Department of Finance.

  
\_\_\_\_\_  
Geoffrey S. Kiehl  
Director of Finance and Treasurer

  
\_\_\_\_\_  
David H. Ready  
City Manager

  
\_\_\_\_\_  
James Thompson  
Chief of Staff / City Clerk

  
\_\_\_\_\_  
Perry Madison  
Director of Human Relations

Attachments:

- Proposed Special Events and Contributions
- Unsolicited Contribution Requests for FY 2013-14
- Summary of Allocated Position Changes
- Proposed Resolution Adopting Allocated Positions  
and Compensation Plan for 2013-2014
- Proposed City Council Resolution
- Proposed Successor Agency Resolution
- Proposed Appropriations Limit Resolution

**2013-2014 Proposed Budget**

**Special Events and Contributions  
City of Palm Springs**

TITLE	2011-2012 Budget	2012-2013 Budget	2013-2014 Preliminary Budget
<b>Contributions:</b>			
Boys and Girls Clubs <i>(City Sponsorship)</i>	\$10,000	\$10,000	\$10,000
<b>City Events:</b>			
Black History Month <i>(City held Event)</i>	8,300	8,300	8,300
Marine Band Concert <i>(City held Event)</i>	10,000	0	0
July 4th Celebration <i>(City held Event)</i>	30,000	30,000	30,000
Festival of Lights Parade <i>(City held Event)</i>	30,000	30,000	30,000
PSHS Homecoming Parade <i>(City held Event)</i>	3,000	3,000	3,000
Veteran's Day Parade <i>(City held Event)</i>	15,000	15,000	15,000
<b>Event Sponsorship:</b>			
Bike Weekend <i>(City held Event)</i>	26,250	26,250	26,250
Modernism Week <i>(City Sponsorship)</i>	15,000	25,000	25,000
Opera in the Park <i>(City held Event)</i>	3,000	6,000	6,000
Palm Springs Pride Parade <i>(City Sponsorship)</i>	10,000	20,000	20,000
Tour De Palm Springs <i>(City Sponsorship)</i>	15,000	15,000	15,000
September 11th <i>(City Sponsorship)</i>	7,000	0	0
Magic of Christmas <i>(City Sponsorship)</i>	15,000	0	0
New Special Event <i>(City Sponsorship)</i>	30,000	0	0
City's 75th Anniversary <i>(City Sponsorship)</i>	0	30,000	0
Arthur Lyons Film Noir Festival <i>(City Sponsorship)</i>	0	5,000	5,000
Cinema Diverse <i>(City Sponsorship)</i>	0	5,000	5,000
American Documentary Film Festival <i>(City Sponsorship)</i>	0	5,000	5,000
Sub-Total	227,550	233,550	203,550
<b>Parks &amp; Recreation Dept.</b>			
Holiday Lights Replacement	50,000	50,000	0
Downtown Banner Replacement	20,000	20,000	0
Holiday Decor Set-up & Take-down <i>(City Activity)</i>	25,000	25,000	25,000
<b>GRAND TOTAL</b>	<b>\$322,550</b>	<b>\$328,550</b>	<b>\$228,550</b>

2013-2014 Proposed Budget

**Special Events and Contributions  
City of Palm Springs**

<b>TITLE</b>	<b>2010-2011 Budget</b>	<b>2011-2012 Budget</b>	<b>2012-2013 Proposed Budget</b>
<b>Other Contributions:</b>			
Senior Center Contribution ( <i>City Sponsorship</i> )	\$52,880	\$60,000	\$60,000

**2013-2014 Proposed Budget**

<b>Special Events and Contributions City of Palm Springs</b>
--

TITLE	2010-2011 Budget	2011-2012 Budget	2012-2013 Proposed Budget
<b>Other Contributions:</b>			
International Film Festival ( <i>City Sponsorship</i> )	350,000	350,000	350,000
<b>Grand Total for All Contributions, Event Sponsorships, &amp; Other Support</b>	\$725,430	\$738,550	\$638,550
<b>Net Increase / (Decrease)</b>			(\$100,000)

**Unsolicited Contribution Requests for FY 2013-14**

<b>Organization</b>	<b>Notes, Details</b>	<b>Amount</b>
1. Well in the Desert	Monthly payment of \$2,000	\$24,000
2. Santa Paws	Race to support Guide Dogs of the Desert – request City waive fees which include application fee, police, streets, land use. Also \$3,000 for scholarship fund to allow 100 local children to participate free of charge in Santa Paws race	\$4,834.00
3. 4 <sup>th</sup> Annual Run for Ike 5k	Benefits PSPD K-9 Fund - request City waive fees which include application fee, police, streets, land use	\$1,834.00
4. Sea and Desert Interpretive Association (Salton Sea)	Recreation Area	\$15,000
5. Totally Elvis	Elvis performance(s) sponsorship	Range from \$7,500 to \$10,500 & up
6. Palm Springs Youth Football & Cheer Assc	Program for youth between ages 6 to 14	\$27,835
7. The Ranch Recovery Centers, Inc	Serves lower income citizens throughout the Coachella Valley. The request to equip the women's facility with solar system to serve 1/3 of the facility.	\$83,000
8. Music & Arts Experience, Inc	Large scale gospel music event at the Convention Center	\$25,000
9. USA Pentathlon World Cup	Competition for the summer Olympic sport of Modern Pentathlon consisting of: Fencing, Swimming, Riding, Running, Shooting.	\$100,000
10. Golden State Gay Rodeo Association	Rodeo in Palm Springs	\$50,000
11. Black History Committee	<p><b>Black History Month (current funding @ \$8,300 to \$24,500)</b></p> <ul style="list-style-type: none"> <li>• <b>\$10,500: Augment Parade allocation (current = \$8,300 + \$2,200 increase);</b></li> <li>• <b>\$2,000: fund marketing for the Black History Month;</b></li> <li>• <b>\$5,000: Black History Awards Gala production costs;</b></li> <li>• <b>\$5,000: Town Fair production costs (Carnival rides, entertainment, extra generator, etc.)</b> (Note: If carnival vendor meets minimum ticket sales contracted, then no payment is due to the vendor);</li> <li>• <b>\$2,000: King and Queen Pageant production and education costs</b></li> </ul>	+\$16,200

## Summary of Allocation Changes Fiscal Year 2013/2014 Budget

### Additions

Department	Positions	Classification	Unit/Range
Airport	1	PC/Network Administrator	PS/54
Building	1	Building Inspector	G/45
Sustainability	1	Clerical Assistant	G/23

### Deletions

Department	Positions	Classification	Unit/Range
Police	-1	Animal Shelter Assistant	G/28

### Reallocations (No Change in FTE)

Department	Positions	Classification	Unit/Range
Airport	4	From: Operations Aide	G/34
		To: Operations Specialist	G/44
Parks	1	From: Operations Specialist	G/44
		To: Operations Supervisor	PS/50
Public Works	1	From: Village Fest Aide	G/20
		To: Account Clerk	G/28
Public Works	1	From: Maintenance Mechanic I	G/35
		To: Maintenance Mechanic Lead	G/43

### Allocation Changes (Increases/Decrease to Current Positions)

Department	Positions	Classification	Unit/Range
Sustainability	-0.5	Art & Spec Projects Coordinator	PS/51
Community & Econ Development	0.5	Art & Spec Projects Coordinator	PS/51
Parks	0.25	Account Clerk	G/28
	0.25	Recreation Program Assistant	G/21
	0.25	Recreation Program Assistant	G/21

*This summary does not include miscellaneous changes that do not effect the overall allocation, such as FTE reorganization or internal department funding moves, such as redevelopment*



RESOLUTION NO. \_\_\_\_\_

A RESOLUTION OF THE CITY COUNCIL OF THE CITY OF PALM SPRINGS, CALIFORNIA, ADOPTING THE ALLOCATED POSITIONS AND COMPENSATION PLAN FOR FISCAL YEAR 2013-14.

WHEREAS, an Allocated Positions and Compensation Plan was adopted on June 6, 2012 for the 2012-13 fiscal year by Resolution No. 23145; and

WHEREAS, the City Council desires to establish an Allocated Positions and Compensation Plan for fiscal year 2013-14 consistent with the provisions of the fiscal year 2013-14 annual budget.

THE CITY COUNCIL OF THE CITY OF PALM SPRINGS DOES HEREBY RESOLVE AS FOLLOWS:

SECTION 1. The Allocated Positions and Compensation Plan attached to this resolution as Exhibit "A", is hereby adopted and shall become effective on June 23, 2013. For the purpose of this Resolution, the Allocated Positions and Compensation Plan shall be deemed to include the provisions of any applicable Memorandum of Understanding that applies to any person holding an allocated position.

SECTION 2. The City Manager is authorized to modify the Allocated Positions and Compensation Plan during Fiscal Year 2013-14 for modifications approved by the City Council pursuant to a Memorandum of Understanding, including modifications for non-represented employees, as contained in the Fiscal Year 2013-14 budget effective December 22, 2013, including without limitation the Optional Benefit Contribution for health, vision and dental programs.

PASSED APPROVED AND ADOPTED BY THE PALM SPRINGS CITY COUNCIL THIS 15<sup>TH</sup> DAY OF MAY, 2013.

\_\_\_\_\_  
David H. Ready, City Manager

ATTEST:

\_\_\_\_\_  
James Thompson, City Clerk

CERTIFICATION

STATE OF CALIFORNIA )  
COUNTY OF RIVERSIDE ) ss.  
CITY OF PALM SPRINGS )

I, JAMES THOMPSON, City Clerk of the City of Palm Springs, hereby certify that Resolution No. \_\_\_\_\_ is a full, true and correct copy, and was duly adopted at a regular meeting of the City Council of the City of Palm Springs on \_\_\_\_\_, by the following vote:

AYES:  
NOES:  
ABSENT:  
ABSTAIN:

---

JAMES THOMPSON, CITY CLERK  
City of Palm Springs, California

**CITY OF PALM SPRINGS 2013 - 2014 Allocated Positions & Compensation Plan**

<i>Dept./Section/Classification</i>	<i>Unit</i>	<i>Range</i>	<i>Allocated Positions</i>
<b>AVIATION</b>			<b>52.50</b>
<i>Airport Administration</i>		<i>Section Total</i>	<b>7.00</b>
Executive Director PS International Airport	EX3	83	1.00
Executive Administrative Assistant	EX2	45	1.00
Deputy Director of Aviation - Operations & Maintenance	MX	62	1.00
Deputy Director of Aviation - Marketing & Development	MX	62	1.00
Airport Administration Manager	MX	59	1.00
Administrative Secretary	PSC	39	1.00
Account Specialist II	G	39	1.00
<i>Control Center Operations</i>		<i>Section Total</i>	<b>21.00</b>
Airport Operations Manager	MX	56	1.00
Airport Security Coordinator	PS	54	1.00
Airport Operations Supervisor	PS	50	4.00
Airport Operations Specialist II	G	46	1.00
Airport Operations Specialist I	G	44	13.00
Airport Operations Aide	G	34	0.00
PC/Network Administrator (Information Technology)	PS	54	1.00
<i>Terminal Operations</i>		<i>Section Total</i>	<b>24.50</b>
Airport Maintenance Superintendent	PS	56	1.00
Maintenance Electrician	G	45	1.50
Maintenance Technician, Senior - Airport	G	43	1.00
Maintenance Technician II - Airport	G	39	3.00
Maintenance Technician I - Airport	G	35	2.00
Maintenance Worker, Lead - Airport	G	38	1.00
Maintenance Worker I - Airport	G	28	15.00
<b>BUILDING &amp; SAFETY</b>			<b>12.00</b>
Director of Building & Safety	EX2	67	1.00
Building and Safety Supervisor	PS	56	1.00
Plans Examiner	G	47	1.00
Building Inspector	G	45	4.00
Code Compliance Officer, Senior	G	45	1.00
Code Compliance Officer	G	41	3.00
Administrative Secretary	PSC	39	1.00
<b>CHIEF OF STAFF/CITY CLERK</b>			<b>12.00</b>
<i>Chief of Staff</i>		<i>Section Total</i>	<b>2.00</b>
Chief of Staff/City Clerk	EX3	87	1.00
Executive Administrative Assistant	EX2	45	1.00

**CITY OF PALM SPRINGS 2013 - 2014 Allocated Positions & Compensation Plan**

<i>Dept./Section/Classification</i>	<i>Unit</i>	<i>Range</i>	<i>Allocated Positions</i>
<b>City Clerk</b>		<i>Section Total</i>	<b>3.00</b>
Chief Deputy City Clerk	MX	54	1.00
Deputy City Clerk	G	40	1.00
Executive Services Assistant	G	28	1.00
<b>Information Technology</b>		<i>Section Total</i>	<b>4.00</b>
Information Technology Manager	MX	67	1.00
Systems/Network Administrator, Senior	PS	64	1.00
PC/Network Administrator, Senior	PS	64	1.00
PC/Network Administrator (Alloc/funded in Library)	PS	54	0.00
PC/Network Administrator (Alloc/funded in Police)	PS	54	0.00
PC/Network Administrator (Alloc/funded in Aviation)	PS	54	0.00
Communications Coordinator (Telephone)	G	47	1.00
<b>Procurement &amp; Contracting</b>		<i>Section Total</i>	<b>3.00</b>
Procurement & Contracting Manager	MX	61	1.00
Procurement Specialist II	PS	48	1.00
Procurement Specialist I	PS	43	1.00
<b>CITY COUNCIL</b>			<b>1.00</b>
Executive Assistant Mayor/Council	EX2	48	1.00
<b>CITY MANAGER</b>			<b>4.50</b>
<b>City Manager</b>		<i>Section Total</i>	<b>2.00</b>
City Manager	CM	FLAT	1.00
Executive Services Administrator	EX2	50	1.00
<b>Neighborhood Development &amp; Relations</b>		<i>Section Total</i>	<b>1.00</b>
Director of Neighborhood & Community Relations	EX2	60	1.00
<b>Public Affairs</b>		<i>Section Total</i>	<b>1.50</b>
Director of Communications	EX2	60	1.00
Broadcast Assistant	G	35	0.50
<b>COMMUNITY &amp; ECONOMIC DEVELOPMENT</b>			<b>7.00</b>
<b>Community &amp; Economic Development</b>		<i>Section Total</i>	<b>2.30</b>
Director of Community & Economic Development	EX3	76	0.20
Community Development Administrator	PS	53	0.30
Economic Development/Downtown Administrator	PS	61	0.60
Economic Development Program Assistant	G	39	1.00
Redevelopment Coordinator	PS	51	0.20
<b>Community Development Block Grant</b>		<i>Section Total</i>	<b>0.20</b>
Community Development Administrator	PS	53	0.20

**CITY OF PALM SPRINGS 2013 - 2014 Allocated Positions & Compensation Plan**

<i>Dept./Section/Classification</i>	<i>Unit</i>	<i>Range</i>	<i>Allocated Positions</i>
<b><i>CRA Merged Area #1/Merged #1 CAP Successor</i></b>			<b><i>Section Total</i></b> 0.75
Director of Community & Economic Development	EX3	76	0.25
Economic Development/Downtown Administrator	PS	61	0.20
Redevelopment Coordinator	PS	51	0.30
<b><i>CRA Merged Area #2/Merged #2 CAP Successor</i></b>			<b><i>Section Total</i></b> 0.75
Director of Community & Economic Development	EX3	76	0.25
Economic Development/Downtown Administrator	PS	61	0.20
Redevelopment Coordinator	PS	51	0.30
<b><i>Low &amp; Moderate Income Housing/New Housing</i></b>			<b><i>Section Total</i></b> 1.90
Director of Community & Economic Development	EX3	76	0.30
Community Development Administrator	PS	53	0.50
Housing Program Assistant II	G	43	0.90
Redevelopment Coordinator	PS	51	0.20
<b><i>Public Art</i></b>			<b><i>Section Total</i></b> 1.00
Arts & Special Projects Coordinator	PS	51	1.00
<b><i>Rent Control</i></b>			<b><i>Section Total</i></b> 0.10
Housing Program Assistant II	G	43	0.10
<b>FINANCE &amp; TREASURY</b>			<b>15.00</b>
<b><i>Administration &amp; Treasury</i></b>			<b><i>Section Total</i></b> 4.00
Director of Finance & Treasurer	EX3	80	1.00
Deputy City Treasurer	PS	52	1.00
Account Clerk II	G	31	1.00
Administrative Assistant	PSC	45	1.00
<b><i>Accounting &amp; Accounts Receivable</i></b>			<b><i>Section Total</i></b> 4.00
Assistant Director of Finance	MX	69	1.00
Accountant	PS	51	1.00
Revenue Recovery Specialist & Parking Enforcement	G	50	1.00
Financial Analyst	PS	50	0.00
Account Specialist	G	35	1.00
<b><i>Budget, Audit &amp; Revenue</i></b>			<b><i>Section Total</i></b> 4.00
Budget, Audit & Revenue Supervisor	MX	58	1.00
Financial Analyst, Senior	PS	54	1.00
Account Specialist	G	35	1.00
Account Clerk II	G	31	1.00
<b><i>Payroll &amp; Accounts Payable</i></b>			<b><i>Section Total</i></b> 3.00
Accounting Supervisor	MX	58	1.00
Payroll Coordinator	PSC	46	1.00
Account Technician, Senior	PSC	45	1.00

**CITY OF PALM SPRINGS 2013 - 2014 Allocated Positions & Compensation Plan**

<i>Dept./Section/Classification</i>	<i>Unit</i>	<i>Range</i>	<i>Allocated Positions</i>
<b>FIRE</b>			<b>57.00</b>
<i>Airport Rescue Firefighting</i>		<i>Section Total</i>	<b>9.00</b>
Fire Engineer	F	45	9.00
<i>CFD Public Safety Fire</i>		<i>Section Total</i>	<b>0.80</b>
Fire Suppression Captain	FMX	61	0.80
<i>Fire Administration</i>		<i>Section Total</i>	<b>42.20</b>
Fire Chief	EX3	83	1.00
Fire Deputy Chief	FDC	75	1.00
Fire Battalion Chief	FBC	67	3.00
Fire Prevention Captain	FMX	61	2.00
Fire Suppression Captain	FMX	61	11.20
Plans Examiner II	G	54	1.00
Fire Engineer	F	45	12.00
Fire Fighter	F	40	7.00
Fire Fighter (Overhire)	F	40	1.00
Administrative Assistant	PSC	45	1.00
Emergency Services Coordinator	PS	51	1.00
Secretary, Senior	G	33	1.00
<i>Fire SDF</i>		<i>Section Total</i>	<b>3.00</b>
Fire Fighter	F	40	3.00
<i>Safety Augmentation - Fire</i>		<i>Section Total</i>	<b>2.00</b>
Fire Fighter	F	40	2.00
<b>HUMAN RESOURCES</b>			<b>5.00</b>
<i>Employee Benefits</i>		<i>Section Total</i>	<b>1.35</b>
Director of Human Resources	EX4	76	0.30
Human Resources Manager	PSC	59	0.20
Human Resources Specialist II	PSC	50	0.20
Human Resources Specialist II	PSC	50	0.45
Administrative Assistant	PSC	45	0.20
<i>Human Resources</i>		<i>Section Total</i>	<b>1.75</b>
Director of Human Resources	EX4	76	0.25
Human Resources Specialist I	PSC	43	0.00
Human Resources Manager	PSC	59	0.50
Human Resources Specialist II	PSC	50	0.50
Administrative Assistant	PSC	45	0.50
<i>Workers Compensation</i>		<i>Section Total</i>	<b>1.90</b>
Director of Human Resources	EX4	76	0.45
Human Resources Manager	PSC	59	0.30
Human Resources Specialist II	PSC	50	0.30
Human Resources Specialist II	PSC	50	0.55
Administrative Assistant	PSC	45	0.30

**CITY OF PALM SPRINGS 2013 - 2014 Allocated Positions & Compensation Plan**

<i>Dept./Section/Classification</i>	<i>Unit</i>	<i>Range</i>	<i>Allocated Positions</i>
<b>LIBRARY</b>			<b>16.25</b>
Director of Library Services	EX3	72	1.00
PC/Network Administrator (Information Technology)	PS	54	1.00
Library & Public Services Manager	MX	49	1.00
Library Operations & Collections Manager	MX	49	1.00
Librarian	PS	45	4.00
Library Assistant, Senior *	G	29	1.00
Library Assistant	G	25	4.75
Library Assistant (Welwood)	G	25	1.00
Library Concierge (Welwood)	G	14	1.00
Library Page	G	1	0.50
<b>PARKS &amp; RECREATION</b>			<b>33.75</b>
<i>Demuth Park Family Center</i>		<i>Section Total</i>	<i>1.75</i>
Recreation Program Assistant	G	21	1.75
<i>Downtown Experience/Maintenance</i>		<i>Section Total</i>	<i>11.00</i>
Downtown Maintenance Supervisor	MX	51	1.00
Maintenance Worker, Lead	G	38	2.00
Maintenance Worker I	G	28	8.00
<i>James O. Jessie DHUC</i>		<i>Section Total</i>	<i>4.70</i>
Director of Parks & Recreation	EX3	76	0.20
Community Center Manager	PS	54	1.00
Program Coordinator	G	35	1.00
Literacy Coordinator	G	29	1.00
Recreation Program Assistant	G	21	1.50
<i>Recreation Administration</i>		<i>Section Total</i>	<i>8.80</i>
Director of Parks & Recreation	EX3	76	0.80
Special Events Coordinator/Villagefest	PS	47	0.25
Account Clerk	G	28	2.00
Recreation Program Aide	G	24	1.00
Recreation Program Assistant	G	21	4.75
<i>Swim Center</i>		<i>Section Total</i>	<i>5.75</i>
Aquatics Supervisor	G	26	1.00
Lifeguard	G	20	4.75
<i>Villagefest</i>		<i>Section Total</i>	<i>1.75</i>
Special Events Coord - Villagefest	PS	47	0.75
Account Clerk	G	28	1.00

**CITY OF PALM SPRINGS 2013 - 2014 Allocated Positions & Compensation Plan**

<i>Dept./Section/Classification</i>	<i>Unit</i>	<i>Range</i>	<i>Allocated Positions</i>
<b>PLANNING</b>			<b>7.00</b>
Director of Planning Services	EX3	79	1.00
Principal Planner	MX	66	2.00
Associate Planner	PS	52	1.00
Assistant Planner	PS	47	1.00
Planning Administrative Coordinator	PSC	41	1.00
Planning Technician	G	41	0.00
Secretary, Senior	G	33	1.00
<b>POLICE</b>			<b>128.50</b>
<i>Airport Security</i>		<i>Section Total</i>	<b>6.00</b>
Police Officer (Aviation - TSA)	P	45	2.00
Police Officer (Aviation)	P	45	4.00
<i>Animal Control</i>		<i>Section Total</i>	<b>2.50</b>
Director of Animal Control	EX2	58	1.00
Animal Control Supervisor	PS	53	1.00
Animal Control Officer	G	36	0.00
Animal Shelter Assistant	G	28	0.50
<i>CFD Public Safety Police</i>		<i>Section Total</i>	<b>2.00</b>
Police Officer	P	45	2.00
<i>Dispatch Center</i>		<i>Section Total</i>	<b>17.00</b>
Communications & Records Manager	MX	62	1.00
Dispatcher Supervisor	G	41	2.00
Dispatcher	G	35	14.00
<i>Downtown Experience - Police</i>		<i>Section Total</i>	<b>4.00</b>
Police Sergeant	P	55	1.00
Police Officer	P	45	3.00
<i>Police Administration &amp; Enforcement</i>		<i>Section Total</i>	<b>91.00</b>
Police Chief	EX3	84	1.00
Police Captain	PMX	73	2.00
Police Lieutenant	PMX-LT	66	3.00
Police Sergeant	P	55	13.00
PC/Network Administrator (Information Technology)	PS	54	1.00
Police Officer	P	45	52.00
Administrative Assistant	PSC	45	1.00
Police Officer (Overhire)	P	45	3.00
Crime Scene Technician	G	44	1.00
Rangemaster	G	41	1.00
Crime Analyst	G	41	1.00
Police Services Supervisor	G	42	1.00
Property Technician	G	37	1.00
Secretary, Senior	G	33	3.00
Police Records Technician	G	36	1.00



**CITY OF PALM SPRINGS 2013 - 2014 Allocated Positions & Compensation Plan**

<i>Dept./Section/Classification</i>	<i>Unit</i>	<i>Range</i>	<i>Allocated Positions</i>
Police Trainee	G	30	0.00
Community Service Officer	G	36	0.00
Police Services Officer	G	30	6.00
<b><i>Safety Augmentation - Police</i></b>		<b><i>Section Total</i></b>	<b>2.00</b>
Police Officer	P	45	2.00
<b><i>SDF - Police (Casino)</i></b>		<b><i>Section Total</i></b>	<b>4.00</b>
Police Officer	P	45	4.00
<b>PUBLIC WORKS &amp; ENGINEERING</b>			<b>44.50</b>
<b><i>Engineering</i></b>		<b><i>Section Total</i></b>	<b>11.00</b>
Director of Public Works/City Engineer	EX4	80	1.00
Assistant Director of Public Works/Assistant City Engineer	MX	75	1.00
Engineering Associate	PS	59	1.00
Associate Civil Engineer	PS	59	1.00
Public Works Inspector, Senior	MX	52	1.00
Engineering Assistant	PS	51	1.00
Public Works Administrator	PS	48	1.00
Public Works Inspector	G	46	0.00
Engineering Technician (Field Inspector)	G	42	2.00
Secretary, Engineering/Counter Technician	G	34	1.00
Clerical Assistant	G	23	1.00
<b><i>Facilities Maintenance</i></b>		<b><i>Section Total</i></b>	<b>13.50</b>
Facilities Maintenance Manager	MX	59	1.00
Cogeneration Technician, Senior	G	51	1.00
Maintenance Electrician, Senior	G	51	1.00
Maintenance Electrician (HVAC)	G	45	2.00
Maintenance Mechanic, Senior - Building	G	45	1.00
Maintenance Electrician	G	45	0.50
Maintenance Mechanic II - Building	G	39	1.00
Cogeneration Technician	G	41	2.00
Secretary, Senior	G	33	1.00
Maintenance Mechanic I - Building	G	35	2.00
Account Clerk II	G	31	1.00
<b><i>Fleet Operations</i></b>		<b><i>Section Total</i></b>	<b>7.00</b>
Fleet Maintenance Manager	MX	58	1.00
Maintenance Technician IV - Fleet	G	46	1.00
Maintenance Technician III/Service Writer - Fleet	G	45	1.00
Maintenance Technician III - Fleet	G	42	1.00
Maintenance Technician II - Fleet	G	39	0.00
Maintenance Technician I - Fleet	G	35	1.00
Parts Specialist II	G	30	1.00
Parts & Office Assistant	G	26	1.00

**CITY OF PALM SPRINGS 2013 - 2014 Allocated Positions & Compensation Plan**

<i>Dept./Section/Classification</i>	<i>Unit</i>	<i>Range</i>	<i>Allocated Positions</i>
<b><i>Parks Maintenance</i></b>			<b><i>Section Total</i></b> 4.00
Parks Maintenance Supervisor	MX	51	1.00
Maintenance Mechanic, Lead	G	43	1.00
Maintenance Mechanic I	G	35	2.00
<b><i>Street Cleaning</i></b>			<b><i>Section Total</i></b> 1.25
Street Maintenance Superintendent	MX	55	0.25
Engineering Technician (Dust Inspector)	G	42	1.00
<b><i>Street Maintenance</i></b>			<b><i>Section Total</i></b> 7.75
Street Maintenance Superintendent	MX	55	0.75
Street/Traffic Maintenance Worker, Senior Heavy Equipment Operator	G	44	1.00
Street/Traffic Maintenance Worker, Lead	G	38	2.00
Street/Traffic Maintenance Worker	G	31	4.00
<b>SUSTAINABILITY</b>			<b>2.00</b>
<b><i>Office of Sustainability</i></b>			<b><i>Section Total</i></b> 1.00
Office of Sustainability Manager	EX2	64	0.50
Clerical Assistant	GU	23	0.50
<b><i>Recycling</i></b>			<b><i>Section Total</i></b> 1.00
Office of Sustainability Manager	EX2	64	0.50
Clerical Assistant	GU	23	0.50

2013-14 **Total Positions** 398.00

2012-13 *Total Positions* 395.25

- EX Denotes Exempt positions
- PMX Denotes Confidential Management Police Safety positions represented by the Palm Springs Police Management
- P Denotes Police Safety Unit positions represented by the Palm Springs Police Officers Association
- PS Denotes Professional and Supervisory positions represented by the Management Association of Palm Springs
- PSC Denotes Confidential positions represented by the Management Association of Palm Springs

\* There is one additional funded Senior Library Assistant until eliminated per resolution 23316



SALARY AND CLASSIFICATION  
SCHEDULE

**EXECUTIVE**

FY 2013-14

# CITY OF PALM SPRINGS

## EX TABLE 1

### EX1 SALARY SCHEDULE

2.5% Between Ranges; 5% Between Steps

RANGE	WAGE RATE	STEP 1	STEP 2	STEP 3	STEP 4	STEP 5
85	Hourly	\$ 71.08	\$ 74.68	\$ 78.46	\$ 82.40	\$ 86.50
	Bi-weekly	\$ 5,686.15	\$ 5,974.15	\$ 6,276.92	\$ 6,591.69	\$ 6,920.31
	Monthly	\$ 12,320	\$ 12,944	\$ 13,600	\$ 14,282	\$ 14,994
	Annual	\$ 147,840	\$ 155,328	\$ 163,200	\$ 171,384	\$ 179,928

86	Hourly	\$ 72.86	\$ 76.49	\$ 80.31	\$ 84.35	\$ 88.55
	Bi-weekly	\$ 5,828.77	\$ 6,119.54	\$ 6,425.08	\$ 6,747.69	\$ 7,084.15
	Monthly	\$ 12,629	\$ 13,259	\$ 13,921	\$ 14,620	\$ 15,349
	Annual	\$ 151,548	\$ 159,108	\$ 167,052	\$ 175,440	\$ 184,188

87	Hourly	\$ 74.68	\$ 78.46	\$ 82.40	\$ 86.50	\$ 90.83
	Bi-weekly	\$ 5,974.15	\$ 6,276.92	\$ 6,591.69	\$ 6,920.31	\$ 7,266.46
	Monthly	\$ 12,944	\$ 13,600	\$ 14,282	\$ 14,994	\$ 15,744
	Annual	\$ 155,328	\$ 163,200	\$ 171,384	\$ 179,928	\$ 188,928

88	Hourly	\$ 76.49	\$ 80.31	\$ 84.35	\$ 88.55	\$ 92.98
	Bi-weekly	\$ 6,119.54	\$ 6,425.08	\$ 6,747.69	\$ 7,084.15	\$ 7,438.15
	Monthly	\$ 13,259	\$ 13,921	\$ 14,620	\$ 15,349	\$ 16,116
	Annual	\$ 159,108	\$ 167,052	\$ 175,440	\$ 184,188	\$ 193,392

89	Hourly	\$ 78.46	\$ 82.40	\$ 86.50	\$ 90.83	\$ 95.38
	Bi-weekly	\$ 6,276.92	\$ 6,591.69	\$ 6,920.31	\$ 7,266.46	\$ 7,630.15
	Monthly	\$ 13,600	\$ 14,282	\$ 14,994	\$ 15,744	\$ 16,532
	Annual	\$ 163,200	\$ 171,384	\$ 179,928	\$ 188,928	\$ 198,384

90	Hourly	\$ 80.31	\$ 84.35	\$ 88.55	\$ 92.98	\$ 97.63
	Bi-weekly	\$ 6,425.08	\$ 6,747.69	\$ 7,084.15	\$ 7,438.15	\$ 7,810.62
	Monthly	\$ 13,921	\$ 14,620	\$ 15,349	\$ 16,116	\$ 16,923
	Annual	\$ 167,052	\$ 175,440	\$ 184,188	\$ 193,392	\$ 203,076

91	Hourly	\$ 82.40	\$ 86.50	\$ 90.83	\$ 95.38	\$ 100.15
	Bi-weekly	\$ 6,591.69	\$ 6,920.31	\$ 7,266.46	\$ 7,630.15	\$ 8,011.85
	Monthly	\$ 14,282	\$ 14,994	\$ 15,744	\$ 16,532	\$ 17,359
	Annual	\$ 171,384	\$ 179,928	\$ 188,928	\$ 198,384	\$ 208,308

# CITY OF PALM SPRINGS

## EX TABLE 2

### EX2 SALARY SCHEDULE

2.5% Between Ranges; 5% Between Steps

RANGE	WAGE RATE	STEP 1	STEP 2	STEP 3	STEP 4	STEP 5
45	Hourly	\$ 26.11	\$ 27.42	\$ 28.79	\$ 30.27	\$ 31.78
	Bi-weekly	\$ 2,088.92	\$ 2,193.23	\$ 2,303.54	\$ 2,421.23	\$ 2,542.62
	Monthly	\$ 4,526	\$ 4,752	\$ 4,991	\$ 5,246	\$ 5,509
	Annual	\$ 54,312	\$ 57,024	\$ 59,892	\$ 62,952	\$ 66,108
46	Hourly	\$ 26.75	\$ 28.08	\$ 29.53	\$ 31.01	\$ 32.58
	Bi-weekly	\$ 2,139.69	\$ 2,246.77	\$ 2,362.15	\$ 2,480.77	\$ 2,606.31
	Monthly	\$ 4,636	\$ 4,868	\$ 5,118	\$ 5,375	\$ 5,647
	Annual	\$ 55,632	\$ 58,416	\$ 61,416	\$ 64,500	\$ 67,764
47	Hourly	\$ 27.42	\$ 28.79	\$ 30.27	\$ 31.78	\$ 33.40
	Bi-weekly	\$ 2,193.23	\$ 2,303.54	\$ 2,421.23	\$ 2,542.62	\$ 2,672.31
	Monthly	\$ 4,752	\$ 4,991	\$ 5,246	\$ 5,509	\$ 5,790
	Annual	\$ 57,024	\$ 59,892	\$ 62,952	\$ 66,108	\$ 69,480
48	Hourly	\$ 28.08	\$ 29.53	\$ 31.01	\$ 32.58	\$ 34.23
	Bi-weekly	\$ 2,246.77	\$ 2,362.15	\$ 2,480.77	\$ 2,606.31	\$ 2,738.31
	Monthly	\$ 4,868	\$ 5,118	\$ 5,375	\$ 5,647	\$ 5,933
	Annual	\$ 58,416	\$ 61,416	\$ 64,500	\$ 67,764	\$ 71,196
49	Hourly	\$ 28.79	\$ 30.27	\$ 31.78	\$ 33.40	\$ 35.09
	Bi-weekly	\$ 2,303.54	\$ 2,421.23	\$ 2,542.62	\$ 2,672.31	\$ 2,807.08
	Monthly	\$ 4,991	\$ 5,246	\$ 5,509	\$ 5,790	\$ 6,082
	Annual	\$ 59,892	\$ 62,952	\$ 66,108	\$ 69,480	\$ 72,984
50	Hourly	\$ 29.52	\$ 31.01	\$ 32.58	\$ 34.22	\$ 35.97
	Bi-weekly	\$ 2,361.69	\$ 2,480.77	\$ 2,606.31	\$ 2,737.85	\$ 2,877.69
	Monthly	\$ 5,117	\$ 5,375	\$ 5,647	\$ 5,932	\$ 6,235
	Annual	\$ 61,404	\$ 64,500	\$ 67,764	\$ 71,184	\$ 74,820
51	Hourly	\$ 30.26	\$ 31.78	\$ 33.40	\$ 35.09	\$ 36.84
	Bi-weekly	\$ 2,420.77	\$ 2,542.62	\$ 2,671.85	\$ 2,807.08	\$ 2,947.38
	Monthly	\$ 5,245	\$ 5,509	\$ 5,789	\$ 6,082	\$ 6,386
	Annual	\$ 62,940	\$ 66,108	\$ 69,468	\$ 72,984	\$ 76,632
52	Hourly	\$ 31.01	\$ 32.58	\$ 34.22	\$ 35.97	\$ 37.79
	Bi-weekly	\$ 2,480.77	\$ 2,606.31	\$ 2,737.85	\$ 2,877.69	\$ 3,023.08
	Monthly	\$ 5,375	\$ 5,647	\$ 5,932	\$ 6,235	\$ 6,550
	Annual	\$ 64,500	\$ 67,764	\$ 71,184	\$ 74,820	\$ 78,600

# CITY OF PALM SPRINGS

## EX TABLE 2

### EX2 SALARY SCHEDULE

2.5% Between Ranges; 5% Between Steps

RANGE	WAGE RATE	STEP 1	STEP 2	STEP 3	STEP 4	STEP 5
53	Hourly	\$ 31.78	\$ 33.40	\$ 35.09	\$ 36.84	\$ 38.73
	Bi-weekly	\$ 2,542.62	\$ 2,671.85	\$ 2,807.08	\$ 2,947.38	\$ 3,098.77
	Monthly	\$ 5,509	\$ 5,789	\$ 6,082	\$ 6,386	\$ 6,714
	Annual	\$ 66,108	\$ 69,468	\$ 72,984	\$ 76,632	\$ 80,568
54	Hourly	\$ 32.58	\$ 34.22	\$ 35.97	\$ 37.79	\$ 39.70
	Bi-weekly	\$ 2,606.31	\$ 2,737.85	\$ 2,877.69	\$ 3,023.08	\$ 3,175.85
	Monthly	\$ 5,647	\$ 5,932	\$ 6,235	\$ 6,550	\$ 6,881
	Annual	\$ 67,764	\$ 71,184	\$ 74,820	\$ 78,600	\$ 82,572
55	Hourly	\$ 33.40	\$ 35.09	\$ 36.84	\$ 38.73	\$ 40.71
	Bi-weekly	\$ 2,671.85	\$ 2,807.08	\$ 2,947.38	\$ 3,098.77	\$ 3,256.62
	Monthly	\$ 5,789	\$ 6,082	\$ 6,386	\$ 6,714	\$ 7,056
	Annual	\$ 69,468	\$ 72,984	\$ 76,632	\$ 80,568	\$ 84,672
56	Hourly	\$ 34.22	\$ 35.97	\$ 37.79	\$ 39.70	\$ 41.71
	Bi-weekly	\$ 2,737.85	\$ 2,877.69	\$ 3,023.08	\$ 3,175.85	\$ 3,336.92
	Monthly	\$ 5,932	\$ 6,235	\$ 6,550	\$ 6,881	\$ 7,230
	Annual	\$ 71,184	\$ 74,820	\$ 78,600	\$ 82,572	\$ 86,760
57	Hourly	\$ 35.09	\$ 36.84	\$ 38.73	\$ 40.71	\$ 42.74
	Bi-weekly	\$ 2,807.08	\$ 2,947.38	\$ 3,098.77	\$ 3,256.62	\$ 3,419.54
	Monthly	\$ 6,082	\$ 6,386	\$ 6,714	\$ 7,056	\$ 7,409
	Annual	\$ 72,984	\$ 76,632	\$ 80,568	\$ 84,672	\$ 88,908
58	Hourly	\$ 35.97	\$ 37.79	\$ 39.70	\$ 41.71	\$ 43.82
	Bi-weekly	\$ 2,877.69	\$ 3,023.08	\$ 3,175.85	\$ 3,336.92	\$ 3,505.38
	Monthly	\$ 6,235	\$ 6,550	\$ 6,881	\$ 7,230	\$ 7,595
	Annual	\$ 74,820	\$ 78,600	\$ 82,572	\$ 86,760	\$ 91,140
59	Hourly	\$ 36.84	\$ 38.73	\$ 40.71	\$ 42.74	\$ 44.91
	Bi-weekly	\$ 2,947.38	\$ 3,098.77	\$ 3,256.62	\$ 3,419.54	\$ 3,593.08
	Monthly	\$ 6,386	\$ 6,714	\$ 7,056	\$ 7,409	\$ 7,785
	Annual	\$ 76,632	\$ 80,568	\$ 84,672	\$ 88,908	\$ 93,420
60	Hourly	\$ 37.79	\$ 39.70	\$ 41.71	\$ 43.82	\$ 46.02
	Bi-weekly	\$ 3,023.08	\$ 3,175.85	\$ 3,336.92	\$ 3,505.38	\$ 3,681.69
	Monthly	\$ 6,550	\$ 6,881	\$ 7,230	\$ 7,595	\$ 7,977
	Annual	\$ 78,600	\$ 82,572	\$ 86,760	\$ 91,140	\$ 95,724

# CITY OF PALM SPRINGS

## EX TABLE 2

### EX2 SALARY SCHEDULE

2.5% Between Ranges; 5% Between Steps

RANGE	WAGE RATE	STEP 1	STEP 2	STEP 3	STEP 4	STEP 5
61	Hourly	\$ 38.73	\$ 40.71	\$ 42.74	\$ 44.91	\$ 47.20
	Bi-weekly	\$ 3,098.77	\$ 3,256.62	\$ 3,419.54	\$ 3,593.08	\$ 3,776.31
	Monthly	\$ 6,714	\$ 7,056	\$ 7,409	\$ 7,785	\$ 8,182
	Annual	\$ 80,568	\$ 84,672	\$ 88,908	\$ 93,420	\$ 98,184
62	Hourly	\$ 39.71	\$ 41.72	\$ 43.82	\$ 46.03	\$ 48.37
	Bi-weekly	\$ 3,176.77	\$ 3,337.38	\$ 3,505.85	\$ 3,682.62	\$ 3,869.54
	Monthly	\$ 6,883	\$ 7,231	\$ 7,596	\$ 7,979	\$ 8,384
	Annual	\$ 82,596	\$ 86,772	\$ 91,152	\$ 95,748	\$ 100,608
63	Hourly	\$ 40.71	\$ 42.74	\$ 44.91	\$ 47.20	\$ 49.58
	Bi-weekly	\$ 3,256.62	\$ 3,419.54	\$ 3,593.08	\$ 3,776.31	\$ 3,966.46
	Monthly	\$ 7,056	\$ 7,409	\$ 7,785	\$ 8,182	\$ 8,594
	Annual	\$ 84,672	\$ 88,908	\$ 93,420	\$ 98,184	\$ 103,128
64	Hourly	\$ 41.72	\$ 43.82	\$ 46.03	\$ 48.37	\$ 50.84
	Bi-weekly	\$ 3,337.38	\$ 3,505.85	\$ 3,682.62	\$ 3,869.54	\$ 4,067.54
	Monthly	\$ 7,231	\$ 7,596	\$ 7,979	\$ 8,384	\$ 8,813
	Annual	\$ 86,772	\$ 91,152	\$ 95,748	\$ 100,608	\$ 105,756
65	Hourly	\$ 42.74	\$ 44.91	\$ 47.20	\$ 49.58	\$ 52.08
	Bi-weekly	\$ 3,419.54	\$ 3,593.08	\$ 3,776.31	\$ 3,966.46	\$ 4,166.77
	Monthly	\$ 7,409	\$ 7,785	\$ 8,182	\$ 8,594	\$ 9,028
	Annual	\$ 88,908	\$ 93,420	\$ 98,184	\$ 103,128	\$ 108,336
66	Hourly	\$ 43.82	\$ 46.03	\$ 48.37	\$ 50.84	\$ 53.39
	Bi-weekly	\$ 3,505.85	\$ 3,682.62	\$ 3,869.54	\$ 4,067.54	\$ 4,271.08
	Monthly	\$ 7,596	\$ 7,979	\$ 8,384	\$ 8,813	\$ 9,254
	Annual	\$ 91,152	\$ 95,748	\$ 100,608	\$ 105,756	\$ 111,048
67	Hourly	\$ 44.91	\$ 47.20	\$ 49.58	\$ 52.08	\$ 54.72
	Bi-weekly	\$ 3,593.08	\$ 3,776.31	\$ 3,966.46	\$ 4,166.77	\$ 4,377.69
	Monthly	\$ 7,785	\$ 8,182	\$ 8,594	\$ 9,028	\$ 9,485
	Annual	\$ 93,420	\$ 98,184	\$ 103,128	\$ 108,336	\$ 113,820
68	Hourly	\$ 46.03	\$ 48.37	\$ 50.84	\$ 53.39	\$ 56.09
	Bi-weekly	\$ 3,682.62	\$ 3,869.54	\$ 4,067.54	\$ 4,271.08	\$ 4,487.08
	Monthly	\$ 7,979	\$ 8,384	\$ 8,813	\$ 9,254	\$ 9,722
	Annual	\$ 95,748	\$ 100,608	\$ 105,756	\$ 111,048	\$ 116,664

# CITY OF PALM SPRINGS

## EX TABLE 2

### EX2 SALARY SCHEDULE

2.5% Between Ranges; 5% Between Steps

RANGE	WAGE RATE	STEP 1	STEP 2	STEP 3	STEP 4	STEP 5
69	Hourly	\$ 47.20	\$ 49.58	\$ 52.08	\$ 54.72	\$ 57.50
	Bi-weekly	\$ 3,776.31	\$ 3,966.46	\$ 4,166.77	\$ 4,377.69	\$ 4,599.69
	Monthly	\$ 8,182	\$ 8,594	\$ 9,028	\$ 9,485	\$ 9,966
	Annual	\$ 98,184	\$ 103,128	\$ 108,336	\$ 113,820	\$ 119,592



# CITY OF PALM SPRINGS

## EX TABLE 3

### EX3 SALARY SCHEDULE

2.5% Between Ranges; 5% Between Steps

RANGE	WAGE RATE	STEP 1	STEP 2	STEP 3	STEP 4	STEP 5
70	Hourly	\$ 46.73	\$ 49.13	\$ 51.58	\$ 54.19	\$ 56.93
	Bi-weekly	\$ 3,738.46	\$ 3,930.00	\$ 4,126.15	\$ 4,335.23	\$ 4,554.46
	Monthly	\$ 8,100	\$ 8,515	\$ 8,940	\$ 9,393	\$ 9,868
	Annual	\$ 97,200	\$ 102,180	\$ 107,280	\$ 112,716	\$ 118,416
71	Hourly	\$ 47.90	\$ 50.33	\$ 52.88	\$ 55.55	\$ 58.36
	Bi-weekly	\$ 3,832.15	\$ 4,026.00	\$ 4,230.00	\$ 4,444.15	\$ 4,668.46
	Monthly	\$ 8,303	\$ 8,723	\$ 9,165	\$ 9,629	\$ 10,115
	Annual	\$ 99,636	\$ 104,676	\$ 109,980	\$ 115,548	\$ 121,380
72	Hourly	\$ 49.13	\$ 51.58	\$ 54.19	\$ 56.93	\$ 59.82
	Bi-weekly	\$ 3,930.00	\$ 4,126.15	\$ 4,335.23	\$ 4,554.46	\$ 4,785.69
	Monthly	\$ 8,515	\$ 8,940	\$ 9,393	\$ 9,868	\$ 10,369
	Annual	\$ 102,180	\$ 107,280	\$ 112,716	\$ 118,416	\$ 124,428
73	Hourly	\$ 50.33	\$ 52.88	\$ 55.55	\$ 58.36	\$ 61.33
	Bi-weekly	\$ 4,026.00	\$ 4,230.00	\$ 4,444.15	\$ 4,668.46	\$ 4,906.62
	Monthly	\$ 8,723	\$ 9,165	\$ 9,629	\$ 10,115	\$ 10,631
	Annual	\$ 104,676	\$ 109,980	\$ 115,548	\$ 121,380	\$ 127,572
74	Hourly	\$ 51.58	\$ 54.19	\$ 56.93	\$ 59.82	\$ 62.84
	Bi-weekly	\$ 4,126.15	\$ 4,335.23	\$ 4,554.46	\$ 4,785.69	\$ 5,027.54
	Monthly	\$ 8,940	\$ 9,393	\$ 9,868	\$ 10,369	\$ 10,893
	Annual	\$ 107,280	\$ 112,716	\$ 118,416	\$ 124,428	\$ 130,716
75	Hourly	\$ 52.88	\$ 55.55	\$ 58.36	\$ 61.33	\$ 64.41
	Bi-weekly	\$ 4,230.00	\$ 4,444.15	\$ 4,668.46	\$ 4,906.62	\$ 5,153.08
	Monthly	\$ 9,165	\$ 9,629	\$ 10,115	\$ 10,631	\$ 11,165
	Annual	\$ 109,980	\$ 115,548	\$ 121,380	\$ 127,572	\$ 133,980
76	Hourly	\$ 54.19	\$ 56.93	\$ 59.82	\$ 62.84	\$ 66.03
	Bi-weekly	\$ 4,335.23	\$ 4,554.46	\$ 4,785.69	\$ 5,027.54	\$ 5,282.31
	Monthly	\$ 9,393	\$ 9,868	\$ 10,369	\$ 10,893	\$ 11,445
	Annual	\$ 112,716	\$ 118,416	\$ 124,428	\$ 130,716	\$ 137,340
77	Hourly	\$ 55.55	\$ 58.36	\$ 61.33	\$ 64.41	\$ 67.68
	Bi-weekly	\$ 4,444.15	\$ 4,668.46	\$ 4,906.62	\$ 5,153.08	\$ 5,414.31
	Monthly	\$ 9,629	\$ 10,115	\$ 10,631	\$ 11,165	\$ 11,731
	Annual	\$ 115,548	\$ 121,380	\$ 127,572	\$ 133,980	\$ 140,772

# CITY OF PALM SPRINGS

## EX TABLE 3

### EX3 SALARY SCHEDULE

2.5% Between Ranges; 5% Between Steps

RANGE	WAGE RATE	STEP 1	STEP 2	STEP 3	STEP 4	STEP 5
78	Hourly	\$ 56.93	\$ 59.82	\$ 62.84	\$ 66.03	\$ 69.36
	Bi-weekly	\$ 4,554.46	\$ 4,785.69	\$ 5,027.54	\$ 5,282.31	\$ 5,549.08
	Monthly	\$ 9,868	\$ 10,369	\$ 10,893	\$ 11,445	\$ 12,023
	Annual	\$ 118,416	\$ 124,428	\$ 130,716	\$ 137,340	\$ 144,276
79	Hourly	\$ 58.36	\$ 61.33	\$ 64.41	\$ 67.68	\$ 71.11
	Bi-weekly	\$ 4,668.46	\$ 4,906.62	\$ 5,153.08	\$ 5,414.31	\$ 5,688.92
	Monthly	\$ 10,115	\$ 10,631	\$ 11,165	\$ 11,731	\$ 12,326
	Annual	\$ 121,380	\$ 127,572	\$ 133,980	\$ 140,772	\$ 147,912
80	Hourly	\$ 59.82	\$ 62.84	\$ 66.03	\$ 69.36	\$ 72.89
	Bi-weekly	\$ 4,785.69	\$ 5,027.54	\$ 5,282.31	\$ 5,549.08	\$ 5,831.08
	Monthly	\$ 10,369	\$ 10,893	\$ 11,445	\$ 12,023	\$ 12,634
	Annual	\$ 124,428	\$ 130,716	\$ 137,340	\$ 144,276	\$ 151,608
81	Hourly	\$ 61.33	\$ 64.41	\$ 67.68	\$ 71.11	\$ 74.71
	Bi-weekly	\$ 4,906.62	\$ 5,153.08	\$ 5,414.31	\$ 5,688.92	\$ 5,976.92
	Monthly	\$ 10,631	\$ 11,165	\$ 11,731	\$ 12,326	\$ 12,950
	Annual	\$ 127,572	\$ 133,980	\$ 140,772	\$ 147,912	\$ 155,400
82	Hourly	\$ 62.84	\$ 66.03	\$ 69.36	\$ 72.89	\$ 76.52
	Bi-weekly	\$ 5,027.54	\$ 5,282.31	\$ 5,549.08	\$ 5,831.08	\$ 6,121.85
	Monthly	\$ 10,893	\$ 11,445	\$ 12,023	\$ 12,634	\$ 13,264
	Annual	\$ 130,716	\$ 137,340	\$ 144,276	\$ 151,608	\$ 159,168
83	Hourly	\$ 64.41	\$ 67.68	\$ 71.11	\$ 74.71	\$ 78.46
	Bi-weekly	\$ 5,153.08	\$ 5,414.31	\$ 5,688.92	\$ 5,976.92	\$ 6,276.46
	Monthly	\$ 11,165	\$ 11,731	\$ 12,326	\$ 12,950	\$ 13,599
	Annual	\$ 133,980	\$ 140,772	\$ 147,912	\$ 155,400	\$ 163,188
84	Hourly	\$ 66.03	\$ 69.36	\$ 72.89	\$ 76.52	\$ 80.35
	Bi-weekly	\$ 5,282.31	\$ 5,549.08	\$ 5,831.08	\$ 6,121.85	\$ 6,428.31
	Monthly	\$ 11,445	\$ 12,023	\$ 12,634	\$ 13,264	\$ 13,928
	Annual	\$ 137,340	\$ 144,276	\$ 151,608	\$ 159,168	\$ 167,136
85	Hourly	\$ 67.68	\$ 71.11	\$ 74.71	\$ 78.46	\$ 82.37
	Bi-weekly	\$ 5,414.31	\$ 5,688.92	\$ 5,976.92	\$ 6,276.46	\$ 6,589.85
	Monthly	\$ 11,731	\$ 12,326	\$ 12,950	\$ 13,599	\$ 14,278
	Annual	\$ 140,772	\$ 147,912	\$ 155,400	\$ 163,188	\$ 171,336

# CITY OF PALM SPRINGS

## EX TABLE 3

### EX3 SALARY SCHEDULE

2.5% Between Ranges; 5% Between Steps

RANGE	WAGE RATE	STEP 1	STEP 2	STEP 3	STEP 4	STEP 5
86	Hourly	\$ 69.36	\$ 72.89	\$ 76.52	\$ 80.35	\$ 84.37
	Bi-weekly	\$ 5,549.08	\$ 5,831.08	\$ 6,121.85	\$ 6,428.31	\$ 6,749.54
	Monthly	\$ 12,023	\$ 12,634	\$ 13,264	\$ 13,928	\$ 14,624
	Annual	\$ 144,276	\$ 151,608	\$ 159,168	\$ 167,136	\$ 175,488
87	Hourly	\$ 71.11	\$ 74.71	\$ 78.46	\$ 82.37	\$ 86.49
	Bi-weekly	\$ 5,688.92	\$ 5,976.92	\$ 6,276.46	\$ 6,589.85	\$ 6,919.38
	Monthly	\$ 12,326	\$ 12,950	\$ 13,599	\$ 14,278	\$ 14,992
	Annual	\$ 147,912	\$ 155,400	\$ 163,188	\$ 171,336	\$ 179,904
88	Hourly	\$ 72.89	\$ 76.52	\$ 80.35	\$ 84.37	\$ 88.59
	Bi-weekly	\$ 5,831.08	\$ 6,121.85	\$ 6,428.31	\$ 6,749.54	\$ 7,086.92
	Monthly	\$ 12,634	\$ 13,264	\$ 13,928	\$ 14,624	\$ 15,355
	Annual	\$ 151,608	\$ 159,168	\$ 167,136	\$ 175,488	\$ 184,260
89	Hourly	\$ 74.71	\$ 78.46	\$ 82.37	\$ 86.49	\$ 90.81
	Bi-weekly	\$ 5,976.92	\$ 6,276.46	\$ 6,589.85	\$ 6,919.38	\$ 7,265.08
	Monthly	\$ 12,950	\$ 13,599	\$ 14,278	\$ 14,992	\$ 15,741
	Annual	\$ 155,400	\$ 163,188	\$ 171,336	\$ 179,904	\$ 188,892
90	Hourly	\$ 76.52	\$ 80.35	\$ 84.37	\$ 88.59	\$ 93.02
	Bi-weekly	\$ 6,121.85	\$ 6,428.31	\$ 6,749.54	\$ 7,086.92	\$ 7,441.85
	Monthly	\$ 13,264	\$ 13,928	\$ 14,624	\$ 15,355	\$ 16,124
	Annual	\$ 159,168	\$ 167,136	\$ 175,488	\$ 184,260	\$ 193,488

# CITY OF PALM SPRINGS

## EX TABLE 4

### EX4 SALARY SCHEDULE

2.5% Between Ranges; 5% Between Steps

RANGE	WAGE RATE	STEP 1	STEP 2	STEP 3	STEP 4	STEP 5
70	Hourly	\$ 48.37	\$ 50.84	\$ 53.39	\$ 56.09	\$ 58.92
	Bi-weekly	\$ 3,869.54	\$ 4,067.54	\$ 4,271.08	\$ 4,487.08	\$ 4,713.69
	Monthly	\$ 8,384	\$ 8,813	\$ 9,254	\$ 9,722	\$ 10,213
	Annual	\$ 100,608	\$ 105,756	\$ 111,048	\$ 116,664	\$ 122,556
71	Hourly	\$ 49.58	\$ 52.08	\$ 54.72	\$ 57.50	\$ 60.40
	Bi-weekly	\$ 3,966.46	\$ 4,166.77	\$ 4,377.69	\$ 4,599.69	\$ 4,831.85
	Monthly	\$ 8,594	\$ 9,028	\$ 9,485	\$ 9,966	\$ 10,469
	Annual	\$ 103,128	\$ 108,336	\$ 113,820	\$ 119,592	\$ 125,628
72	Hourly	\$ 50.84	\$ 53.39	\$ 56.09	\$ 58.92	\$ 61.92
	Bi-weekly	\$ 4,067.54	\$ 4,271.08	\$ 4,487.08	\$ 4,713.69	\$ 4,953.23
	Monthly	\$ 8,813	\$ 9,254	\$ 9,722	\$ 10,213	\$ 10,732
	Annual	\$ 105,756	\$ 111,048	\$ 116,664	\$ 122,556	\$ 128,784
73	Hourly	\$ 52.08	\$ 54.72	\$ 57.50	\$ 60.40	\$ 63.47
	Bi-weekly	\$ 4,166.77	\$ 4,377.69	\$ 4,599.69	\$ 4,831.85	\$ 5,077.85
	Monthly	\$ 9,028	\$ 9,485	\$ 9,966	\$ 10,469	\$ 11,002
	Annual	\$ 108,336	\$ 113,820	\$ 119,592	\$ 125,628	\$ 132,024
74	Hourly	\$ 53.39	\$ 56.09	\$ 58.92	\$ 61.92	\$ 65.04
	Bi-weekly	\$ 4,271.08	\$ 4,487.08	\$ 4,713.69	\$ 4,953.23	\$ 5,203.38
	Monthly	\$ 9,254	\$ 9,722	\$ 10,213	\$ 10,732	\$ 11,274
	Annual	\$ 111,048	\$ 116,664	\$ 122,556	\$ 128,784	\$ 135,288
75	Hourly	\$ 54.72	\$ 57.50	\$ 60.40	\$ 63.47	\$ 66.67
	Bi-weekly	\$ 4,377.69	\$ 4,599.69	\$ 4,831.85	\$ 5,077.85	\$ 5,333.54
	Monthly	\$ 9,485	\$ 9,966	\$ 10,469	\$ 11,002	\$ 11,556
	Annual	\$ 113,820	\$ 119,592	\$ 125,628	\$ 132,024	\$ 138,672
76	Hourly	\$ 56.09	\$ 58.92	\$ 61.92	\$ 65.04	\$ 68.34
	Bi-weekly	\$ 4,487.08	\$ 4,713.69	\$ 4,953.23	\$ 5,203.38	\$ 5,467.38
	Monthly	\$ 9,722	\$ 10,213	\$ 10,732	\$ 11,274	\$ 11,846
	Annual	\$ 116,664	\$ 122,556	\$ 128,784	\$ 135,288	\$ 142,152
77	Hourly	\$ 57.50	\$ 60.40	\$ 63.47	\$ 66.67	\$ 70.05
	Bi-weekly	\$ 4,599.69	\$ 4,831.85	\$ 5,077.85	\$ 5,333.54	\$ 5,604.00
	Monthly	\$ 9,966	\$ 10,469	\$ 11,002	\$ 11,556	\$ 12,142
	Annual	\$ 119,592	\$ 125,628	\$ 132,024	\$ 138,672	\$ 145,704

# CITY OF PALM SPRINGS

## EX TABLE 4

### EX4 SALARY SCHEDULE

2.5% Between Ranges; 5% Between Steps

RANGE	WAGE RATE	STEP 1	STEP 2	STEP 3	STEP 4	STEP 5
78	Hourly	\$ 58.92	\$ 61.92	\$ 65.04	\$ 68.34	\$ 71.79
	Bi-weekly	\$ 4,713.69	\$ 4,953.23	\$ 5,203.38	\$ 5,467.38	\$ 5,742.92
	Monthly	\$ 10,213	\$ 10,732	\$ 11,274	\$ 11,846	\$ 12,443
	Annual	\$ 122,556	\$ 128,784	\$ 135,288	\$ 142,152	\$ 149,316
79	Hourly	\$ 60.40	\$ 63.47	\$ 66.67	\$ 70.05	\$ 73.60
	Bi-weekly	\$ 4,831.85	\$ 5,077.85	\$ 5,333.54	\$ 5,604.00	\$ 5,887.85
	Monthly	\$ 10,469	\$ 11,002	\$ 11,556	\$ 12,142	\$ 12,757
	Annual	\$ 125,628	\$ 132,024	\$ 138,672	\$ 145,704	\$ 153,084
80	Hourly	\$ 61.92	\$ 65.04	\$ 68.34	\$ 71.79	\$ 75.44
	Bi-weekly	\$ 4,953.23	\$ 5,203.38	\$ 5,467.38	\$ 5,742.92	\$ 6,035.08
	Monthly	\$ 10,732	\$ 11,274	\$ 11,846	\$ 12,443	\$ 13,076
	Annual	\$ 128,784	\$ 135,288	\$ 142,152	\$ 149,316	\$ 156,912
81	Hourly	\$ 63.47	\$ 66.67	\$ 70.05	\$ 73.60	\$ 77.33
	Bi-weekly	\$ 5,077.85	\$ 5,333.54	\$ 5,604.00	\$ 5,887.85	\$ 6,186.00
	Monthly	\$ 11,002	\$ 11,556	\$ 12,142	\$ 12,757	\$ 13,403
	Annual	\$ 132,024	\$ 138,672	\$ 145,704	\$ 153,084	\$ 160,836
82	Hourly	\$ 65.04	\$ 68.34	\$ 71.79	\$ 75.44	\$ 79.21
	Bi-weekly	\$ 5,203.38	\$ 5,467.38	\$ 5,742.92	\$ 6,035.08	\$ 6,336.46
	Monthly	\$ 11,274	\$ 11,846	\$ 12,443	\$ 13,076	\$ 13,729
	Annual	\$ 135,288	\$ 142,152	\$ 149,316	\$ 156,912	\$ 164,748
83	Hourly	\$ 66.67	\$ 70.05	\$ 73.60	\$ 77.33	\$ 81.20
	Bi-weekly	\$ 5,333.54	\$ 5,604.00	\$ 5,887.85	\$ 6,186.00	\$ 6,496.15
	Monthly	\$ 11,556	\$ 12,142	\$ 12,757	\$ 13,403	\$ 14,075
	Annual	\$ 138,672	\$ 145,704	\$ 153,084	\$ 160,836	\$ 168,900
84	Hourly	\$ 68.34	\$ 71.79	\$ 75.44	\$ 79.21	\$ 83.16
	Bi-weekly	\$ 5,467.38	\$ 5,742.92	\$ 6,035.08	\$ 6,336.46	\$ 6,653.08
	Monthly	\$ 11,846	\$ 12,443	\$ 13,076	\$ 13,729	\$ 14,415
	Annual	\$ 142,152	\$ 149,316	\$ 156,912	\$ 164,748	\$ 172,980
85	Hourly	\$ 70.05	\$ 73.60	\$ 77.33	\$ 81.20	\$ 85.25
	Bi-weekly	\$ 5,604.00	\$ 5,887.85	\$ 6,186.00	\$ 6,496.15	\$ 6,820.15
	Monthly	\$ 12,142	\$ 12,757	\$ 13,403	\$ 14,075	\$ 14,777
	Annual	\$ 145,704	\$ 153,084	\$ 160,836	\$ 168,900	\$ 177,324

# CITY OF PALM SPRINGS

## EX TABLE 4

### EX4 SALARY SCHEDULE

2.5% Between Ranges; 5% Between Steps

RANGE	WAGE RATE	STEP 1	STEP 2	STEP 3	STEP 4	STEP 5
86	Hourly	\$ 71.79	\$ 75.44	\$ 79.21	\$ 83.16	\$ 87.32
	Bi-weekly	\$ 5,742.92	\$ 6,035.08	\$ 6,336.46	\$ 6,653.08	\$ 6,985.85
	Monthly	\$ 12,443	\$ 13,076	\$ 13,729	\$ 14,415	\$ 15,136
	Annual	\$ 149,316	\$ 156,912	\$ 164,748	\$ 172,980	\$ 181,632

87	Hourly	\$ 73.60	\$ 77.33	\$ 81.20	\$ 85.25	\$ 89.52
	Bi-weekly	\$ 5,887.85	\$ 6,186.00	\$ 6,496.15	\$ 6,820.15	\$ 7,161.23
	Monthly	\$ 12,757	\$ 13,403	\$ 14,075	\$ 14,777	\$ 15,516
	Annual	\$ 153,084	\$ 160,836	\$ 168,900	\$ 177,324	\$ 186,192

88	Hourly	\$ 75.44	\$ 79.21	\$ 83.16	\$ 87.32	\$ 91.69
	Bi-weekly	\$ 6,035.08	\$ 6,336.46	\$ 6,653.08	\$ 6,985.85	\$ 7,335.23
	Monthly	\$ 13,076	\$ 13,729	\$ 14,415	\$ 15,136	\$ 15,893
	Annual	\$ 156,912	\$ 164,748	\$ 172,980	\$ 181,632	\$ 190,716

89	Hourly	\$ 77.33	\$ 81.20	\$ 85.25	\$ 89.52	\$ 94.00
	Bi-weekly	\$ 6,186.00	\$ 6,496.15	\$ 6,820.15	\$ 7,161.23	\$ 7,519.85
	Monthly	\$ 13,403	\$ 14,075	\$ 14,777	\$ 15,516	\$ 16,293
	Annual	\$ 160,836	\$ 168,900	\$ 177,324	\$ 186,192	\$ 195,516

90	Hourly	\$ 79.21	\$ 83.16	\$ 87.32	\$ 91.69	\$ 96.27
	Bi-weekly	\$ 6,336.46	\$ 6,653.08	\$ 6,985.85	\$ 7,335.23	\$ 7,701.69
	Monthly	\$ 13,729	\$ 14,415	\$ 15,136	\$ 15,893	\$ 16,687
	Annual	\$ 164,748	\$ 172,980	\$ 181,632	\$ 190,716	\$ 200,244



**SALARY AND CLASSIFICATION  
SCHEDULE**

**FIRE MANAGEMENT**

**FY 2013-14**

# CITY OF PALM SPRINGS

## FIRE DIVISION CHIEF (40) - FIRE MANAGEMENT SALARY SCHEDULE (FDC40)

2.5% Between Ranges; 5% Between Steps

RANGE	WAGE RATE	STEP 1	STEP 2	STEP 3	STEP 4	STEP 5
73	Hourly	\$ 54.43	\$ 57.18	\$ 60.09	\$ 63.08	\$ 66.23
	Bi-weekly	\$ 4,354.62	\$ 4,574.77	\$ 4,806.92	\$ 5,046.46	\$ 5,298.46
	Monthly	\$ 9,435	\$ 9,912	\$ 10,415	\$ 10,934	\$ 11,480
	Annual	\$ 113,220	\$ 118,944	\$ 124,980	\$ 131,208	\$ 137,760

74	Hourly	\$ 55.79	\$ 58.61	\$ 61.58	\$ 64.65	\$ 67.88
	Bi-weekly	\$ 4,463.08	\$ 4,688.77	\$ 4,926.00	\$ 5,172.00	\$ 5,430.46
	Monthly	\$ 9,670	\$ 10,159	\$ 10,673	\$ 11,206	\$ 11,766
	Annual	\$ 116,040	\$ 121,908	\$ 128,076	\$ 134,472	\$ 141,192

75 Fire Division Chief	Hourly	\$ 57.18	\$ 60.09	\$ 63.08	\$ 66.23	\$ 69.55
	Bi-weekly	\$ 4,574.77	\$ 4,806.92	\$ 5,046.46	\$ 5,298.46	\$ 5,563.85
	Monthly	\$ 9,912	\$ 10,415	\$ 10,934	\$ 11,480	\$ 12,055
	Annual	\$ 118,944	\$ 124,980	\$ 131,208	\$ 137,760	\$ 144,660

76	Hourly	\$ 58.61	\$ 61.58	\$ 64.65	\$ 67.88	\$ 71.28
	Bi-weekly	\$ 4,688.77	\$ 4,926.00	\$ 5,172.00	\$ 5,430.46	\$ 5,702.31
	Monthly	\$ 10,159	\$ 10,673	\$ 11,206	\$ 11,766	\$ 12,355
	Annual	\$ 121,908	\$ 128,076	\$ 134,472	\$ 141,192	\$ 148,260

77	Hourly	\$ 60.09	\$ 63.08	\$ 66.23	\$ 69.55	\$ 73.02
	Bi-weekly	\$ 4,806.92	\$ 5,046.46	\$ 5,298.46	\$ 5,563.85	\$ 5,841.69
	Monthly	\$ 10,415	\$ 10,934	\$ 11,480	\$ 12,055	\$ 12,657
	Annual	\$ 124,980	\$ 131,208	\$ 137,760	\$ 144,660	\$ 151,884

78	Hourly	\$ 61.58	\$ 64.65	\$ 67.88	\$ 71.28	\$ 74.84
	Bi-weekly	\$ 4,926.00	\$ 5,172.00	\$ 5,430.46	\$ 5,702.31	\$ 5,987.54
	Monthly	\$ 10,673	\$ 11,206	\$ 11,766	\$ 12,355	\$ 12,973
	Annual	\$ 128,076	\$ 134,472	\$ 141,192	\$ 148,260	\$ 155,676

79	Hourly	\$ 63.08	\$ 66.23	\$ 69.55	\$ 73.02	\$ 76.67
	Bi-weekly	\$ 5,046.46	\$ 5,298.46	\$ 5,563.85	\$ 5,841.69	\$ 6,133.38
	Monthly	\$ 10,934	\$ 11,480	\$ 12,055	\$ 12,657	\$ 13,289
	Annual	\$ 131,208	\$ 137,760	\$ 144,660	\$ 151,884	\$ 159,468

80	Hourly	\$ 64.65	\$ 67.88	\$ 71.28	\$ 74.84	\$ 78.58
	Bi-weekly	\$ 5,172.00	\$ 5,430.46	\$ 5,702.31	\$ 5,987.54	\$ 6,286.62
	Monthly	\$ 11,206	\$ 11,766	\$ 12,355	\$ 12,973	\$ 13,621
	Annual	\$ 134,472	\$ 141,192	\$ 148,260	\$ 155,676	\$ 163,452

81	Hourly	\$ 66.23	\$ 69.55	\$ 73.02	\$ 76.67	\$ 80.50
	Bi-weekly	\$ 5,298.46	\$ 5,563.85	\$ 5,841.69	\$ 6,133.38	\$ 6,439.85
	Monthly	\$ 11,480	\$ 12,055	\$ 12,657	\$ 13,289	\$ 13,953
	Annual	\$ 137,760	\$ 144,660	\$ 151,884	\$ 159,468	\$ 167,436



# CITY OF PALM SPRINGS

## FIRE DIVISION CHIEF (56) - FIRE MANAGEMENT SALARY SCHEDULE (FDC56)

2.5% Between Ranges; 5% Between Steps

RANGE	WAGE RATE	STEP 1	STEP 2	STEP 3	STEP 4	STEP 5
73	Hourly	\$ 38.88	\$ 40.84	\$ 42.91	\$ 45.06	\$ 47.31
	Bi-weekly	\$ 4,354.23	\$ 4,574.38	\$ 4,806.46	\$ 5,046.77	\$ 5,298.92
	Monthly	\$ 9,434	\$ 9,911	\$ 10,414	\$ 10,935	\$ 11,481
	Annual	\$ 113,210	\$ 118,934	\$ 124,968	\$ 131,216	\$ 137,772
74	Hourly	\$ 39.85	\$ 41.86	\$ 43.98	\$ 46.18	\$ 48.49
	Bi-weekly	\$ 4,462.65	\$ 4,688.58	\$ 4,925.73	\$ 5,172.19	\$ 5,430.69
	Monthly	\$ 9,669	\$ 10,159	\$ 10,672	\$ 11,206	\$ 11,767
	Annual	\$ 116,029	\$ 121,903	\$ 128,069	\$ 134,477	\$ 141,198
75 Fire Division Chief	Hourly	\$ 40.84	\$ 42.91	\$ 45.06	\$ 47.31	\$ 49.68
	Bi-weekly	\$ 4,574.38	\$ 4,806.46	\$ 5,046.77	\$ 5,298.92	\$ 5,563.62
	Monthly	\$ 9,911	\$ 10,414	\$ 10,935	\$ 11,481	\$ 12,055
	Annual	\$ 118,934	\$ 124,968	\$ 131,216	\$ 137,772	\$ 144,654
76	Hourly	\$ 41.86	\$ 43.98	\$ 46.18	\$ 48.49	\$ 50.91
	Bi-weekly	\$ 4,688.58	\$ 4,925.73	\$ 5,172.19	\$ 5,430.69	\$ 5,702.27
	Monthly	\$ 10,159	\$ 10,672	\$ 11,206	\$ 11,767	\$ 12,355
	Annual	\$ 121,903	\$ 128,069	\$ 134,477	\$ 141,198	\$ 148,259
77	Hourly	\$ 42.91	\$ 45.06	\$ 47.31	\$ 49.68	\$ 52.16
	Bi-weekly	\$ 4,806.46	\$ 5,046.77	\$ 5,298.92	\$ 5,563.62	\$ 5,841.54
	Monthly	\$ 10,414	\$ 10,935	\$ 11,481	\$ 12,055	\$ 12,657
	Annual	\$ 124,968	\$ 131,216	\$ 137,772	\$ 144,654	\$ 151,880
78	Hourly	\$ 43.98	\$ 46.18	\$ 48.49	\$ 50.91	\$ 53.46
	Bi-weekly	\$ 4,925.73	\$ 5,172.19	\$ 5,430.69	\$ 5,702.27	\$ 5,987.69
	Monthly	\$ 10,672	\$ 11,206	\$ 11,767	\$ 12,355	\$ 12,973
	Annual	\$ 128,069	\$ 134,477	\$ 141,198	\$ 148,259	\$ 155,680
79	Hourly	\$ 45.06	\$ 47.31	\$ 49.68	\$ 52.16	\$ 54.77
	Bi-weekly	\$ 5,046.77	\$ 5,298.92	\$ 5,563.62	\$ 5,841.54	\$ 6,133.88
	Monthly	\$ 10,935	\$ 11,481	\$ 12,055	\$ 12,657	\$ 13,290
	Annual	\$ 131,216	\$ 137,772	\$ 144,654	\$ 151,880	\$ 159,481
80	Hourly	\$ 46.18	\$ 48.49	\$ 50.91	\$ 53.46	\$ 56.13
	Bi-weekly	\$ 5,172.19	\$ 5,430.69	\$ 5,702.27	\$ 5,987.69	\$ 6,286.92
	Monthly	\$ 11,206	\$ 11,767	\$ 12,355	\$ 12,973	\$ 13,622
	Annual	\$ 134,477	\$ 141,198	\$ 148,259	\$ 155,680	\$ 163,460
81	Hourly	\$ 47.31	\$ 49.68	\$ 52.16	\$ 54.77	\$ 57.51
	Bi-weekly	\$ 5,298.92	\$ 5,563.62	\$ 5,841.54	\$ 6,133.88	\$ 6,440.58
	Monthly	\$ 11,481	\$ 12,055	\$ 12,657	\$ 13,290	\$ 13,955
	Annual	\$ 137,772	\$ 144,654	\$ 151,880	\$ 159,481	\$ 167,455

# CITY OF PALM SPRINGS

## FIRE BATTALION CHIEF (40) Fire Management Salary Schedule (FBC40)

2.5% Between Ranges; 5% Between Steps

RANGE	WAGE RATE	STEP 1	STEP 2	STEP 3	STEP 4	STEP 5
<b>67</b>  Fire Battalion Chief	Hourly	\$ 49.53	\$ 52.06	\$ 54.69	\$ 57.46	\$ 60.37
	Bi-weekly	\$ 3,962.77	\$ 4,164.92	\$ 4,374.92	\$ 4,596.92	\$ 4,829.54
	Monthly	\$ 8,586	\$ 9,024	\$ 9,479	\$ 9,960	\$ 10,464
	Annual	\$ 103,032	\$ 108,288	\$ 113,748	\$ 119,520	\$ 125,568
<b>68</b>	Hourly	\$ 50.78	\$ 53.37	\$ 56.07	\$ 58.90	\$ 61.87
	Bi-weekly	\$ 4,062.46	\$ 4,269.23	\$ 4,485.23	\$ 4,711.85	\$ 4,949.54
	Monthly	\$ 8,802	\$ 9,250	\$ 9,718	\$ 10,209	\$ 10,724
	Annual	\$ 105,624	\$ 111,000	\$ 116,616	\$ 122,508	\$ 128,688
<b>69</b>	Hourly	\$ 52.06	\$ 54.69	\$ 57.46	\$ 60.37	\$ 63.42
	Bi-weekly	\$ 4,164.92	\$ 4,374.92	\$ 4,596.92	\$ 4,829.54	\$ 5,073.69
	Monthly	\$ 9,024	\$ 9,479	\$ 9,960	\$ 10,464	\$ 10,993
	Annual	\$ 108,288	\$ 113,748	\$ 119,520	\$ 125,568	\$ 131,916
<b>70</b>	Hourly	\$ 53.37	\$ 56.07	\$ 58.90	\$ 61.87	\$ 65.01
	Bi-weekly	\$ 4,269.23	\$ 4,485.23	\$ 4,711.85	\$ 4,949.54	\$ 5,200.62
	Monthly	\$ 9,250	\$ 9,718	\$ 10,209	\$ 10,724	\$ 11,268
	Annual	\$ 111,000	\$ 116,616	\$ 122,508	\$ 128,688	\$ 135,216
<b>71</b>	Hourly	\$ 54.69	\$ 57.46	\$ 60.37	\$ 63.42	\$ 66.59
	Bi-weekly	\$ 4,374.92	\$ 4,596.92	\$ 4,829.54	\$ 5,073.69	\$ 5,327.54
	Monthly	\$ 9,479	\$ 9,960	\$ 10,464	\$ 10,993	\$ 11,543
	Annual	\$ 113,748	\$ 119,520	\$ 125,568	\$ 131,916	\$ 138,516
<b>72</b>	Hourly	\$ 56.07	\$ 58.90	\$ 61.87	\$ 65.01	\$ 68.25
	Bi-weekly	\$ 4,485.23	\$ 4,711.85	\$ 4,949.54	\$ 5,200.62	\$ 5,460.00
	Monthly	\$ 9,718	\$ 10,209	\$ 10,724	\$ 11,268	\$ 11,830
	Annual	\$ 116,616	\$ 122,508	\$ 128,688	\$ 135,216	\$ 141,960
<b>73</b>	Hourly	\$ 57.46	\$ 60.37	\$ 63.42	\$ 66.59	\$ 69.91
	Bi-weekly	\$ 4,596.92	\$ 4,829.54	\$ 5,073.69	\$ 5,327.54	\$ 5,592.92
	Monthly	\$ 9,960	\$ 10,464	\$ 10,993	\$ 11,543	\$ 12,118
	Annual	\$ 119,520	\$ 125,568	\$ 131,916	\$ 138,516	\$ 145,416
<b>74</b>	Hourly	\$ 58.90	\$ 61.87	\$ 65.01	\$ 68.25	\$ 71.67
	Bi-weekly	\$ 4,711.85	\$ 4,949.54	\$ 5,200.62	\$ 5,460.00	\$ 5,733.23
	Monthly	\$ 10,209	\$ 10,724	\$ 11,268	\$ 11,830	\$ 12,422
	Annual	\$ 122,508	\$ 128,688	\$ 135,216	\$ 141,960	\$ 149,064
<b>75</b>	Hourly	\$ 60.37	\$ 63.42	\$ 66.59	\$ 69.91	\$ 73.42
	Bi-weekly	\$ 4,829.54	\$ 5,073.69	\$ 5,327.54	\$ 5,592.92	\$ 5,873.54
	Monthly	\$ 10,464	\$ 10,993	\$ 11,543	\$ 12,118	\$ 12,726
	Annual	\$ 125,568	\$ 131,916	\$ 138,516	\$ 145,416	\$ 152,712

# CITY OF PALM SPRINGS

## FIRE BATTALION CHIEF (40) Fire Management Salary Schedule (FBC40)

2.5% Between Ranges; 5% Between Steps

RANGE	WAGE RATE	STEP 1	STEP 2	STEP 3	STEP 4	STEP 5
76	Hourly	\$ 61.87	\$ 65.01	\$ 68.25	\$ 71.67	\$ 75.25
	Bi-weekly	\$ 4,949.54	\$ 5,200.62	\$ 5,460.00	\$ 5,733.23	\$ 6,019.85
	Monthly	\$ 10,724	\$ 11,268	\$ 11,830	\$ 12,422	\$ 13,043
	Annual	\$ 128,688	\$ 135,216	\$ 141,960	\$ 149,064	\$ 156,516
77	Hourly	\$ 63.42	\$ 66.59	\$ 69.91	\$ 73.42	\$ 77.09
	Bi-weekly	\$ 5,073.69	\$ 5,327.54	\$ 5,592.92	\$ 5,873.54	\$ 6,167.08
	Monthly	\$ 10,993	\$ 11,543	\$ 12,118	\$ 12,726	\$ 13,362
	Annual	\$ 131,916	\$ 138,516	\$ 145,416	\$ 152,712	\$ 160,344
78	Hourly	\$ 65.01	\$ 68.25	\$ 71.67	\$ 75.25	\$ 79.01
	Bi-weekly	\$ 5,200.62	\$ 5,460.00	\$ 5,733.23	\$ 6,019.85	\$ 6,320.77
	Monthly	\$ 11,268	\$ 11,830	\$ 12,422	\$ 13,043	\$ 13,695
	Annual	\$ 135,216	\$ 141,960	\$ 149,064	\$ 156,516	\$ 164,340
79	Hourly	\$ 66.59	\$ 69.91	\$ 73.42	\$ 77.09	\$ 80.94
	Bi-weekly	\$ 5,327.54	\$ 5,592.92	\$ 5,873.54	\$ 6,167.08	\$ 6,475.38
	Monthly	\$ 11,543	\$ 12,118	\$ 12,726	\$ 13,362	\$ 14,030
	Annual	\$ 138,516	\$ 145,416	\$ 152,712	\$ 160,344	\$ 168,360
80	Hourly	\$ 68.25	\$ 71.67	\$ 75.25	\$ 79.01	\$ 82.97
	Bi-weekly	\$ 5,460.00	\$ 5,733.23	\$ 6,019.85	\$ 6,320.77	\$ 6,637.38
	Monthly	\$ 11,830	\$ 12,422	\$ 13,043	\$ 13,695	\$ 14,381
	Annual	\$ 141,960	\$ 149,064	\$ 156,516	\$ 164,340	\$ 172,572

# CITY OF PALM SPRINGS

## FIRE BATTALION CHIEF (56) Fire Management Salary Schedule (FBC56)

2.5% Between Ranges; 5% Between Steps

RANGE	WAGE RATE	STEP 1	STEP 2	STEP 3	STEP 4	STEP 5
<b>67</b>  Fire Battalion Chief	Hourly	\$ 35.39	\$ 37.19	\$ 39.07	\$ 41.04	\$ 43.12
	Bi-weekly	\$ 3,963.62	\$ 4,164.85	\$ 4,375.50	\$ 4,596.69	\$ 4,829.15
	Monthly	\$ 8,588	\$ 9,024	\$ 9,480	\$ 9,960	\$ 10,463
	Annual	\$ 103,054	\$ 108,286	\$ 113,763	\$ 119,514	\$ 125,558
<b>68</b>	Hourly	\$ 36.28	\$ 38.12	\$ 40.05	\$ 42.06	\$ 44.19
	Bi-weekly	\$ 4,062.88	\$ 4,268.92	\$ 4,486.04	\$ 4,711.15	\$ 4,949.65
	Monthly	\$ 8,803	\$ 9,249	\$ 9,720	\$ 10,208	\$ 10,724
	Annual	\$ 105,635	\$ 110,992	\$ 116,637	\$ 122,490	\$ 128,691
<b>69</b>	Hourly	\$ 37.19	\$ 39.07	\$ 41.04	\$ 43.12	\$ 45.30
	Bi-weekly	\$ 4,164.85	\$ 4,375.50	\$ 4,596.69	\$ 4,829.15	\$ 5,074.12
	Monthly	\$ 9,024	\$ 9,480	\$ 9,960	\$ 10,463	\$ 10,994
	Annual	\$ 108,286	\$ 113,763	\$ 119,514	\$ 125,558	\$ 131,927
<b>70</b>	Hourly	\$ 38.12	\$ 40.05	\$ 42.06	\$ 44.19	\$ 46.43
	Bi-weekly	\$ 4,268.92	\$ 4,486.04	\$ 4,711.15	\$ 4,949.65	\$ 5,200.04
	Monthly	\$ 9,249	\$ 9,720	\$ 10,208	\$ 10,724	\$ 11,267
	Annual	\$ 110,992	\$ 116,637	\$ 122,490	\$ 128,691	\$ 135,201
<b>71</b>	Hourly	\$ 39.07	\$ 41.04	\$ 43.12	\$ 45.30	\$ 47.57
	Bi-weekly	\$ 4,375.50	\$ 4,596.69	\$ 4,829.15	\$ 5,074.12	\$ 5,327.77
	Monthly	\$ 9,480	\$ 9,960	\$ 10,463	\$ 10,994	\$ 11,544
	Annual	\$ 113,763	\$ 119,514	\$ 125,558	\$ 131,927	\$ 138,522
<b>72</b>	Hourly	\$ 40.05	\$ 42.06	\$ 44.19	\$ 46.43	\$ 48.75
	Bi-weekly	\$ 4,486.04	\$ 4,711.15	\$ 4,949.65	\$ 5,200.04	\$ 5,460.19
	Monthly	\$ 9,720	\$ 10,208	\$ 10,724	\$ 11,267	\$ 11,830
	Annual	\$ 116,637	\$ 122,490	\$ 128,691	\$ 135,201	\$ 141,965
<b>73</b>	Hourly	\$ 41.04	\$ 43.12	\$ 45.30	\$ 47.57	\$ 49.95
	Bi-weekly	\$ 4,596.69	\$ 4,829.15	\$ 5,074.12	\$ 5,327.77	\$ 5,593.96
	Monthly	\$ 9,960	\$ 10,463	\$ 10,994	\$ 11,544	\$ 12,120
	Annual	\$ 119,514	\$ 125,558	\$ 131,927	\$ 138,522	\$ 145,443
<b>74</b>	Hourly	\$ 42.06	\$ 44.19	\$ 46.43	\$ 48.75	\$ 51.19
	Bi-weekly	\$ 4,711.15	\$ 4,949.65	\$ 5,200.04	\$ 5,460.19	\$ 5,733.12
	Monthly	\$ 10,208	\$ 10,724	\$ 11,267	\$ 11,830	\$ 12,422
	Annual	\$ 122,490	\$ 128,691	\$ 135,201	\$ 141,965	\$ 149,061
<b>75</b>	Hourly	\$ 43.12	\$ 45.30	\$ 47.57	\$ 49.95	\$ 52.44
	Bi-weekly	\$ 4,829.15	\$ 5,074.12	\$ 5,327.77	\$ 5,593.96	\$ 5,873.46
	Monthly	\$ 10,463	\$ 10,994	\$ 11,544	\$ 12,120	\$ 12,726
	Annual	\$ 125,558	\$ 131,927	\$ 138,522	\$ 145,443	\$ 152,710

# CITY OF PALM SPRINGS

## FIRE BATTALION CHIEF (56) Fire Management Salary Schedule (FBC56)

2.5% Between Ranges; 5% Between Steps

RANGE	WAGE RATE	STEP 1	STEP 2	STEP 3	STEP 4	STEP 5
76	Hourly	\$ 44.19	\$ 46.43	\$ 48.75	\$ 51.19	\$ 53.75
	Bi-weekly	\$ 4,949.65	\$ 5,200.04	\$ 5,460.19	\$ 5,733.12	\$ 6,019.81
	Monthly	\$ 10,724	\$ 11,267	\$ 11,830	\$ 12,422	\$ 13,043
	Annual	\$ 128,691	\$ 135,201	\$ 141,965	\$ 149,061	\$ 156,515
77	Hourly	\$ 45.30	\$ 47.57	\$ 49.95	\$ 52.44	\$ 55.06
	Bi-weekly	\$ 5,074.12	\$ 5,327.77	\$ 5,593.96	\$ 5,873.46	\$ 6,166.85
	Monthly	\$ 10,994	\$ 11,544	\$ 12,120	\$ 12,726	\$ 13,362
	Annual	\$ 131,927	\$ 138,522	\$ 145,443	\$ 152,710	\$ 160,338
78	Hourly	\$ 46.43	\$ 48.75	\$ 51.19	\$ 53.75	\$ 56.44
	Bi-weekly	\$ 5,200.04	\$ 5,460.19	\$ 5,733.12	\$ 6,019.81	\$ 6,321.15
	Monthly	\$ 11,267	\$ 11,830	\$ 12,422	\$ 13,043	\$ 13,696
	Annual	\$ 135,201	\$ 141,965	\$ 149,061	\$ 156,515	\$ 164,350
79	Hourly	\$ 47.57	\$ 49.95	\$ 52.44	\$ 55.06	\$ 57.82
	Bi-weekly	\$ 5,327.77	\$ 5,593.96	\$ 5,873.46	\$ 6,166.85	\$ 6,475.50
	Monthly	\$ 11,544	\$ 12,120	\$ 12,726	\$ 13,362	\$ 14,030
	Annual	\$ 138,522	\$ 145,443	\$ 152,710	\$ 160,338	\$ 168,363
80	Hourly	\$ 48.75	\$ 51.19	\$ 53.75	\$ 56.44	\$ 59.26
	Bi-weekly	\$ 5,460.19	\$ 5,733.12	\$ 6,019.81	\$ 6,321.15	\$ 6,637.04
	Monthly	\$ 11,830	\$ 12,422	\$ 13,043	\$ 13,696	\$ 14,380
	Annual	\$ 141,965	\$ 149,061	\$ 156,515	\$ 164,350	\$ 172,563

# CITY OF PALM SPRINGS

## FIRE CAPTAIN (40) - FIRE MANAGEMENT SALARY SCHEDULE (FMX40)

2.5% Between Ranges; 5% Between Steps

RANGE	WAGE RATE	STEP 1	STEP 2	STEP 3	STEP 4	STEP 5
73	Hourly	\$ 51.83	\$ 54.45	\$ 57.21	\$ 60.06	\$ 63.06
	Bi-weekly	\$ 4,146.00	\$ 4,356.00	\$ 4,576.62	\$ 4,805.08	\$ 5,044.62
	Monthly	\$ 8,983	\$ 9,438	\$ 9,916	\$ 10,411	\$ 10,930
	Annual	\$ 107,796	\$ 113,256	\$ 118,992	\$ 124,932	\$ 131,160

74	Hourly	\$ 53.12	\$ 55.81	\$ 58.63	\$ 61.55	\$ 64.63
	Bi-weekly	\$ 4,249.38	\$ 4,464.46	\$ 4,690.15	\$ 4,924.15	\$ 5,170.62
	Monthly	\$ 9,207	\$ 9,673	\$ 10,162	\$ 10,669	\$ 11,203
	Annual	\$ 110,484	\$ 116,076	\$ 121,944	\$ 128,028	\$ 134,436

75	Hourly	\$ 54.45	\$ 57.21	\$ 60.06	\$ 63.06	\$ 66.22
	Bi-weekly	\$ 4,356.00	\$ 4,576.62	\$ 4,805.08	\$ 5,044.62	\$ 5,297.54
	Monthly	\$ 9,438	\$ 9,916	\$ 10,411	\$ 10,930	\$ 11,478
	Annual	\$ 113,256	\$ 118,992	\$ 124,932	\$ 131,160	\$ 137,736

76	Hourly	\$ 55.81	\$ 58.63	\$ 61.55	\$ 64.63	\$ 67.86
	Bi-weekly	\$ 4,464.46	\$ 4,690.15	\$ 4,924.15	\$ 5,170.62	\$ 5,429.08
	Monthly	\$ 9,673	\$ 10,162	\$ 10,669	\$ 11,203	\$ 11,763
	Annual	\$ 116,076	\$ 121,944	\$ 128,028	\$ 134,436	\$ 141,156

77	Hourly	\$ 57.21	\$ 60.06	\$ 63.06	\$ 66.22	\$ 69.53
	Bi-weekly	\$ 4,576.62	\$ 4,805.08	\$ 5,044.62	\$ 5,297.54	\$ 5,562.00
	Monthly	\$ 9,916	\$ 10,411	\$ 10,930	\$ 11,478	\$ 12,051
	Annual	\$ 118,992	\$ 124,932	\$ 131,160	\$ 137,736	\$ 144,612

78	Hourly	\$ 58.63	\$ 61.55	\$ 64.63	\$ 67.86	\$ 71.26
	Bi-weekly	\$ 4,690.15	\$ 4,924.15	\$ 5,170.62	\$ 5,429.08	\$ 5,700.92
	Monthly	\$ 10,162	\$ 10,669	\$ 11,203	\$ 11,763	\$ 12,352
	Annual	\$ 121,944	\$ 128,028	\$ 134,436	\$ 141,156	\$ 148,224

79	Hourly	\$ 60.06	\$ 63.06	\$ 66.22	\$ 69.53	\$ 73.00
	Bi-weekly	\$ 4,805.08	\$ 5,044.62	\$ 5,297.54	\$ 5,562.00	\$ 5,839.85
	Monthly	\$ 10,411	\$ 10,930	\$ 11,478	\$ 12,051	\$ 12,653
	Annual	\$ 124,932	\$ 131,160	\$ 137,736	\$ 144,612	\$ 151,836

80	Hourly	\$ 61.55	\$ 64.63	\$ 67.86	\$ 71.26	\$ 74.82
	Bi-weekly	\$ 4,924.15	\$ 5,170.62	\$ 5,429.08	\$ 5,700.92	\$ 5,985.69
	Monthly	\$ 10,669	\$ 11,203	\$ 11,763	\$ 12,352	\$ 12,969
	Annual	\$ 128,028	\$ 134,436	\$ 141,156	\$ 148,224	\$ 155,628

81	Hourly	\$ 63.06	\$ 66.22	\$ 69.53	\$ 73.00	\$ 76.64
	Bi-weekly	\$ 5,044.62	\$ 5,297.54	\$ 5,562.00	\$ 5,839.85	\$ 6,131.54
	Monthly	\$ 10,930	\$ 11,478	\$ 12,051	\$ 12,653	\$ 13,285
	Annual	\$ 131,160	\$ 137,736	\$ 144,612	\$ 151,836	\$ 159,420

# CITY OF PALM SPRINGS

## FIRE CAPTAIN (56) - FIRE MANAGEMENT SALARY SCHEDULE (FMX56)

2.5% Between Ranges; 5% Between Steps

RANGE	WAGE RATE	STEP 1	STEP 2	STEP 3	STEP 4	STEP 5
73	Hourly	\$ 37.02	\$ 38.89	\$ 40.86	\$ 42.90	\$ 45.05
	Bi-weekly	\$ 4,145.77	\$ 4,355.42	\$ 4,576.38	\$ 4,805.19	\$ 5,045.27
	Monthly	\$ 8,983	\$ 9,437	\$ 9,916	\$ 10,411	\$ 10,931
	Annual	\$ 107,790	\$ 113,241	\$ 118,986	\$ 124,935	\$ 131,177
74	Hourly	\$ 37.94	\$ 39.86	\$ 41.87	\$ 43.97	\$ 46.17
	Bi-weekly	\$ 4,249.04	\$ 4,464.12	\$ 4,689.92	\$ 4,924.58	\$ 5,170.73
	Monthly	\$ 9,206	\$ 9,672	\$ 10,162	\$ 10,670	\$ 11,203
	Annual	\$ 110,475	\$ 116,067	\$ 121,938	\$ 128,039	\$ 134,439
75	Hourly	\$ 38.89	\$ 40.86	\$ 42.90	\$ 45.05	\$ 47.30
	Bi-weekly	\$ 4,355.42	\$ 4,576.38	\$ 4,805.19	\$ 5,045.27	\$ 5,297.27
	Monthly	\$ 9,437	\$ 9,916	\$ 10,411	\$ 10,931	\$ 11,477
	Annual	\$ 113,241	\$ 118,986	\$ 124,935	\$ 131,177	\$ 137,729
76	Hourly	\$ 39.86	\$ 41.87	\$ 43.97	\$ 46.17	\$ 48.48
	Bi-weekly	\$ 4,464.12	\$ 4,689.92	\$ 4,924.58	\$ 5,170.73	\$ 5,429.27
	Monthly	\$ 9,672	\$ 10,162	\$ 10,670	\$ 11,203	\$ 11,763
	Annual	\$ 116,067	\$ 121,938	\$ 128,039	\$ 134,439	\$ 141,161
77	Hourly	\$ 40.86	\$ 42.90	\$ 45.05	\$ 47.30	\$ 49.66
	Bi-weekly	\$ 4,576.38	\$ 4,805.19	\$ 5,045.27	\$ 5,297.27	\$ 5,561.92
	Monthly	\$ 9,916	\$ 10,411	\$ 10,931	\$ 11,477	\$ 12,051
	Annual	\$ 118,986	\$ 124,935	\$ 131,177	\$ 137,729	\$ 144,610
78	Hourly	\$ 41.87	\$ 43.97	\$ 46.17	\$ 48.48	\$ 50.90
	Bi-weekly	\$ 4,689.92	\$ 4,924.58	\$ 5,170.73	\$ 5,429.27	\$ 5,701.04
	Monthly	\$ 10,162	\$ 10,670	\$ 11,203	\$ 11,763	\$ 12,352
	Annual	\$ 121,938	\$ 128,039	\$ 134,439	\$ 141,161	\$ 148,227
79	Hourly	\$ 42.90	\$ 45.05	\$ 47.30	\$ 49.66	\$ 52.14
	Bi-weekly	\$ 4,805.19	\$ 5,045.27	\$ 5,297.27	\$ 5,561.92	\$ 5,840.23
	Monthly	\$ 10,411	\$ 10,931	\$ 11,477	\$ 12,051	\$ 12,654
	Annual	\$ 124,935	\$ 131,177	\$ 137,729	\$ 144,610	\$ 151,846
80	Hourly	\$ 43.97	\$ 46.17	\$ 48.48	\$ 50.90	\$ 53.45
	Bi-weekly	\$ 4,924.58	\$ 5,170.73	\$ 5,429.27	\$ 5,701.04	\$ 5,985.96
	Monthly	\$ 10,670	\$ 11,203	\$ 11,763	\$ 12,352	\$ 12,970
	Annual	\$ 128,039	\$ 134,439	\$ 141,161	\$ 148,227	\$ 155,635
81	Hourly	\$ 45.05	\$ 47.30	\$ 49.66	\$ 52.14	\$ 54.75
	Bi-weekly	\$ 5,045.27	\$ 5,297.27	\$ 5,561.92	\$ 5,840.23	\$ 6,132.27
	Monthly	\$ 10,931	\$ 11,477	\$ 12,051	\$ 12,654	\$ 13,287
	Annual	\$ 131,177	\$ 137,729	\$ 144,610	\$ 151,846	\$ 159,439



**SALARY AND CLASSIFICATION  
SCHEDULE**

**FIRE SAFETY**

**FY 2013-14**



# CITY OF PALM SPRINGS

## FIRE FIGHTER (40) - FIRE SAFETY SALARY SCHEDULE (FF40)

2.5% Between Ranges; 5% Between Steps

RANGE	WAGE RATE	STEP 1	STEP 2	STEP 3	STEP 4	STEP 5
40  Fire Fighter	Hourly	\$ 27.57	\$ 28.97	\$ 30.45	\$ 31.98	\$ 33.60
	Bi-weekly	\$ 2,205.69	\$ 2,317.85	\$ 2,436.00	\$ 2,558.77	\$ 2,688.00
	Monthly	\$ 4,779	\$ 5,022	\$ 5,278	\$ 5,544	\$ 5,824
	Annual	\$ 57,348	\$ 60,264	\$ 63,336	\$ 66,528	\$ 69,888

41	Hourly	\$ 28.28	\$ 29.71	\$ 31.20	\$ 32.82	\$ 34.44
	Bi-weekly	\$ 2,262.00	\$ 2,376.92	\$ 2,496.00	\$ 2,625.23	\$ 2,755.38
	Monthly	\$ 4,901	\$ 5,150	\$ 5,408	\$ 5,688	\$ 5,970
	Annual	\$ 58,812	\$ 61,800	\$ 64,896	\$ 68,256	\$ 71,640

42	Hourly	\$ 28.97	\$ 30.45	\$ 31.98	\$ 33.60	\$ 35.30
	Bi-weekly	\$ 2,317.85	\$ 2,436.00	\$ 2,558.77	\$ 2,688.00	\$ 2,824.15
	Monthly	\$ 5,022	\$ 5,278	\$ 5,544	\$ 5,824	\$ 6,119
	Annual	\$ 60,264	\$ 63,336	\$ 66,528	\$ 69,888	\$ 73,428

43	Hourly	\$ 29.71	\$ 31.20	\$ 32.82	\$ 34.44	\$ 36.20
	Bi-weekly	\$ 2,376.92	\$ 2,496.00	\$ 2,625.23	\$ 2,755.38	\$ 2,895.69
	Monthly	\$ 5,150	\$ 5,408	\$ 5,688	\$ 5,970	\$ 6,274
	Annual	\$ 61,800	\$ 64,896	\$ 68,256	\$ 71,640	\$ 75,288

44	Hourly	\$ 30.45	\$ 31.98	\$ 33.60	\$ 35.30	\$ 37.08
	Bi-weekly	\$ 2,436.00	\$ 2,558.77	\$ 2,688.00	\$ 2,824.15	\$ 2,966.77
	Monthly	\$ 5,278	\$ 5,544	\$ 5,824	\$ 6,119	\$ 6,428
	Annual	\$ 63,336	\$ 66,528	\$ 69,888	\$ 73,428	\$ 77,136

45	Hourly	\$ 31.20	\$ 32.82	\$ 34.44	\$ 36.20	\$ 38.03
	Bi-weekly	\$ 2,496.00	\$ 2,625.23	\$ 2,755.38	\$ 2,895.69	\$ 3,042.00
	Monthly	\$ 5,408	\$ 5,688	\$ 5,970	\$ 6,274	\$ 6,591
	Annual	\$ 64,896	\$ 68,256	\$ 71,640	\$ 75,288	\$ 79,092

46	Hourly	\$ 31.98	\$ 33.60	\$ 35.30	\$ 37.08	\$ 38.97
	Bi-weekly	\$ 2,558.77	\$ 2,688.00	\$ 2,824.15	\$ 2,966.77	\$ 3,117.69
	Monthly	\$ 5,544	\$ 5,824	\$ 6,119	\$ 6,428	\$ 6,755
	Annual	\$ 66,528	\$ 69,888	\$ 73,428	\$ 77,136	\$ 81,060

47	Hourly	\$ 32.82	\$ 34.44	\$ 36.20	\$ 38.03	\$ 39.95
	Bi-weekly	\$ 2,625.23	\$ 2,755.38	\$ 2,895.69	\$ 3,042.00	\$ 3,195.69
	Monthly	\$ 5,688	\$ 5,970	\$ 6,274	\$ 6,591	\$ 6,924
	Annual	\$ 68,256	\$ 71,640	\$ 75,288	\$ 79,092	\$ 83,088

# CITY OF PALM SPRINGS

## FIRE FIGHTER (40) - FIRE SAFETY SALARY SCHEDULE (FF40)

2.5% Between Ranges; 5% Between Steps

RANGE	WAGE RATE	STEP 1	STEP 2	STEP 3	STEP 4	STEP 5
48	Hourly	\$ 33.60	\$ 35.30	\$ 37.08	\$ 38.97	\$ 40.95
	Bi-weekly	\$ 2,688.00	\$ 2,824.15	\$ 2,966.77	\$ 3,117.69	\$ 3,276.00
	Monthly	\$ 5,824	\$ 6,119	\$ 6,428	\$ 6,755	\$ 7,098
	Annual	\$ 69,888	\$ 73,428	\$ 77,136	\$ 81,060	\$ 85,176

49	Hourly	\$ 34.44	\$ 36.20	\$ 38.03	\$ 39.95	\$ 41.99
	Bi-weekly	\$ 2,755.38	\$ 2,895.69	\$ 3,042.00	\$ 3,195.69	\$ 3,359.08
	Monthly	\$ 5,970	\$ 6,274	\$ 6,591	\$ 6,924	\$ 7,278
	Annual	\$ 71,640	\$ 75,288	\$ 79,092	\$ 83,088	\$ 87,336

50	Hourly	\$ 35.30	\$ 37.08	\$ 38.97	\$ 40.95	\$ 43.02
	Bi-weekly	\$ 2,824.15	\$ 2,966.77	\$ 3,117.69	\$ 3,276.00	\$ 3,441.69
	Monthly	\$ 6,119	\$ 6,428	\$ 6,755	\$ 7,098	\$ 7,457
	Annual	\$ 73,428	\$ 77,136	\$ 81,060	\$ 85,176	\$ 89,484

51	Hourly	\$ 36.20	\$ 38.03	\$ 39.95	\$ 41.99	\$ 44.09
	Bi-weekly	\$ 2,895.69	\$ 3,042.00	\$ 3,195.69	\$ 3,359.08	\$ 3,527.08
	Monthly	\$ 6,274	\$ 6,591	\$ 6,924	\$ 7,278	\$ 7,642
	Annual	\$ 75,288	\$ 79,092	\$ 83,088	\$ 87,336	\$ 91,704

52	Hourly	\$ 37.08	\$ 38.97	\$ 40.95	\$ 43.02	\$ 45.21
	Bi-weekly	\$ 2,966.77	\$ 3,117.69	\$ 3,276.00	\$ 3,441.69	\$ 3,617.08
	Monthly	\$ 6,428	\$ 6,755	\$ 7,098	\$ 7,457	\$ 7,837
	Annual	\$ 77,136	\$ 81,060	\$ 85,176	\$ 89,484	\$ 94,044

53	Hourly	\$ 38.03	\$ 39.95	\$ 41.99	\$ 44.09	\$ 46.32
	Bi-weekly	\$ 3,042.00	\$ 3,195.69	\$ 3,359.08	\$ 3,527.08	\$ 3,705.69
	Monthly	\$ 6,591	\$ 6,924	\$ 7,278	\$ 7,642	\$ 8,029
	Annual	\$ 79,092	\$ 83,088	\$ 87,336	\$ 91,704	\$ 96,348

54	Hourly	\$ 38.97	\$ 40.95	\$ 43.02	\$ 45.21	\$ 47.49
	Bi-weekly	\$ 3,117.69	\$ 3,276.00	\$ 3,441.69	\$ 3,617.08	\$ 3,798.92
	Monthly	\$ 6,755	\$ 7,098	\$ 7,457	\$ 7,837	\$ 8,231
	Annual	\$ 81,060	\$ 85,176	\$ 89,484	\$ 94,044	\$ 98,772

55	Hourly	\$ 39.95	\$ 41.99	\$ 44.09	\$ 46.32	\$ 48.64
	Bi-weekly	\$ 3,195.69	\$ 3,359.08	\$ 3,527.08	\$ 3,705.69	\$ 3,891.23
	Monthly	\$ 6,924	\$ 7,278	\$ 7,642	\$ 8,029	\$ 8,431
	Annual	\$ 83,088	\$ 87,336	\$ 91,704	\$ 96,348	\$ 101,172

# CITY OF PALM SPRINGS

## FIRE FIGHTER (40) - FIRE SAFETY SALARY SCHEDULE (FF40)

2.5% Between Ranges; 5% Between Steps

RANGE	WAGE RATE	STEP 1	STEP 2	STEP 3	STEP 4	STEP 5
56	Hourly	\$ 40.95	\$ 43.02	\$ 45.21	\$ 47.49	\$ 49.86
	Bi-weekly	\$ 3,276.00	\$ 3,441.69	\$ 3,617.08	\$ 3,798.92	\$ 3,988.62
	Monthly	\$ 7,098	\$ 7,457	\$ 7,837	\$ 8,231	\$ 8,642
	Annual	\$ 85,176	\$ 89,484	\$ 94,044	\$ 98,772	\$ 103,704

57	Hourly	\$ 41.99	\$ 44.09	\$ 46.32	\$ 48.64	\$ 51.07
	Bi-weekly	\$ 3,359.08	\$ 3,527.08	\$ 3,705.69	\$ 3,891.23	\$ 4,085.54
	Monthly	\$ 7,278	\$ 7,642	\$ 8,029	\$ 8,431	\$ 8,852
	Annual	\$ 87,336	\$ 91,704	\$ 96,348	\$ 101,172	\$ 106,224

58	Hourly	\$ 43.02	\$ 45.21	\$ 47.49	\$ 49.86	\$ 52.35
	Bi-weekly	\$ 3,441.69	\$ 3,617.08	\$ 3,798.92	\$ 3,988.62	\$ 4,188.00
	Monthly	\$ 7,457	\$ 7,837	\$ 8,231	\$ 8,642	\$ 9,074
	Annual	\$ 89,484	\$ 94,044	\$ 98,772	\$ 103,704	\$ 108,888

59	Hourly	\$ 44.09	\$ 46.32	\$ 48.64	\$ 51.07	\$ 53.63
	Bi-weekly	\$ 3,527.08	\$ 3,705.69	\$ 3,891.23	\$ 4,085.54	\$ 4,290.00
	Monthly	\$ 7,642	\$ 8,029	\$ 8,431	\$ 8,852	\$ 9,295
	Annual	\$ 91,704	\$ 96,348	\$ 101,172	\$ 106,224	\$ 111,540

60	Hourly	\$ 45.21	\$ 47.49	\$ 49.86	\$ 52.35	\$ 54.96
	Bi-weekly	\$ 3,617.08	\$ 3,798.92	\$ 3,988.62	\$ 4,188.00	\$ 4,397.08
	Monthly	\$ 7,837	\$ 8,231	\$ 8,642	\$ 9,074	\$ 9,527
	Annual	\$ 94,044	\$ 98,772	\$ 103,704	\$ 108,888	\$ 114,324

# CITY OF PALM SPRINGS

## FIRE FIGHTER (56) - FIRE SAFETY SALARY SCHEDULE (FF56)

2.5% Between Ranges; 5% Between Steps

RANGE	WAGE RATE	STEP 1	STEP 2	STEP 3	STEP 4	STEP 5
<b>40</b> Fire Fighter	Hourly	\$ 19.70	\$ 20.70	\$ 21.75	\$ 22.85	\$ 24.00
	Bi-weekly	\$ 2,206.04	\$ 2,318.04	\$ 2,435.50	\$ 2,558.81	\$ 2,687.73
	Monthly	\$ 4,780	\$ 5,022	\$ 5,277	\$ 5,544	\$ 5,823
	Annual	\$ 57,357	\$ 60,269	\$ 63,323	\$ 66,529	\$ 69,881
<b>41</b>	Hourly	\$ 20.20	\$ 21.22	\$ 22.29	\$ 23.42	\$ 24.61
	Bi-weekly	\$ 2,262.38	\$ 2,376.42	\$ 2,496.85	\$ 2,622.88	\$ 2,755.96
	Monthly	\$ 4,902	\$ 5,149	\$ 5,410	\$ 5,683	\$ 5,971
	Annual	\$ 58,822	\$ 61,787	\$ 64,918	\$ 68,195	\$ 71,655
<b>42</b>	Hourly	\$ 20.70	\$ 21.75	\$ 22.85	\$ 24.00	\$ 25.22
	Bi-weekly	\$ 2,318.04	\$ 2,435.50	\$ 2,558.81	\$ 2,687.73	\$ 2,824.96
	Monthly	\$ 5,022	\$ 5,277	\$ 5,544	\$ 5,823	\$ 6,121
	Annual	\$ 60,269	\$ 63,323	\$ 66,529	\$ 69,881	\$ 73,449
<b>43</b>	Hourly	\$ 21.22	\$ 22.29	\$ 23.42	\$ 24.61	\$ 25.86
	Bi-weekly	\$ 2,376.42	\$ 2,496.85	\$ 2,622.88	\$ 2,755.96	\$ 2,896.08
	Monthly	\$ 5,149	\$ 5,410	\$ 5,683	\$ 5,971	\$ 6,275
	Annual	\$ 61,787	\$ 64,918	\$ 68,195	\$ 71,655	\$ 75,298
<b>44</b>	Hourly	\$ 21.75	\$ 22.85	\$ 24.00	\$ 25.22	\$ 26.49
	Bi-weekly	\$ 2,435.50	\$ 2,558.81	\$ 2,687.73	\$ 2,824.96	\$ 2,967.15
	Monthly	\$ 5,277	\$ 5,544	\$ 5,823	\$ 6,121	\$ 6,429
	Annual	\$ 63,323	\$ 66,529	\$ 69,881	\$ 73,449	\$ 77,146
<b>45</b>	Hourly	\$ 22.29	\$ 23.42	\$ 24.61	\$ 25.86	\$ 27.16
	Bi-weekly	\$ 2,496.85	\$ 2,622.88	\$ 2,755.96	\$ 2,896.08	\$ 3,041.81
	Monthly	\$ 5,410	\$ 5,683	\$ 5,971	\$ 6,275	\$ 6,591
	Annual	\$ 64,918	\$ 68,195	\$ 71,655	\$ 75,298	\$ 79,087
<b>46</b>	Hourly	\$ 22.85	\$ 24.00	\$ 25.22	\$ 26.49	\$ 27.83
	Bi-weekly	\$ 2,558.81	\$ 2,687.73	\$ 2,824.96	\$ 2,967.15	\$ 3,117.23
	Monthly	\$ 5,544	\$ 5,823	\$ 6,121	\$ 6,429	\$ 6,754
	Annual	\$ 66,529	\$ 69,881	\$ 73,449	\$ 77,146	\$ 81,048
<b>47</b>	Hourly	\$ 23.42	\$ 24.61	\$ 25.86	\$ 27.16	\$ 28.54
	Bi-weekly	\$ 2,622.88	\$ 2,755.96	\$ 2,896.08	\$ 3,041.81	\$ 3,196.73
	Monthly	\$ 5,683	\$ 5,971	\$ 6,275	\$ 6,591	\$ 6,926
	Annual	\$ 68,195	\$ 71,655	\$ 75,298	\$ 79,087	\$ 83,115

# CITY OF PALM SPRINGS

## FIRE FIGHTER (56) - FIRE SAFETY SALARY SCHEDULE (FF56)

2.5% Between Ranges; 5% Between Steps

RANGE	WAGE RATE	STEP 1	STEP 2	STEP 3	STEP 4	STEP 5
48	Hourly	\$ 24.00	\$ 25.22	\$ 26.49	\$ 27.83	\$ 29.25
	Bi-weekly	\$ 2,687.73	\$ 2,824.96	\$ 2,967.15	\$ 3,117.23	\$ 3,275.62
	Monthly	\$ 5,823	\$ 6,121	\$ 6,429	\$ 6,754	\$ 7,097
	Annual	\$ 69,881	\$ 73,449	\$ 77,146	\$ 81,048	\$ 85,166
49	Hourly	\$ 24.61	\$ 25.86	\$ 27.16	\$ 28.54	\$ 29.99
	Bi-weekly	\$ 2,755.96	\$ 2,896.08	\$ 3,041.81	\$ 3,196.73	\$ 3,358.62
	Monthly	\$ 5,971	\$ 6,275	\$ 6,591	\$ 6,926	\$ 7,277
	Annual	\$ 71,655	\$ 75,298	\$ 79,087	\$ 83,115	\$ 87,324
50	Hourly	\$ 25.22	\$ 26.49	\$ 27.83	\$ 29.25	\$ 30.73
	Bi-weekly	\$ 2,824.96	\$ 2,967.15	\$ 3,117.23	\$ 3,275.62	\$ 3,441.81
	Monthly	\$ 6,121	\$ 6,429	\$ 6,754	\$ 7,097	\$ 7,457
	Annual	\$ 73,449	\$ 77,146	\$ 81,048	\$ 85,166	\$ 89,487
51	Hourly	\$ 25.86	\$ 27.16	\$ 28.54	\$ 29.99	\$ 31.49
	Bi-weekly	\$ 2,896.08	\$ 3,041.81	\$ 3,196.73	\$ 3,358.62	\$ 3,527.04
	Monthly	\$ 6,275	\$ 6,591	\$ 6,926	\$ 7,277	\$ 7,642
	Annual	\$ 75,298	\$ 79,087	\$ 83,115	\$ 87,324	\$ 91,703
52	Hourly	\$ 26.49	\$ 27.83	\$ 29.25	\$ 30.73	\$ 32.30
	Bi-weekly	\$ 2,967.15	\$ 3,117.23	\$ 3,275.62	\$ 3,441.81	\$ 3,617.85
	Monthly	\$ 6,429	\$ 6,754	\$ 7,097	\$ 7,457	\$ 7,839
	Annual	\$ 77,146	\$ 81,048	\$ 85,166	\$ 89,487	\$ 94,064
53	Hourly	\$ 27.16	\$ 28.54	\$ 29.99	\$ 31.49	\$ 33.09
	Bi-weekly	\$ 3,041.81	\$ 3,196.73	\$ 3,358.62	\$ 3,527.04	\$ 3,706.50
	Monthly	\$ 6,591	\$ 6,926	\$ 7,277	\$ 7,642	\$ 8,031
	Annual	\$ 79,087	\$ 83,115	\$ 87,324	\$ 91,703	\$ 96,369
54	Hourly	\$ 27.83	\$ 29.25	\$ 30.73	\$ 32.30	\$ 33.92
	Bi-weekly	\$ 3,117.23	\$ 3,275.62	\$ 3,441.81	\$ 3,617.85	\$ 3,798.73
	Monthly	\$ 6,754	\$ 7,097	\$ 7,457	\$ 7,839	\$ 8,231
	Annual	\$ 81,048	\$ 85,166	\$ 89,487	\$ 94,064	\$ 98,767
55	Hourly	\$ 28.54	\$ 29.99	\$ 31.49	\$ 33.09	\$ 34.75
	Bi-weekly	\$ 3,196.73	\$ 3,358.62	\$ 3,527.04	\$ 3,706.50	\$ 3,891.88
	Monthly	\$ 6,926	\$ 7,277	\$ 7,642	\$ 8,031	\$ 8,432
	Annual	\$ 83,115	\$ 87,324	\$ 91,703	\$ 96,369	\$ 101,189

# CITY OF PALM SPRINGS

## FIRE FIGHTER (56) - FIRE SAFETY SALARY SCHEDULE (FF56)

2.5% Between Ranges; 5% Between Steps

RANGE	WAGE RATE	STEP 1	STEP 2	STEP 3	STEP 4	STEP 5
56	Hourly	\$ 29.25	\$ 30.73	\$ 32.30	\$ 33.92	\$ 35.61
	Bi-weekly	\$ 3,275.62	\$ 3,441.81	\$ 3,617.85	\$ 3,798.73	\$ 3,988.73
	Monthly	\$ 7,097	\$ 7,457	\$ 7,839	\$ 8,231	\$ 8,642
	Annual	\$ 85,166	\$ 89,487	\$ 94,064	\$ 98,767	\$ 103,707
57	Hourly	\$ 29.99	\$ 31.49	\$ 33.09	\$ 34.75	\$ 36.49
	Bi-weekly	\$ 3,358.62	\$ 3,527.04	\$ 3,706.50	\$ 3,891.88	\$ 4,086.38
	Monthly	\$ 7,277	\$ 7,642	\$ 8,031	\$ 8,432	\$ 8,854
	Annual	\$ 87,324	\$ 91,703	\$ 96,369	\$ 101,189	\$ 106,246
58	Hourly	\$ 30.73	\$ 32.30	\$ 33.92	\$ 35.61	\$ 37.39
	Bi-weekly	\$ 3,441.81	\$ 3,617.85	\$ 3,798.73	\$ 3,988.73	\$ 4,188.12
	Monthly	\$ 7,457	\$ 7,839	\$ 8,231	\$ 8,642	\$ 9,074
	Annual	\$ 89,487	\$ 94,064	\$ 98,767	\$ 103,707	\$ 108,891
59	Hourly	\$ 31.49	\$ 33.09	\$ 34.75	\$ 36.49	\$ 38.31
	Bi-weekly	\$ 3,527.04	\$ 3,706.50	\$ 3,891.88	\$ 4,086.38	\$ 4,290.73
	Monthly	\$ 7,642	\$ 8,031	\$ 8,432	\$ 8,854	\$ 9,297
	Annual	\$ 91,703	\$ 96,369	\$ 101,189	\$ 106,246	\$ 111,559
60	Hourly	\$ 32.30	\$ 33.92	\$ 35.61	\$ 37.39	\$ 39.26
	Bi-weekly	\$ 3,617.85	\$ 3,798.73	\$ 3,988.73	\$ 4,188.12	\$ 4,397.50
	Monthly	\$ 7,839	\$ 8,231	\$ 8,642	\$ 9,074	\$ 9,528
	Annual	\$ 94,064	\$ 98,767	\$ 103,707	\$ 108,891	\$ 114,335

# CITY OF PALM SPRINGS

## FIRE ENGINEER (40) - Fire Safety Salary Schedule (FE40)

2.5% Between Ranges; 5% Between Steps

RANGE	WAGE RATE	STEP 1	STEP 2	STEP 3	STEP 4	STEP 5
38	Hourly	\$ 27.17	\$ 28.55	\$ 30.01	\$ 31.53	\$ 33.12
	Bi-weekly	\$ 2,173.85	\$ 2,284.15	\$ 2,400.46	\$ 2,522.31	\$ 2,649.23
	Monthly	\$ 4,710	\$ 4,949	\$ 5,201	\$ 5,465	\$ 5,740
	Annual	\$ 56,520	\$ 59,388	\$ 62,412	\$ 65,580	\$ 68,880
39	Hourly	\$ 27.88	\$ 29.27	\$ 30.76	\$ 32.31	\$ 33.96
	Bi-weekly	\$ 2,230.62	\$ 2,341.85	\$ 2,460.92	\$ 2,584.62	\$ 2,717.08
	Monthly	\$ 4,833	\$ 5,074	\$ 5,332	\$ 5,600	\$ 5,887
	Annual	\$ 57,996	\$ 60,888	\$ 63,984	\$ 67,200	\$ 70,644
40	Hourly	\$ 28.55	\$ 30.01	\$ 31.53	\$ 33.12	\$ 34.79
	Bi-weekly	\$ 2,284.15	\$ 2,400.46	\$ 2,522.31	\$ 2,649.23	\$ 2,783.08
	Monthly	\$ 4,949	\$ 5,201	\$ 5,465	\$ 5,740	\$ 6,030
	Annual	\$ 59,388	\$ 62,412	\$ 65,580	\$ 68,880	\$ 72,360
41	Hourly	\$ 29.27	\$ 30.76	\$ 32.31	\$ 33.96	\$ 35.67
	Bi-weekly	\$ 2,341.85	\$ 2,460.92	\$ 2,584.62	\$ 2,717.08	\$ 2,853.23
	Monthly	\$ 5,074	\$ 5,332	\$ 5,600	\$ 5,887	\$ 6,182
	Annual	\$ 60,888	\$ 63,984	\$ 67,200	\$ 70,644	\$ 74,184
42	Hourly	\$ 30.01	\$ 31.53	\$ 33.12	\$ 34.79	\$ 36.55
	Bi-weekly	\$ 2,400.46	\$ 2,522.31	\$ 2,649.23	\$ 2,783.08	\$ 2,924.31
	Monthly	\$ 5,201	\$ 5,465	\$ 5,740	\$ 6,030	\$ 6,336
	Annual	\$ 62,412	\$ 65,580	\$ 68,880	\$ 72,360	\$ 76,032
43	Hourly	\$ 30.76	\$ 32.31	\$ 33.96	\$ 35.67	\$ 37.48
	Bi-weekly	\$ 2,460.92	\$ 2,584.62	\$ 2,717.08	\$ 2,853.23	\$ 2,998.62
	Monthly	\$ 5,332	\$ 5,600	\$ 5,887	\$ 6,182	\$ 6,497
	Annual	\$ 63,984	\$ 67,200	\$ 70,644	\$ 74,184	\$ 77,964
44	Hourly	\$ 31.53	\$ 33.12	\$ 34.79	\$ 36.55	\$ 38.40
	Bi-weekly	\$ 2,522.31	\$ 2,649.23	\$ 2,783.08	\$ 2,924.31	\$ 3,072.00
	Monthly	\$ 5,465	\$ 5,740	\$ 6,030	\$ 6,336	\$ 6,656
	Annual	\$ 65,580	\$ 68,880	\$ 72,360	\$ 76,032	\$ 79,872
45 Fire Engineer	Hourly	\$ 32.31	\$ 33.96	\$ 35.67	\$ 37.48	\$ 39.38
	Bi-weekly	\$ 2,584.62	\$ 2,717.08	\$ 2,853.23	\$ 2,998.62	\$ 3,150.00
	Monthly	\$ 5,600	\$ 5,887	\$ 6,182	\$ 6,497	\$ 6,825
	Annual	\$ 67,200	\$ 70,644	\$ 74,184	\$ 77,964	\$ 81,900

# CITY OF PALM SPRINGS

## FIRE ENGINEER (40) - Fire Safety Salary Schedule (FE40)

2.5% Between Ranges; 5% Between Steps

RANGE	WAGE RATE	STEP 1	STEP 2	STEP 3	STEP 4	STEP 5
46	Hourly	\$ 33.12	\$ 34.79	\$ 36.55	\$ 38.40	\$ 40.36
	Bi-weekly	\$ 2,649.23	\$ 2,783.08	\$ 2,924.31	\$ 3,072.00	\$ 3,228.92
	Monthly	\$ 5,740	\$ 6,030	\$ 6,336	\$ 6,656	\$ 6,996
	Annual	\$ 68,880	\$ 72,360	\$ 76,032	\$ 79,872	\$ 83,952
47	Hourly	\$ 33.96	\$ 35.67	\$ 37.48	\$ 39.38	\$ 41.37
	Bi-weekly	\$ 2,717.08	\$ 2,853.23	\$ 2,998.62	\$ 3,150.00	\$ 3,309.23
	Monthly	\$ 5,887	\$ 6,182	\$ 6,497	\$ 6,825	\$ 7,170
	Annual	\$ 70,644	\$ 74,184	\$ 77,964	\$ 81,900	\$ 86,040
48	Hourly	\$ 34.79	\$ 36.55	\$ 38.40	\$ 40.36	\$ 42.40
	Bi-weekly	\$ 2,783.08	\$ 2,924.31	\$ 3,072.00	\$ 3,228.92	\$ 3,391.85
	Monthly	\$ 6,030	\$ 6,336	\$ 6,656	\$ 6,996	\$ 7,349
	Annual	\$ 72,360	\$ 76,032	\$ 79,872	\$ 83,952	\$ 88,188
49	Hourly	\$ 35.67	\$ 37.48	\$ 39.38	\$ 41.37	\$ 43.48
	Bi-weekly	\$ 2,853.23	\$ 2,998.62	\$ 3,150.00	\$ 3,309.23	\$ 3,478.15
	Monthly	\$ 6,182	\$ 6,497	\$ 6,825	\$ 7,170	\$ 7,536
	Annual	\$ 74,184	\$ 77,964	\$ 81,900	\$ 86,040	\$ 90,432
50	Hourly	\$ 36.55	\$ 38.40	\$ 40.36	\$ 42.40	\$ 44.55
	Bi-weekly	\$ 2,924.31	\$ 3,072.00	\$ 3,228.92	\$ 3,391.85	\$ 3,564.00
	Monthly	\$ 6,336	\$ 6,656	\$ 6,996	\$ 7,349	\$ 7,722
	Annual	\$ 76,032	\$ 79,872	\$ 83,952	\$ 88,188	\$ 92,664
51	Hourly	\$ 37.48	\$ 39.38	\$ 41.37	\$ 43.48	\$ 45.65
	Bi-weekly	\$ 2,998.62	\$ 3,150.00	\$ 3,309.23	\$ 3,478.15	\$ 3,652.15
	Monthly	\$ 6,497	\$ 6,825	\$ 7,170	\$ 7,536	\$ 7,913
	Annual	\$ 77,964	\$ 81,900	\$ 86,040	\$ 90,432	\$ 94,956
52	Hourly	\$ 38.40	\$ 40.36	\$ 42.40	\$ 44.55	\$ 46.82
	Bi-weekly	\$ 3,072.00	\$ 3,228.92	\$ 3,391.85	\$ 3,564.00	\$ 3,745.85
	Monthly	\$ 6,656	\$ 6,996	\$ 7,349	\$ 7,722	\$ 8,116
	Annual	\$ 79,872	\$ 83,952	\$ 88,188	\$ 92,664	\$ 97,392
53	Hourly	\$ 39.38	\$ 41.37	\$ 43.48	\$ 45.65	\$ 47.98
	Bi-weekly	\$ 3,150.00	\$ 3,309.23	\$ 3,478.15	\$ 3,652.15	\$ 3,838.15
	Monthly	\$ 6,825	\$ 7,170	\$ 7,536	\$ 7,913	\$ 8,316
	Annual	\$ 81,900	\$ 86,040	\$ 90,432	\$ 94,956	\$ 99,792



# CITY OF PALM SPRINGS

FIRE ENGINEER (40) - Fire Safety Salary Schedule (FE40)

2.5% Between Ranges; 5% Between Steps

RANGE	WAGE RATE	STEP 1	STEP 2	STEP 3	STEP 4	STEP 5
54	Hourly	\$ 40.36	\$ 42.40	\$ 44.55	\$ 46.82	\$ 49.18
	Bi-weekly	\$ 3,228.92	\$ 3,391.85	\$ 3,564.00	\$ 3,745.85	\$ 3,934.15
	Monthly	\$ 6,996	\$ 7,349	\$ 7,722	\$ 8,116	\$ 8,524
	Annual	\$ 83,952	\$ 88,188	\$ 92,664	\$ 97,392	\$ 102,288

55	Hourly	\$ 41.37	\$ 43.48	\$ 45.65	\$ 47.98	\$ 50.37
	Bi-weekly	\$ 3,309.23	\$ 3,478.15	\$ 3,652.15	\$ 3,838.15	\$ 4,029.23
	Monthly	\$ 7,170	\$ 7,536	\$ 7,913	\$ 8,316	\$ 8,730
	Annual	\$ 86,040	\$ 90,432	\$ 94,956	\$ 99,792	\$ 104,760

56	Hourly	\$ 42.40	\$ 44.55	\$ 46.82	\$ 49.18	\$ 51.63
	Bi-weekly	\$ 3,391.85	\$ 3,564.00	\$ 3,745.85	\$ 3,934.15	\$ 4,130.77
	Monthly	\$ 7,349	\$ 7,722	\$ 8,116	\$ 8,524	\$ 8,950
	Annual	\$ 88,188	\$ 92,664	\$ 97,392	\$ 102,288	\$ 107,400

57	Hourly	\$ 43.48	\$ 45.65	\$ 47.98	\$ 50.37	\$ 52.89
	Bi-weekly	\$ 3,478.15	\$ 3,652.15	\$ 3,838.15	\$ 4,029.23	\$ 4,230.92
	Monthly	\$ 7,536	\$ 7,913	\$ 8,316	\$ 8,730	\$ 9,167
	Annual	\$ 90,432	\$ 94,956	\$ 99,792	\$ 104,760	\$ 110,004

58	Hourly	\$ 44.55	\$ 46.82	\$ 49.18	\$ 51.63	\$ 54.21
	Bi-weekly	\$ 3,564.00	\$ 3,745.85	\$ 3,934.15	\$ 4,130.77	\$ 4,336.62
	Monthly	\$ 7,722	\$ 8,116	\$ 8,524	\$ 8,950	\$ 9,396
	Annual	\$ 92,664	\$ 97,392	\$ 102,288	\$ 107,400	\$ 112,752

59	Hourly	\$ 45.65	\$ 47.98	\$ 50.37	\$ 52.89	\$ 55.53
	Bi-weekly	\$ 3,652.15	\$ 3,838.15	\$ 4,029.23	\$ 4,230.92	\$ 4,442.77
	Monthly	\$ 7,913	\$ 8,316	\$ 8,730	\$ 9,167	\$ 9,626
	Annual	\$ 94,956	\$ 99,792	\$ 104,760	\$ 110,004	\$ 115,512

60	Hourly	\$ 46.82	\$ 49.18	\$ 51.63	\$ 54.21	\$ 56.92
	Bi-weekly	\$ 3,745.85	\$ 3,934.15	\$ 4,130.77	\$ 4,336.62	\$ 4,553.54
	Monthly	\$ 8,116	\$ 8,524	\$ 8,950	\$ 9,396	\$ 9,866
	Annual	\$ 97,392	\$ 102,288	\$ 107,400	\$ 112,752	\$ 118,392

# CITY OF PALM SPRINGS

## FIRE ENGINEER (56) - FIRE SAFETY SALARY SCHEDULE (FE56)

2.5% Between Ranges; 5% Between Steps

RANGE	WAGE RATE	STEP 1	STEP 2	STEP 3	STEP 4	STEP 5
38	Hourly	\$ 19.41	\$ 20.40	\$ 21.43	\$ 22.52	\$ 23.66
	Bi-weekly	\$ 2,173.50	\$ 2,284.35	\$ 2,400.35	\$ 2,522.00	\$ 2,649.69
	Monthly	\$ 4,709	\$ 4,949	\$ 5,201	\$ 5,464	\$ 5,741
	Annual	\$ 56,511	\$ 59,393	\$ 62,409	\$ 65,572	\$ 68,892
39	Hourly	\$ 19.91	\$ 20.92	\$ 21.97	\$ 23.09	\$ 24.25
	Bi-weekly	\$ 2,229.73	\$ 2,342.69	\$ 2,460.81	\$ 2,585.54	\$ 2,716.04
	Monthly	\$ 4,831	\$ 5,076	\$ 5,332	\$ 5,602	\$ 5,885
	Annual	\$ 57,973	\$ 60,910	\$ 63,981	\$ 67,224	\$ 70,617
40	Hourly	\$ 20.40	\$ 21.43	\$ 22.52	\$ 23.66	\$ 24.85
	Bi-weekly	\$ 2,284.35	\$ 2,400.35	\$ 2,522.00	\$ 2,649.69	\$ 2,783.15
	Monthly	\$ 4,949	\$ 5,201	\$ 5,464	\$ 5,741	\$ 6,030
	Annual	\$ 59,393	\$ 62,409	\$ 65,572	\$ 68,892	\$ 72,362
41	Hourly	\$ 20.92	\$ 21.97	\$ 23.09	\$ 24.25	\$ 25.48
	Bi-weekly	\$ 2,342.69	\$ 2,460.81	\$ 2,585.54	\$ 2,716.04	\$ 2,853.88
	Monthly	\$ 5,076	\$ 5,332	\$ 5,602	\$ 5,885	\$ 6,183
	Annual	\$ 60,910	\$ 63,981	\$ 67,224	\$ 70,617	\$ 74,201
42	Hourly	\$ 21.43	\$ 22.52	\$ 23.66	\$ 24.85	\$ 26.12
	Bi-weekly	\$ 2,400.35	\$ 2,522.00	\$ 2,649.69	\$ 2,783.15	\$ 2,925.27
	Monthly	\$ 5,201	\$ 5,464	\$ 5,741	\$ 6,030	\$ 6,338
	Annual	\$ 62,409	\$ 65,572	\$ 68,892	\$ 72,362	\$ 76,057
43	Hourly	\$ 21.97	\$ 23.09	\$ 24.25	\$ 25.48	\$ 26.78
	Bi-weekly	\$ 2,460.81	\$ 2,585.54	\$ 2,716.04	\$ 2,853.88	\$ 2,998.92
	Monthly	\$ 5,332	\$ 5,602	\$ 5,885	\$ 6,183	\$ 6,498
	Annual	\$ 63,981	\$ 67,224	\$ 70,617	\$ 74,201	\$ 77,972
44	Hourly	\$ 22.52	\$ 23.66	\$ 24.85	\$ 26.12	\$ 27.43
	Bi-weekly	\$ 2,522.00	\$ 2,649.69	\$ 2,783.15	\$ 2,925.27	\$ 3,072.50
	Monthly	\$ 5,464	\$ 5,741	\$ 6,030	\$ 6,338	\$ 6,657
	Annual	\$ 65,572	\$ 68,892	\$ 72,362	\$ 76,057	\$ 79,885
45 Fire Engineer	Hourly	\$ 23.09	\$ 24.25	\$ 25.48	\$ 26.78	\$ 28.12
	Bi-weekly	\$ 2,585.54	\$ 2,716.04	\$ 2,853.88	\$ 2,998.92	\$ 3,149.81
	Monthly	\$ 5,602	\$ 5,885	\$ 6,183	\$ 6,498	\$ 6,825
	Annual	\$ 67,224	\$ 70,617	\$ 74,201	\$ 77,972	\$ 81,895

# CITY OF PALM SPRINGS

## FIRE ENGINEER (56) - FIRE SAFETY SALARY SCHEDULE (FE56)

2.5% Between Ranges; 5% Between Steps

RANGE	WAGE RATE	STEP 1	STEP 2	STEP 3	STEP 4	STEP 5
46	Hourly	\$ 23.66	\$ 24.85	\$ 26.12	\$ 27.43	\$ 28.82
	Bi-weekly	\$ 2,649.69	\$ 2,783.15	\$ 2,925.27	\$ 3,072.50	\$ 3,227.88
	Monthly	\$ 5,741	\$ 6,030	\$ 6,338	\$ 6,657	\$ 6,994
	Annual	\$ 68,892	\$ 72,362	\$ 76,057	\$ 79,885	\$ 83,925

47	Hourly	\$ 24.25	\$ 25.48	\$ 26.78	\$ 28.12	\$ 29.56
	Bi-weekly	\$ 2,716.04	\$ 2,853.88	\$ 2,998.92	\$ 3,149.81	\$ 3,310.23
	Monthly	\$ 5,885	\$ 6,183	\$ 6,498	\$ 6,825	\$ 7,172
	Annual	\$ 70,617	\$ 74,201	\$ 77,972	\$ 81,895	\$ 86,066

48	Hourly	\$ 24.85	\$ 26.12	\$ 27.43	\$ 28.82	\$ 30.29
	Bi-weekly	\$ 2,783.15	\$ 2,925.27	\$ 3,072.50	\$ 3,227.88	\$ 3,391.96
	Monthly	\$ 6,030	\$ 6,338	\$ 6,657	\$ 6,994	\$ 7,349
	Annual	\$ 72,362	\$ 76,057	\$ 79,885	\$ 83,925	\$ 88,191

49	Hourly	\$ 25.48	\$ 26.78	\$ 28.12	\$ 29.56	\$ 31.05
	Bi-weekly	\$ 2,853.88	\$ 2,998.92	\$ 3,149.81	\$ 3,310.23	\$ 3,477.88
	Monthly	\$ 6,183	\$ 6,498	\$ 6,825	\$ 7,172	\$ 7,535
	Annual	\$ 74,201	\$ 77,972	\$ 81,895	\$ 86,066	\$ 90,425

50	Hourly	\$ 26.12	\$ 27.43	\$ 28.82	\$ 30.29	\$ 31.82
	Bi-weekly	\$ 2,925.27	\$ 3,072.50	\$ 3,227.88	\$ 3,391.96	\$ 3,564.00
	Monthly	\$ 6,338	\$ 6,657	\$ 6,994	\$ 7,349	\$ 7,722
	Annual	\$ 76,057	\$ 79,885	\$ 83,925	\$ 88,191	\$ 92,664

51	Hourly	\$ 26.78	\$ 28.12	\$ 29.56	\$ 31.05	\$ 32.61
	Bi-weekly	\$ 2,998.92	\$ 3,149.81	\$ 3,310.23	\$ 3,477.88	\$ 3,652.31
	Monthly	\$ 6,498	\$ 6,825	\$ 7,172	\$ 7,535	\$ 7,913
	Annual	\$ 77,972	\$ 81,895	\$ 86,066	\$ 90,425	\$ 94,960

52	Hourly	\$ 27.43	\$ 28.82	\$ 30.29	\$ 31.82	\$ 33.45
	Bi-weekly	\$ 3,072.50	\$ 3,227.88	\$ 3,391.96	\$ 3,564.00	\$ 3,746.31
	Monthly	\$ 6,657	\$ 6,994	\$ 7,349	\$ 7,722	\$ 8,117
	Annual	\$ 79,885	\$ 83,925	\$ 88,191	\$ 92,664	\$ 97,404

53	Hourly	\$ 28.12	\$ 29.56	\$ 31.05	\$ 32.61	\$ 34.27
	Bi-weekly	\$ 3,149.81	\$ 3,310.23	\$ 3,477.88	\$ 3,652.31	\$ 3,838.08
	Monthly	\$ 6,825	\$ 7,172	\$ 7,535	\$ 7,913	\$ 8,316
	Annual	\$ 81,895	\$ 86,066	\$ 90,425	\$ 94,960	\$ 99,790

# CITY OF PALM SPRINGS

## FIRE ENGINEER (56) - FIRE SAFETY SALARY SCHEDULE (FE56)

2.5% Between Ranges; 5% Between Steps

RANGE	WAGE RATE	STEP 1	STEP 2	STEP 3	STEP 4	STEP 5
54	Hourly	\$ 28.82	\$ 30.29	\$ 31.82	\$ 33.45	\$ 35.12
	Bi-weekly	\$ 3,227.88	\$ 3,391.96	\$ 3,564.00	\$ 3,746.31	\$ 3,933.62
	Monthly	\$ 6,994	\$ 7,349	\$ 7,722	\$ 8,117	\$ 8,523
	Annual	\$ 83,925	\$ 88,191	\$ 92,664	\$ 97,404	\$ 102,274
55	Hourly	\$ 29.56	\$ 31.05	\$ 32.61	\$ 34.27	\$ 35.98
	Bi-weekly	\$ 3,310.23	\$ 3,477.88	\$ 3,652.31	\$ 3,838.08	\$ 4,030.08
	Monthly	\$ 7,172	\$ 7,535	\$ 7,913	\$ 8,316	\$ 8,732
	Annual	\$ 86,066	\$ 90,425	\$ 94,960	\$ 99,790	\$ 104,782
56	Hourly	\$ 30.29	\$ 31.82	\$ 33.45	\$ 35.12	\$ 36.88
	Bi-weekly	\$ 3,391.96	\$ 3,564.00	\$ 3,746.31	\$ 3,933.62	\$ 4,130.35
	Monthly	\$ 7,349	\$ 7,722	\$ 8,117	\$ 8,523	\$ 8,949
	Annual	\$ 88,191	\$ 92,664	\$ 97,404	\$ 102,274	\$ 107,389
57	Hourly	\$ 31.05	\$ 32.61	\$ 34.27	\$ 35.98	\$ 37.78
	Bi-weekly	\$ 3,477.88	\$ 3,652.31	\$ 3,838.08	\$ 4,030.08	\$ 4,231.50
	Monthly	\$ 7,535	\$ 7,913	\$ 8,316	\$ 8,732	\$ 9,168
	Annual	\$ 90,425	\$ 94,960	\$ 99,790	\$ 104,782	\$ 110,019
58	Hourly	\$ 31.82	\$ 33.45	\$ 35.12	\$ 36.88	\$ 38.72
	Bi-weekly	\$ 3,564.00	\$ 3,746.31	\$ 3,933.62	\$ 4,130.35	\$ 4,336.81
	Monthly	\$ 7,722	\$ 8,117	\$ 8,523	\$ 8,949	\$ 9,396
	Annual	\$ 92,664	\$ 97,404	\$ 102,274	\$ 107,389	\$ 112,757
59	Hourly	\$ 32.61	\$ 34.27	\$ 35.98	\$ 37.78	\$ 39.67
	Bi-weekly	\$ 3,652.31	\$ 3,838.08	\$ 4,030.08	\$ 4,231.50	\$ 4,443.15
	Monthly	\$ 7,913	\$ 8,316	\$ 8,732	\$ 9,168	\$ 9,627
	Annual	\$ 94,960	\$ 99,790	\$ 104,782	\$ 110,019	\$ 115,522
60	Hourly	\$ 33.45	\$ 35.12	\$ 36.88	\$ 38.72	\$ 40.66
	Bi-weekly	\$ 3,746.31	\$ 3,933.62	\$ 4,130.35	\$ 4,336.81	\$ 4,553.58
	Monthly	\$ 8,117	\$ 8,523	\$ 8,949	\$ 9,396	\$ 9,866
	Annual	\$ 97,404	\$ 102,274	\$ 107,389	\$ 112,757	\$ 118,393



**SALARY AND CLASSIFICATION  
SCHEDULE**

**GENERAL UNIT**

**FY 2013-14**

# CITY OF PALM SPRINGS

## GENERAL UNIT SALARY SCHEDULE (GU)

2.5% Between Ranges; 5% Between Steps

RANGE	PAY PERIOD	STEP 1	STEP 2	STEP 3	STEP 4	STEP 5
1	Hourly	\$ 9.32	\$ 9.78	\$ 10.29	\$ 10.82	\$ 11.38
	Bi-weekly	\$ 745.85	\$ 782.31	\$ 823.38	\$ 865.85	\$ 910.15
	Monthly	\$ 1,616	\$ 1,695	\$ 1,784	\$ 1,876	\$ 1,972
	Annual	\$ 19,392	\$ 20,340	\$ 21,408	\$ 22,512	\$ 23,664
2	Hourly	\$ 9.57	\$ 10.05	\$ 10.56	\$ 11.08	\$ 11.65
	Bi-weekly	\$ 765.23	\$ 804.00	\$ 844.62	\$ 886.62	\$ 931.85
	Monthly	\$ 1,658	\$ 1,742	\$ 1,830	\$ 1,921	\$ 2,019
	Annual	\$ 19,896	\$ 20,904	\$ 21,960	\$ 23,052	\$ 24,228
3	Hourly	\$ 9.78	\$ 10.29	\$ 10.82	\$ 11.38	\$ 11.94
	Bi-weekly	\$ 782.31	\$ 823.38	\$ 865.85	\$ 910.15	\$ 954.92
	Monthly	\$ 1,695	\$ 1,784	\$ 1,876	\$ 1,972	\$ 2,069
	Annual	\$ 20,340	\$ 21,408	\$ 22,512	\$ 23,664	\$ 24,828
4	Hourly	\$ 10.05	\$ 10.56	\$ 11.08	\$ 11.65	\$ 12.25
	Bi-weekly	\$ 804.00	\$ 844.62	\$ 886.62	\$ 931.85	\$ 979.85
	Monthly	\$ 1,742	\$ 1,830	\$ 1,921	\$ 2,019	\$ 2,123
	Annual	\$ 20,904	\$ 21,960	\$ 23,052	\$ 24,228	\$ 25,476
5	Hourly	\$ 10.29	\$ 10.82	\$ 11.38	\$ 11.94	\$ 12.55
	Bi-weekly	\$ 823.38	\$ 865.85	\$ 910.15	\$ 954.92	\$ 1,004.31
	Monthly	\$ 1,784	\$ 1,876	\$ 1,972	\$ 2,069	\$ 2,176
	Annual	\$ 21,408	\$ 22,512	\$ 23,664	\$ 24,828	\$ 26,112
6	Hourly	\$ 10.56	\$ 11.08	\$ 11.65	\$ 12.25	\$ 12.85
	Bi-weekly	\$ 844.62	\$ 886.62	\$ 931.85	\$ 979.85	\$ 1,028.31
	Monthly	\$ 1,830	\$ 1,921	\$ 2,019	\$ 2,123	\$ 2,228
	Annual	\$ 21,960	\$ 23,052	\$ 24,228	\$ 25,476	\$ 26,736
7	Hourly	\$ 10.82	\$ 11.38	\$ 11.94	\$ 12.55	\$ 13.19
	Bi-weekly	\$ 865.85	\$ 910.15	\$ 954.92	\$ 1,004.31	\$ 1,055.54
	Monthly	\$ 1,876	\$ 1,972	\$ 2,069	\$ 2,176	\$ 2,287
	Annual	\$ 22,512	\$ 23,664	\$ 24,828	\$ 26,112	\$ 27,444
8	Hourly	\$ 11.08	\$ 11.65	\$ 12.25	\$ 12.85	\$ 13.51
	Bi-weekly	\$ 886.62	\$ 931.85	\$ 979.85	\$ 1,028.31	\$ 1,080.92
	Monthly	\$ 1,921	\$ 2,019	\$ 2,123	\$ 2,228	\$ 2,342
	Annual	\$ 23,052	\$ 24,228	\$ 25,476	\$ 26,736	\$ 28,104

# CITY OF PALM SPRINGS

## GENERAL UNIT SALARY SCHEDULE (GU)

2.5% Between Ranges; 5% Between Steps

RANGE	PAY PERIOD	STEP 1	STEP 2	STEP 3	STEP 4	STEP 5
9	Hourly	\$ 11.38	\$ 11.94	\$ 12.55	\$ 13.19	\$ 13.85
	Bi-weekly	\$ 910.15	\$ 954.92	\$ 1,004.31	\$ 1,055.54	\$ 1,107.69
	Monthly	\$ 1,972	\$ 2,069	\$ 2,176	\$ 2,287	\$ 2,400
	Annual	\$ 23,664	\$ 24,828	\$ 26,112	\$ 27,444	\$ 28,800
10	Hourly	\$ 11.65	\$ 12.25	\$ 12.85	\$ 13.51	\$ 14.20
	Bi-weekly	\$ 931.85	\$ 979.85	\$ 1,028.31	\$ 1,080.92	\$ 1,136.31
	Monthly	\$ 2,019	\$ 2,123	\$ 2,228	\$ 2,342	\$ 2,462
	Annual	\$ 24,228	\$ 25,476	\$ 26,736	\$ 28,104	\$ 29,544
11	Hourly	\$ 11.94	\$ 12.55	\$ 13.19	\$ 13.85	\$ 14.56
	Bi-weekly	\$ 954.92	\$ 1,004.31	\$ 1,055.54	\$ 1,107.69	\$ 1,164.92
	Monthly	\$ 2,069	\$ 2,176	\$ 2,287	\$ 2,400	\$ 2,524
	Annual	\$ 24,828	\$ 26,112	\$ 27,444	\$ 28,800	\$ 30,288
12	Hourly	\$ 12.25	\$ 12.85	\$ 13.51	\$ 14.20	\$ 14.91
	Bi-weekly	\$ 979.85	\$ 1,028.31	\$ 1,080.92	\$ 1,136.31	\$ 1,193.08
	Monthly	\$ 2,123	\$ 2,228	\$ 2,342	\$ 2,462	\$ 2,585
	Annual	\$ 25,476	\$ 26,736	\$ 28,104	\$ 29,544	\$ 31,020
13	Hourly	\$ 12.55	\$ 13.19	\$ 13.85	\$ 14.56	\$ 15.29
	Bi-weekly	\$ 1,004.31	\$ 1,055.54	\$ 1,107.69	\$ 1,164.92	\$ 1,223.54
	Monthly	\$ 2,176	\$ 2,287	\$ 2,400	\$ 2,524	\$ 2,651
	Annual	\$ 26,112	\$ 27,444	\$ 28,800	\$ 30,288	\$ 31,812
14	Hourly	\$ 12.85	\$ 13.51	\$ 14.20	\$ 14.91	\$ 15.67
	Bi-weekly	\$ 1,028.31	\$ 1,080.92	\$ 1,136.31	\$ 1,193.08	\$ 1,253.54
	Monthly	\$ 2,228	\$ 2,342	\$ 2,462	\$ 2,585	\$ 2,716
	Annual	\$ 26,736	\$ 28,104	\$ 29,544	\$ 31,020	\$ 32,592
15	Hourly	\$ 13.19	\$ 13.85	\$ 14.56	\$ 15.29	\$ 16.08
	Bi-weekly	\$ 1,055.54	\$ 1,107.69	\$ 1,164.92	\$ 1,223.54	\$ 1,286.77
	Monthly	\$ 2,287	\$ 2,400	\$ 2,524	\$ 2,651	\$ 2,788
	Annual	\$ 27,444	\$ 28,800	\$ 30,288	\$ 31,812	\$ 33,456
16	Hourly	\$ 13.51	\$ 14.20	\$ 14.91	\$ 15.67	\$ 16.47
	Bi-weekly	\$ 1,080.92	\$ 1,136.31	\$ 1,193.08	\$ 1,253.54	\$ 1,317.69
	Monthly	\$ 2,342	\$ 2,462	\$ 2,585	\$ 2,716	\$ 2,855
	Annual	\$ 28,104	\$ 29,544	\$ 31,020	\$ 32,592	\$ 34,260

# CITY OF PALM SPRINGS

## GENERAL UNIT SALARY SCHEDULE (GU)

2.5% Between Ranges; 5% Between Steps

RANGE	PAY PERIOD	STEP 1	STEP 2	STEP 3	STEP 4	STEP 5
17	Hourly	\$ 13.85	\$ 14.56	\$ 15.29	\$ 16.08	\$ 16.89
	Bi-weekly	\$ 1,107.69	\$ 1,164.92	\$ 1,223.54	\$ 1,286.77	\$ 1,351.38
	Monthly	\$ 2,400	\$ 2,524	\$ 2,651	\$ 2,788	\$ 2,928
	Annual	\$ 28,800	\$ 30,288	\$ 31,812	\$ 33,456	\$ 35,136
18	Hourly	\$ 14.20	\$ 14.91	\$ 15.67	\$ 16.47	\$ 17.31
	Bi-weekly	\$ 1,136.31	\$ 1,193.08	\$ 1,253.54	\$ 1,317.69	\$ 1,385.08
	Monthly	\$ 2,462	\$ 2,585	\$ 2,716	\$ 2,855	\$ 3,001
	Annual	\$ 29,544	\$ 31,020	\$ 32,592	\$ 34,260	\$ 36,012
19	Hourly	\$ 14.56	\$ 15.29	\$ 16.08	\$ 16.89	\$ 17.74
	Bi-weekly	\$ 1,164.92	\$ 1,223.54	\$ 1,286.77	\$ 1,351.38	\$ 1,419.23
	Monthly	\$ 2,524	\$ 2,651	\$ 2,788	\$ 2,928	\$ 3,075
	Annual	\$ 30,288	\$ 31,812	\$ 33,456	\$ 35,136	\$ 36,900
20	Hourly	\$ 14.91	\$ 15.67	\$ 16.47	\$ 17.31	\$ 18.20
	Bi-weekly	\$ 1,193.08	\$ 1,253.54	\$ 1,317.69	\$ 1,385.08	\$ 1,455.69
	Monthly	\$ 2,585	\$ 2,716	\$ 2,855	\$ 3,001	\$ 3,154
	Annual	\$ 31,020	\$ 32,592	\$ 34,260	\$ 36,012	\$ 37,848
21	Hourly	\$ 15.29	\$ 16.08	\$ 16.89	\$ 17.74	\$ 18.65
	Bi-weekly	\$ 1,223.54	\$ 1,286.77	\$ 1,351.38	\$ 1,419.23	\$ 1,491.69
	Monthly	\$ 2,651	\$ 2,788	\$ 2,928	\$ 3,075	\$ 3,232
	Annual	\$ 31,812	\$ 33,456	\$ 35,136	\$ 36,900	\$ 38,784
22	Hourly	\$ 15.67	\$ 16.47	\$ 17.31	\$ 18.20	\$ 19.10
	Bi-weekly	\$ 1,253.54	\$ 1,317.69	\$ 1,385.08	\$ 1,455.69	\$ 1,527.69
	Monthly	\$ 2,716	\$ 2,855	\$ 3,001	\$ 3,154	\$ 3,310
	Annual	\$ 32,592	\$ 34,260	\$ 36,012	\$ 37,848	\$ 39,720
23	Hourly	\$ 16.08	\$ 16.89	\$ 17.74	\$ 18.65	\$ 19.59
	Bi-weekly	\$ 1,286.77	\$ 1,351.38	\$ 1,419.23	\$ 1,491.69	\$ 1,566.92
	Monthly	\$ 2,788	\$ 2,928	\$ 3,075	\$ 3,232	\$ 3,395
	Annual	\$ 33,456	\$ 35,136	\$ 36,900	\$ 38,784	\$ 40,740
24	Hourly	\$ 16.47	\$ 17.31	\$ 18.20	\$ 19.10	\$ 20.09
	Bi-weekly	\$ 1,317.69	\$ 1,385.08	\$ 1,455.69	\$ 1,527.69	\$ 1,607.08
	Monthly	\$ 2,855	\$ 3,001	\$ 3,154	\$ 3,310	\$ 3,482
	Annual	\$ 34,260	\$ 36,012	\$ 37,848	\$ 39,720	\$ 41,784



# CITY OF PALM SPRINGS

## GENERAL UNIT SALARY SCHEDULE (GU)

2.5% Between Ranges; 5% Between Steps

RANGE	PAY PERIOD	STEP 1	STEP 2	STEP 3	STEP 4	STEP 5
25	Hourly	\$ 16.89	\$ 17.74	\$ 18.65	\$ 19.59	\$ 20.57
	Bi-weekly	\$ 1,351.38	\$ 1,419.23	\$ 1,491.69	\$ 1,566.92	\$ 1,645.85
	Monthly	\$ 2,928	\$ 3,075	\$ 3,232	\$ 3,395	\$ 3,566
	Annual	\$ 35,136	\$ 36,900	\$ 38,784	\$ 40,740	\$ 42,792
26	Hourly	\$ 17.31	\$ 18.20	\$ 19.10	\$ 20.09	\$ 21.10
	Bi-weekly	\$ 1,385.08	\$ 1,455.69	\$ 1,527.69	\$ 1,607.08	\$ 1,688.31
	Monthly	\$ 3,001	\$ 3,154	\$ 3,310	\$ 3,482	\$ 3,658
	Annual	\$ 36,012	\$ 37,848	\$ 39,720	\$ 41,784	\$ 43,896
27	Hourly	\$ 17.74	\$ 18.65	\$ 19.59	\$ 20.57	\$ 21.61
	Bi-weekly	\$ 1,419.23	\$ 1,491.69	\$ 1,566.92	\$ 1,645.85	\$ 1,728.46
	Monthly	\$ 3,075	\$ 3,232	\$ 3,395	\$ 3,566	\$ 3,745
	Annual	\$ 36,900	\$ 38,784	\$ 40,740	\$ 42,792	\$ 44,940
28	Hourly	\$ 18.20	\$ 19.10	\$ 20.09	\$ 21.10	\$ 22.17
	Bi-weekly	\$ 1,455.69	\$ 1,527.69	\$ 1,607.08	\$ 1,688.31	\$ 1,773.23
	Monthly	\$ 3,154	\$ 3,310	\$ 3,482	\$ 3,658	\$ 3,842
	Annual	\$ 37,848	\$ 39,720	\$ 41,784	\$ 43,896	\$ 46,104
29	Hourly	\$ 18.65	\$ 19.59	\$ 20.57	\$ 21.61	\$ 22.72
	Bi-weekly	\$ 1,491.69	\$ 1,566.92	\$ 1,645.85	\$ 1,728.46	\$ 1,817.54
	Monthly	\$ 3,232	\$ 3,395	\$ 3,566	\$ 3,745	\$ 3,938
	Annual	\$ 38,784	\$ 40,740	\$ 42,792	\$ 44,940	\$ 47,256
30	Hourly	\$ 19.10	\$ 20.09	\$ 21.10	\$ 22.17	\$ 23.27
	Bi-weekly	\$ 1,527.69	\$ 1,607.08	\$ 1,688.31	\$ 1,773.23	\$ 1,861.38
	Monthly	\$ 3,310	\$ 3,482	\$ 3,658	\$ 3,842	\$ 4,033
	Annual	\$ 39,720	\$ 41,784	\$ 43,896	\$ 46,104	\$ 48,396
31	Hourly	\$ 19.59	\$ 20.57	\$ 21.61	\$ 22.72	\$ 23.88
	Bi-weekly	\$ 1,566.92	\$ 1,645.85	\$ 1,728.46	\$ 1,817.54	\$ 1,910.77
	Monthly	\$ 3,395	\$ 3,566	\$ 3,745	\$ 3,938	\$ 4,140
	Annual	\$ 40,740	\$ 42,792	\$ 44,940	\$ 47,256	\$ 49,680
32	Hourly	\$ 20.09	\$ 21.10	\$ 22.17	\$ 23.27	\$ 24.46
	Bi-weekly	\$ 1,607.08	\$ 1,688.31	\$ 1,773.23	\$ 1,861.38	\$ 1,956.46
	Monthly	\$ 3,482	\$ 3,658	\$ 3,842	\$ 4,033	\$ 4,239
	Annual	\$ 41,784	\$ 43,896	\$ 46,104	\$ 48,396	\$ 50,868

# CITY OF PALM SPRINGS

## GENERAL UNIT SALARY SCHEDULE (GU)

2.5% Between Ranges; 5% Between Steps

RANGE	PAY PERIOD	STEP 1	STEP 2	STEP 3	STEP 4	STEP 5
33	Hourly	\$ 20.57	\$ 21.61	\$ 22.72	\$ 23.88	\$ 25.08
	Bi-weekly	\$ 1,645.85	\$ 1,728.46	\$ 1,817.54	\$ 1,910.77	\$ 2,006.31
	Monthly	\$ 3,566	\$ 3,745	\$ 3,938	\$ 4,140	\$ 4,347
	Annual	\$ 42,792	\$ 44,940	\$ 47,256	\$ 49,680	\$ 52,164
34	Hourly	\$ 21.10	\$ 22.17	\$ 23.27	\$ 24.46	\$ 25.71
	Bi-weekly	\$ 1,688.31	\$ 1,773.23	\$ 1,861.38	\$ 1,956.46	\$ 2,056.62
	Monthly	\$ 3,658	\$ 3,842	\$ 4,033	\$ 4,239	\$ 4,456
	Annual	\$ 43,896	\$ 46,104	\$ 48,396	\$ 50,868	\$ 53,472
35	Hourly	\$ 21.61	\$ 22.72	\$ 23.88	\$ 25.08	\$ 26.35
	Bi-weekly	\$ 1,728.46	\$ 1,817.54	\$ 1,910.77	\$ 2,006.31	\$ 2,108.31
	Monthly	\$ 3,745	\$ 3,938	\$ 4,140	\$ 4,347	\$ 4,568
	Annual	\$ 44,940	\$ 47,256	\$ 49,680	\$ 52,164	\$ 54,816
36	Hourly	\$ 22.17	\$ 23.27	\$ 24.46	\$ 25.71	\$ 27.00
	Bi-weekly	\$ 1,773.23	\$ 1,861.38	\$ 1,956.46	\$ 2,056.62	\$ 2,160.00
	Monthly	\$ 3,842	\$ 4,033	\$ 4,239	\$ 4,456	\$ 4,680
	Annual	\$ 46,104	\$ 48,396	\$ 50,868	\$ 53,472	\$ 56,160
37	Hourly	\$ 22.72	\$ 23.88	\$ 25.08	\$ 26.35	\$ 27.68
	Bi-weekly	\$ 1,817.54	\$ 1,910.77	\$ 2,006.31	\$ 2,108.31	\$ 2,214.00
	Monthly	\$ 3,938	\$ 4,140	\$ 4,347	\$ 4,568	\$ 4,797
	Annual	\$ 47,256	\$ 49,680	\$ 52,164	\$ 54,816	\$ 57,564
38	Hourly	\$ 23.27	\$ 24.46	\$ 25.71	\$ 27.00	\$ 28.37
	Bi-weekly	\$ 1,861.38	\$ 1,956.46	\$ 2,056.62	\$ 2,160.00	\$ 2,269.38
	Monthly	\$ 4,033	\$ 4,239	\$ 4,456	\$ 4,680	\$ 4,917
	Annual	\$ 48,396	\$ 50,868	\$ 53,472	\$ 56,160	\$ 59,004
39	Hourly	\$ 23.88	\$ 25.08	\$ 26.35	\$ 27.68	\$ 29.09
	Bi-weekly	\$ 1,910.77	\$ 2,006.31	\$ 2,108.31	\$ 2,214.00	\$ 2,327.54
	Monthly	\$ 4,140	\$ 4,347	\$ 4,568	\$ 4,797	\$ 5,043
	Annual	\$ 49,680	\$ 52,164	\$ 54,816	\$ 57,564	\$ 60,516
40	Hourly	\$ 24.46	\$ 25.71	\$ 27.00	\$ 28.37	\$ 29.80
	Bi-weekly	\$ 1,956.46	\$ 2,056.62	\$ 2,160.00	\$ 2,269.38	\$ 2,383.85
	Monthly	\$ 4,239	\$ 4,456	\$ 4,680	\$ 4,917	\$ 5,165
	Annual	\$ 50,868	\$ 53,472	\$ 56,160	\$ 59,004	\$ 61,980

# CITY OF PALM SPRINGS

## GENERAL UNIT SALARY SCHEDULE (GU)

2.5% Between Ranges; 5% Between Steps

RANGE	PAY PERIOD	STEP 1	STEP 2	STEP 3	STEP 4	STEP 5
41	Hourly	\$ 25.08	\$ 26.35	\$ 27.68	\$ 29.09	\$ 30.55
	Bi-weekly	\$ 2,006.31	\$ 2,108.31	\$ 2,214.00	\$ 2,327.54	\$ 2,443.85
	Monthly	\$ 4,347	\$ 4,568	\$ 4,797	\$ 5,043	\$ 5,295
	Annual	\$ 52,164	\$ 54,816	\$ 57,564	\$ 60,516	\$ 63,540
42	Hourly	\$ 25.71	\$ 27.00	\$ 28.37	\$ 29.80	\$ 31.32
	Bi-weekly	\$ 2,056.62	\$ 2,160.00	\$ 2,269.38	\$ 2,383.85	\$ 2,505.69
	Monthly	\$ 4,456	\$ 4,680	\$ 4,917	\$ 5,165	\$ 5,429
	Annual	\$ 53,472	\$ 56,160	\$ 59,004	\$ 61,980	\$ 65,148
43	Hourly	\$ 268.66	\$ 27.68	\$ 29.09	\$ 30.55	\$ 32.11
	Bi-weekly	\$ 21,492.92	\$ 2,214.46	\$ 2,327.54	\$ 2,444.31	\$ 2,568.46
	Monthly	\$ 46,568	\$ 4,798	\$ 5,043	\$ 5,296	\$ 5,565
	Annual	\$ 558,816	\$ 57,576	\$ 60,516	\$ 63,552	\$ 66,780
44	Hourly	\$ 27.00	\$ 28.37	\$ 29.80	\$ 31.32	\$ 32.90
	Bi-weekly	\$ 2,160.00	\$ 2,269.38	\$ 2,384.31	\$ 2,505.69	\$ 2,631.69
	Monthly	\$ 4,680	\$ 4,917	\$ 5,166	\$ 5,429	\$ 5,702
	Annual	\$ 56,160	\$ 59,004	\$ 61,992	\$ 65,148	\$ 68,424
45	Hourly	\$ 27.68	\$ 29.09	\$ 30.55	\$ 32.11	\$ 33.73
	Bi-weekly	\$ 2,214.46	\$ 2,327.54	\$ 2,444.31	\$ 2,568.46	\$ 2,698.62
	Monthly	\$ 4,798	\$ 5,043	\$ 5,296	\$ 5,565	\$ 5,847
	Annual	\$ 57,576	\$ 60,516	\$ 63,552	\$ 66,780	\$ 70,164
46	Hourly	\$ 28.37	\$ 29.80	\$ 31.33	\$ 32.90	\$ 34.58
	Bi-weekly	\$ 2,269.38	\$ 2,384.31	\$ 2,506.15	\$ 2,631.69	\$ 2,766.00
	Monthly	\$ 4,917	\$ 5,166	\$ 5,430	\$ 5,702	\$ 5,993
	Annual	\$ 59,004	\$ 61,992	\$ 65,160	\$ 68,424	\$ 71,916
47	Hourly	\$ 29.10	\$ 30.55	\$ 32.11	\$ 33.73	\$ 35.44
	Bi-weekly	\$ 2,328.00	\$ 2,444.31	\$ 2,568.92	\$ 2,698.62	\$ 2,835.23
	Monthly	\$ 5,044	\$ 5,296	\$ 5,566	\$ 5,847	\$ 6,143
	Annual	\$ 60,528	\$ 63,552	\$ 66,792	\$ 70,164	\$ 73,716
48	Hourly	\$ 29.80	\$ 31.33	\$ 32.90	\$ 34.58	\$ 36.32
	Bi-weekly	\$ 2,384.31	\$ 2,506.15	\$ 2,631.69	\$ 2,766.00	\$ 2,905.85
	Monthly	\$ 5,166	\$ 5,430	\$ 5,702	\$ 5,993	\$ 6,296
	Annual	\$ 61,992	\$ 65,160	\$ 68,424	\$ 71,916	\$ 75,552

# CITY OF PALM SPRINGS

## GENERAL UNIT SALARY SCHEDULE (GU)

2.5% Between Ranges; 5% Between Steps

RANGE	PAY PERIOD	STEP 1	STEP 2	STEP 3	STEP 4	STEP 5
49	Hourly	\$ 30.55	\$ 32.11	\$ 33.73	\$ 35.44	\$ 37.24
	Bi-weekly	\$ 2,444.31	\$ 2,568.92	\$ 2,698.62	\$ 2,835.23	\$ 2,979.23
	Monthly	\$ 5,296	\$ 5,566	\$ 5,847	\$ 6,143	\$ 6,455
	Annual	\$ 63,552	\$ 66,792	\$ 70,164	\$ 73,716	\$ 77,460
50	Hourly	\$ 31.33	\$ 32.90	\$ 34.58	\$ 36.32	\$ 38.16
	Bi-weekly	\$ 2,506.15	\$ 2,631.69	\$ 2,766.00	\$ 2,905.85	\$ 3,053.08
	Monthly	\$ 5,430	\$ 5,702	\$ 5,993	\$ 6,296	\$ 6,615
	Annual	\$ 65,160	\$ 68,424	\$ 71,916	\$ 75,552	\$ 79,380
51	Hourly	\$ 32.11	\$ 33.73	\$ 35.44	\$ 37.24	\$ 39.10
	Bi-weekly	\$ 2,568.92	\$ 2,698.62	\$ 2,835.23	\$ 2,979.23	\$ 3,127.85
	Monthly	\$ 5,566	\$ 5,847	\$ 6,143	\$ 6,455	\$ 6,777
	Annual	\$ 66,792	\$ 70,164	\$ 73,716	\$ 77,460	\$ 81,324
52	Hourly	\$ 32.90	\$ 34.58	\$ 36.32	\$ 38.16	\$ 40.07
	Bi-weekly	\$ 2,631.69	\$ 2,766.00	\$ 2,905.85	\$ 3,053.08	\$ 3,205.85
	Monthly	\$ 5,702	\$ 5,993	\$ 6,296	\$ 6,615	\$ 6,946
	Annual	\$ 68,424	\$ 71,916	\$ 75,552	\$ 79,380	\$ 83,352
53	Hourly	\$ 33.73	\$ 35.44	\$ 37.24	\$ 39.10	\$ 41.04
	Bi-weekly	\$ 2,698.62	\$ 2,835.23	\$ 2,979.23	\$ 3,127.85	\$ 3,282.92
	Monthly	\$ 5,847	\$ 6,143	\$ 6,455	\$ 6,777	\$ 7,113
	Annual	\$ 70,164	\$ 73,716	\$ 77,460	\$ 81,324	\$ 85,356
54	Hourly	\$ 34.58	\$ 36.32	\$ 38.16	\$ 40.07	\$ 42.07
	Bi-weekly	\$ 2,766.00	\$ 2,905.85	\$ 3,053.08	\$ 3,205.85	\$ 3,365.54
	Monthly	\$ 5,993	\$ 6,296	\$ 6,615	\$ 6,946	\$ 7,292
	Annual	\$ 71,916	\$ 75,552	\$ 79,380	\$ 83,352	\$ 87,504
55	Hourly	\$ 35.44	\$ 37.24	\$ 39.10	\$ 41.04	\$ 43.09
	Bi-weekly	\$ 2,835.23	\$ 2,979.23	\$ 3,127.85	\$ 3,282.92	\$ 3,447.23
	Monthly	\$ 6,143	\$ 6,455	\$ 6,777	\$ 7,113	\$ 7,469
	Annual	\$ 73,716	\$ 77,460	\$ 81,324	\$ 85,356	\$ 89,628
56	Hourly	\$ 36.32	\$ 38.16	\$ 40.07	\$ 42.07	\$ 44.18
	Bi-weekly	\$ 2,905.85	\$ 3,053.08	\$ 3,205.85	\$ 3,365.54	\$ 3,534.46
	Monthly	\$ 6,296	\$ 6,615	\$ 6,946	\$ 7,292	\$ 7,658
	Annual	\$ 75,552	\$ 79,380	\$ 83,352	\$ 87,504	\$ 91,896

# CITY OF PALM SPRINGS

## GENERAL UNIT SALARY SCHEDULE (GU)

2.5% Between Ranges; 5% Between Steps

RANGE	PAY PERIOD	STEP 1	STEP 2	STEP 3	STEP 4	STEP 5
57	Hourly	\$ 37.24	\$ 39.10	\$ 41.04	\$ 43.09	\$ 45.23
	Bi-weekly	\$ 2,979.23	\$ 3,127.85	\$ 3,282.92	\$ 3,447.23	\$ 3,618.46
	Monthly	\$ 6,455	\$ 6,777	\$ 7,113	\$ 7,469	\$ 7,840
	Annual	\$ 77,460	\$ 81,324	\$ 85,356	\$ 89,628	\$ 94,080

58	Hourly	\$ 38.16	\$ 40.07	\$ 42.07	\$ 44.18	\$ 46.38
	Bi-weekly	\$ 3,053.08	\$ 3,205.85	\$ 3,365.54	\$ 3,534.46	\$ 3,710.77
	Monthly	\$ 6,615	\$ 6,946	\$ 7,292	\$ 7,658	\$ 8,040
	Annual	\$ 79,380	\$ 83,352	\$ 87,504	\$ 91,896	\$ 96,480

59	Hourly	\$ 39.10	\$ 41.04	\$ 43.09	\$ 45.23	\$ 47.50
	Bi-weekly	\$ 3,127.85	\$ 3,282.92	\$ 3,447.23	\$ 3,618.46	\$ 3,799.85
	Monthly	\$ 6,777	\$ 7,113	\$ 7,469	\$ 7,840	\$ 8,233
	Annual	\$ 81,324	\$ 85,356	\$ 89,628	\$ 94,080	\$ 98,796

60	Hourly	\$ 40.07	\$ 42.07	\$ 44.18	\$ 46.38	\$ 48.70
	Bi-weekly	\$ 3,205.85	\$ 3,365.54	\$ 3,534.46	\$ 3,710.77	\$ 3,896.31
	Monthly	\$ 6,946	\$ 7,292	\$ 7,658	\$ 8,040	\$ 8,442
	Annual	\$ 83,352	\$ 87,504	\$ 91,896	\$ 96,480	\$ 101,304



**SALARY AND CLASSIFICATION  
SCHEDULE**

**MANAGEMENT**

**FY 2013-14**

# CITY OF PALM SPRINGS

## MANAGEMENT ASSOCIATION OF PALM SPRINGS SALARY SCHEDULE (MAPS)

2.5% Between Ranges; 5% Between Steps

RANGE	WAGE RATE	STEP 1	STEP 2	STEP 3	STEP 4	STEP 5
31	Hourly	\$ 19.21	\$ 20.18	\$ 21.20	\$ 22.29	\$ 23.41
	Bi-weekly	\$ 1,536.92	\$ 1,614.46	\$ 1,695.69	\$ 1,782.92	\$ 1,872.46
	Monthly	\$ 3,330	\$ 3,498	\$ 3,674	\$ 3,863	\$ 4,057
	Annual	\$ 39,960	\$ 41,976	\$ 44,088	\$ 46,356	\$ 48,684

32	Hourly	\$ 19.70	\$ 20.68	\$ 21.72	\$ 22.82	\$ 23.99
	Bi-weekly	\$ 1,576.15	\$ 1,654.62	\$ 1,737.69	\$ 1,825.85	\$ 1,919.08
	Monthly	\$ 3,415	\$ 3,585	\$ 3,765	\$ 3,956	\$ 4,158
	Annual	\$ 40,980	\$ 43,020	\$ 45,180	\$ 47,472	\$ 49,896

33	Hourly	\$ 20.18	\$ 21.20	\$ 22.29	\$ 23.41	\$ 24.61
	Bi-weekly	\$ 1,614.46	\$ 1,695.69	\$ 1,782.92	\$ 1,872.46	\$ 1,968.46
	Monthly	\$ 3,498	\$ 3,674	\$ 3,863	\$ 4,057	\$ 4,265
	Annual	\$ 41,976	\$ 44,088	\$ 46,356	\$ 48,684	\$ 51,180

34	Hourly	\$ 20.68	\$ 21.72	\$ 22.82	\$ 23.99	\$ 25.21
	Bi-weekly	\$ 1,654.62	\$ 1,737.69	\$ 1,825.85	\$ 1,919.08	\$ 2,016.92
	Monthly	\$ 3,585	\$ 3,765	\$ 3,956	\$ 4,158	\$ 4,370
	Annual	\$ 43,020	\$ 45,180	\$ 47,472	\$ 49,896	\$ 52,440

35	Hourly	\$ 21.20	\$ 22.29	\$ 23.41	\$ 24.61	\$ 25.84
	Bi-weekly	\$ 1,695.69	\$ 1,782.92	\$ 1,872.46	\$ 1,968.46	\$ 2,067.23
	Monthly	\$ 3,674	\$ 3,863	\$ 4,057	\$ 4,265	\$ 4,479
	Annual	\$ 44,088	\$ 46,356	\$ 48,684	\$ 51,180	\$ 53,748

36	Hourly	\$ 21.72	\$ 22.82	\$ 23.99	\$ 25.21	\$ 26.49
	Bi-weekly	\$ 1,737.69	\$ 1,825.85	\$ 1,919.08	\$ 2,016.92	\$ 2,118.92
	Monthly	\$ 3,765	\$ 3,956	\$ 4,158	\$ 4,370	\$ 4,591
	Annual	\$ 45,180	\$ 47,472	\$ 49,896	\$ 52,440	\$ 55,092

37	Hourly	\$ 22.29	\$ 23.41	\$ 24.61	\$ 25.84	\$ 27.14
	Bi-weekly	\$ 1,782.92	\$ 1,872.46	\$ 1,968.46	\$ 2,067.23	\$ 2,171.54
	Monthly	\$ 3,863	\$ 4,057	\$ 4,265	\$ 4,479	\$ 4,705
	Annual	\$ 46,356	\$ 48,684	\$ 51,180	\$ 53,748	\$ 56,460

38	Hourly	\$ 22.82	\$ 23.99	\$ 25.21	\$ 26.49	\$ 27.82
	Bi-weekly	\$ 1,825.85	\$ 1,919.08	\$ 2,016.92	\$ 2,118.92	\$ 2,225.54
	Monthly	\$ 3,956	\$ 4,158	\$ 4,370	\$ 4,591	\$ 4,822
	Annual	\$ 47,472	\$ 49,896	\$ 52,440	\$ 55,092	\$ 57,864

39	Hourly	\$ 23.41	\$ 24.61	\$ 25.84	\$ 27.14	\$ 28.53
	Bi-weekly	\$ 1,872.46	\$ 1,968.46	\$ 2,067.23	\$ 2,171.54	\$ 2,282.31
	Monthly	\$ 4,057	\$ 4,265	\$ 4,479	\$ 4,705	\$ 4,945
	Annual	\$ 48,684	\$ 51,180	\$ 53,748	\$ 56,460	\$ 59,340

# CITY OF PALM SPRINGS

## MANAGEMENT ASSOCIATION OF PALM SPRINGS SALARY SCHEDULE (MAPS)

2.5% Between Ranges; 5% Between Steps

RANGE	WAGE RATE	STEP 1	STEP 2	STEP 3	STEP 4	STEP 5
40	Hourly	\$ 23.99	\$ 25.21	\$ 26.49	\$ 27.82	\$ 29.23
	Bi-weekly	\$ 1,919.08	\$ 2,016.92	\$ 2,118.92	\$ 2,225.54	\$ 2,338.15
	Monthly	\$ 4,158	\$ 4,370	\$ 4,591	\$ 4,822	\$ 5,066
	Annual	\$ 49,896	\$ 52,440	\$ 55,092	\$ 57,864	\$ 60,792

41	Hourly	\$ 24.61	\$ 25.84	\$ 27.14	\$ 28.53	\$ 29.96
	Bi-weekly	\$ 1,968.46	\$ 2,067.23	\$ 2,171.54	\$ 2,282.31	\$ 2,396.77
	Monthly	\$ 4,265	\$ 4,479	\$ 4,705	\$ 4,945	\$ 5,193
	Annual	\$ 51,180	\$ 53,748	\$ 56,460	\$ 59,340	\$ 62,316

42	Hourly	\$ 25.21	\$ 26.49	\$ 27.82	\$ 29.23	\$ 30.72
	Bi-weekly	\$ 2,016.92	\$ 2,118.92	\$ 2,225.54	\$ 2,338.15	\$ 2,457.69
	Monthly	\$ 4,370	\$ 4,591	\$ 4,822	\$ 5,066	\$ 5,325
	Annual	\$ 52,440	\$ 55,092	\$ 57,864	\$ 60,792	\$ 63,900

43	Hourly	\$ 25.84	\$ 27.14	\$ 28.53	\$ 29.96	\$ 31.49
	Bi-weekly	\$ 2,067.23	\$ 2,171.54	\$ 2,282.31	\$ 2,396.77	\$ 2,519.54
	Monthly	\$ 4,479	\$ 4,705	\$ 4,945	\$ 5,193	\$ 5,459
	Annual	\$ 53,748	\$ 56,460	\$ 59,340	\$ 62,316	\$ 65,508

44	Hourly	\$ 26.49	\$ 27.82	\$ 29.23	\$ 30.72	\$ 32.27
	Bi-weekly	\$ 2,118.92	\$ 2,225.54	\$ 2,338.15	\$ 2,457.69	\$ 2,581.38
	Monthly	\$ 4,591	\$ 4,822	\$ 5,066	\$ 5,325	\$ 5,593
	Annual	\$ 55,092	\$ 57,864	\$ 60,792	\$ 63,900	\$ 67,116

45	Hourly	\$ 27.14	\$ 28.53	\$ 29.96	\$ 31.49	\$ 33.06
	Bi-weekly	\$ 2,171.54	\$ 2,282.31	\$ 2,396.77	\$ 2,519.54	\$ 2,645.08
	Monthly	\$ 4,705	\$ 4,945	\$ 5,193	\$ 5,459	\$ 5,731
	Annual	\$ 56,460	\$ 59,340	\$ 62,316	\$ 65,508	\$ 68,772

46	Hourly	\$ 27.82	\$ 29.23	\$ 30.72	\$ 32.27	\$ 33.90
	Bi-weekly	\$ 2,225.54	\$ 2,338.15	\$ 2,457.69	\$ 2,581.38	\$ 2,712.00
	Monthly	\$ 4,822	\$ 5,066	\$ 5,325	\$ 5,593	\$ 5,876
	Annual	\$ 57,864	\$ 60,792	\$ 63,900	\$ 67,116	\$ 70,512

47	Hourly	\$ 28.53	\$ 29.96	\$ 31.49	\$ 33.06	\$ 34.75
	Bi-weekly	\$ 2,282.31	\$ 2,396.77	\$ 2,519.54	\$ 2,645.08	\$ 2,779.85
	Monthly	\$ 4,945	\$ 5,193	\$ 5,459	\$ 5,731	\$ 6,023
	Annual	\$ 59,340	\$ 62,316	\$ 65,508	\$ 68,772	\$ 72,276

48	Hourly	\$ 29.23	\$ 30.72	\$ 32.27	\$ 33.90	\$ 35.62
	Bi-weekly	\$ 2,338.15	\$ 2,457.69	\$ 2,581.38	\$ 2,712.00	\$ 2,849.54
	Monthly	\$ 5,066	\$ 5,325	\$ 5,593	\$ 5,876	\$ 6,174
	Annual	\$ 60,792	\$ 63,900	\$ 67,116	\$ 70,512	\$ 74,088



# CITY OF PALM SPRINGS

## MANAGEMENT ASSOCIATION OF PALM SPRINGS SALARY SCHEDULE (MAPS)

2.5% Between Ranges; 5% Between Steps

RANGE	WAGE RATE	STEP 1	STEP 2	STEP 3	STEP 4	STEP 5
49	Hourly	\$ 29.96	\$ 31.49	\$ 33.06	\$ 34.75	\$ 36.50
	Bi-weekly	\$ 2,396.77	\$ 2,519.54	\$ 2,645.08	\$ 2,779.85	\$ 2,920.15
	Monthly	\$ 5,193	\$ 5,459	\$ 5,731	\$ 6,023	\$ 6,327
	Annual	\$ 62,316	\$ 65,508	\$ 68,772	\$ 72,276	\$ 75,924

50	Hourly	\$ 30.72	\$ 32.27	\$ 33.90	\$ 35.62	\$ 37.43
	Bi-weekly	\$ 2,457.69	\$ 2,581.38	\$ 2,712.00	\$ 2,849.54	\$ 2,994.00
	Monthly	\$ 5,325	\$ 5,593	\$ 5,876	\$ 6,174	\$ 6,487
	Annual	\$ 63,900	\$ 67,116	\$ 70,512	\$ 74,088	\$ 77,844

51	Hourly	\$ 31.49	\$ 33.06	\$ 34.75	\$ 36.50	\$ 38.34
	Bi-weekly	\$ 2,519.54	\$ 2,645.08	\$ 2,779.85	\$ 2,920.15	\$ 3,067.38
	Monthly	\$ 5,459	\$ 5,731	\$ 6,023	\$ 6,327	\$ 6,646
	Annual	\$ 65,508	\$ 68,772	\$ 72,276	\$ 75,924	\$ 79,752

52	Hourly	\$ 32.27	\$ 33.90	\$ 35.62	\$ 37.43	\$ 39.32
	Bi-weekly	\$ 2,581.38	\$ 2,712.00	\$ 2,849.54	\$ 2,994.00	\$ 3,145.85
	Monthly	\$ 5,593	\$ 5,876	\$ 6,174	\$ 6,487	\$ 6,816
	Annual	\$ 67,116	\$ 70,512	\$ 74,088	\$ 77,844	\$ 81,792

53	Hourly	\$ 33.06	\$ 34.75	\$ 36.50	\$ 38.34	\$ 40.30
	Bi-weekly	\$ 2,645.08	\$ 2,779.85	\$ 2,920.15	\$ 3,067.38	\$ 3,223.85
	Monthly	\$ 5,731	\$ 6,023	\$ 6,327	\$ 6,646	\$ 6,985
	Annual	\$ 68,772	\$ 72,276	\$ 75,924	\$ 79,752	\$ 83,820

54	Hourly	\$ 33.90	\$ 35.62	\$ 37.43	\$ 39.32	\$ 41.33
	Bi-weekly	\$ 2,712.00	\$ 2,849.54	\$ 2,994.00	\$ 3,145.85	\$ 3,306.00
	Monthly	\$ 5,876	\$ 6,174	\$ 6,487	\$ 6,816	\$ 7,163
	Annual	\$ 70,512	\$ 74,088	\$ 77,844	\$ 81,792	\$ 85,956

55	Hourly	\$ 34.75	\$ 36.50	\$ 38.34	\$ 40.30	\$ 42.35
	Bi-weekly	\$ 2,779.85	\$ 2,920.15	\$ 3,067.38	\$ 3,223.85	\$ 3,388.15
	Monthly	\$ 6,023	\$ 6,327	\$ 6,646	\$ 6,985	\$ 7,341
	Annual	\$ 72,276	\$ 75,924	\$ 79,752	\$ 83,820	\$ 88,092

56	Hourly	\$ 35.62	\$ 37.43	\$ 39.32	\$ 41.33	\$ 43.40
	Bi-weekly	\$ 2,849.54	\$ 2,994.00	\$ 3,145.85	\$ 3,306.00	\$ 3,472.15
	Monthly	\$ 6,174	\$ 6,487	\$ 6,816	\$ 7,163	\$ 7,523
	Annual	\$ 74,088	\$ 77,844	\$ 81,792	\$ 85,956	\$ 90,276

57	Hourly	\$ 36.50	\$ 38.34	\$ 40.30	\$ 42.35	\$ 44.48
	Bi-weekly	\$ 2,920.15	\$ 3,067.38	\$ 3,223.85	\$ 3,388.15	\$ 3,558.00
	Monthly	\$ 6,327	\$ 6,646	\$ 6,985	\$ 7,341	\$ 7,709
	Annual	\$ 75,924	\$ 79,752	\$ 83,820	\$ 88,092	\$ 92,508

# CITY OF PALM SPRINGS

## MANAGEMENT ASSOCIATION OF PALM SPRINGS SALARY SCHEDULE (MAPS)

2.5% Between Ranges; 5% Between Steps

RANGE	WAGE RATE	STEP 1	STEP 2	STEP 3	STEP 4	STEP 5
58	Hourly	\$ 37.43	\$ 39.32	\$ 41.33	\$ 43.40	\$ 45.59
	Bi-weekly	\$ 2,994.00	\$ 3,145.85	\$ 3,306.00	\$ 3,472.15	\$ 3,647.08
	Monthly	\$ 6,487	\$ 6,816	\$ 7,163	\$ 7,523	\$ 7,902
	Annual	\$ 77,844	\$ 81,792	\$ 85,956	\$ 90,276	\$ 94,824

59	Hourly	\$ 38.34	\$ 40.30	\$ 42.35	\$ 44.48	\$ 46.73
	Bi-weekly	\$ 3,067.38	\$ 3,223.85	\$ 3,388.15	\$ 3,558.00	\$ 3,738.46
	Monthly	\$ 6,646	\$ 6,985	\$ 7,341	\$ 7,709	\$ 8,100
	Annual	\$ 79,752	\$ 83,820	\$ 88,092	\$ 92,508	\$ 97,200

60	Hourly	\$ 39.32	\$ 41.33	\$ 43.40	\$ 45.59	\$ 47.90
	Bi-weekly	\$ 3,145.85	\$ 3,306.00	\$ 3,472.15	\$ 3,647.08	\$ 3,832.15
	Monthly	\$ 6,816	\$ 7,163	\$ 7,523	\$ 7,902	\$ 8,303
	Annual	\$ 81,792	\$ 85,956	\$ 90,276	\$ 94,824	\$ 99,636

61	Hourly	\$ 40.30	\$ 42.35	\$ 44.48	\$ 46.73	\$ 49.11
	Bi-weekly	\$ 3,223.85	\$ 3,388.15	\$ 3,558.00	\$ 3,738.46	\$ 3,928.62
	Monthly	\$ 6,985	\$ 7,341	\$ 7,709	\$ 8,100	\$ 8,512
	Annual	\$ 83,820	\$ 88,092	\$ 92,508	\$ 97,200	\$ 102,144

62	Hourly	\$ 41.33	\$ 43.40	\$ 45.59	\$ 47.90	\$ 50.33
	Bi-weekly	\$ 3,306.00	\$ 3,472.15	\$ 3,647.08	\$ 3,832.15	\$ 4,026.00
	Monthly	\$ 7,163	\$ 7,523	\$ 7,902	\$ 8,303	\$ 8,723
	Annual	\$ 85,956	\$ 90,276	\$ 94,824	\$ 99,636	\$ 104,676

63	Hourly	\$ 42.35	\$ 44.48	\$ 46.73	\$ 49.11	\$ 51.58
	Bi-weekly	\$ 3,388.15	\$ 3,558.00	\$ 3,738.46	\$ 3,928.62	\$ 4,126.15
	Monthly	\$ 7,341	\$ 7,709	\$ 8,100	\$ 8,512	\$ 8,940
	Annual	\$ 88,092	\$ 92,508	\$ 97,200	\$ 102,144	\$ 107,280

64	Hourly	\$ 43.40	\$ 45.59	\$ 47.90	\$ 50.33	\$ 52.89
	Bi-weekly	\$ 3,472.15	\$ 3,647.08	\$ 3,832.15	\$ 4,026.00	\$ 4,231.38
	Monthly	\$ 7,523	\$ 7,902	\$ 8,303	\$ 8,723	\$ 9,168
	Annual	\$ 90,276	\$ 94,824	\$ 99,636	\$ 104,676	\$ 110,016

65	Hourly	\$ 44.48	\$ 46.73	\$ 49.11	\$ 51.58	\$ 54.20
	Bi-weekly	\$ 3,558.00	\$ 3,738.46	\$ 3,928.62	\$ 4,126.15	\$ 4,335.69
	Monthly	\$ 7,709	\$ 8,100	\$ 8,512	\$ 8,940	\$ 9,394
	Annual	\$ 92,508	\$ 97,200	\$ 102,144	\$ 107,280	\$ 112,728

66	Hourly	\$ 45.59	\$ 47.90	\$ 50.33	\$ 52.89	\$ 55.54
	Bi-weekly	\$ 3,647.08	\$ 3,832.15	\$ 4,026.00	\$ 4,231.38	\$ 4,443.23
	Monthly	\$ 7,902	\$ 8,303	\$ 8,723	\$ 9,168	\$ 9,627
	Annual	\$ 94,824	\$ 99,636	\$ 104,676	\$ 110,016	\$ 115,524

# CITY OF PALM SPRINGS

## MANAGEMENT ASSOCIATION OF PALM SPRINGS SALARY SCHEDULE (MAPS)

2.5% Between Ranges; 5% Between Steps

RANGE	WAGE RATE	STEP 1	STEP 2	STEP 3	STEP 4	STEP 5
67	Hourly	\$ 46.73	\$ 49.11	\$ 51.58	\$ 54.20	\$ 56.90
	Bi-weekly	\$ 3,738.46	\$ 3,928.62	\$ 4,126.15	\$ 4,335.69	\$ 4,552.15
	Monthly	\$ 8,100	\$ 8,512	\$ 8,940	\$ 9,394	\$ 9,863
	Annual	\$ 97,200	\$ 102,144	\$ 107,280	\$ 112,728	\$ 118,356

68	Hourly	\$ 47.90	\$ 50.33	\$ 52.89	\$ 55.54	\$ 58.32
	Bi-weekly	\$ 3,832.15	\$ 4,026.00	\$ 4,231.38	\$ 4,443.23	\$ 4,665.69
	Monthly	\$ 8,303	\$ 8,723	\$ 9,168	\$ 9,627	\$ 10,109
	Annual	\$ 99,636	\$ 104,676	\$ 110,016	\$ 115,524	\$ 121,308

69	Hourly	\$ 49.11	\$ 51.58	\$ 54.20	\$ 56.90	\$ 59.73
	Bi-weekly	\$ 3,928.62	\$ 4,126.15	\$ 4,335.69	\$ 4,552.15	\$ 4,778.77
	Monthly	\$ 8,512	\$ 8,940	\$ 9,394	\$ 9,863	\$ 10,354
	Annual	\$ 102,144	\$ 107,280	\$ 112,728	\$ 118,356	\$ 124,248

70	Hourly	\$ 50.33	\$ 52.89	\$ 55.54	\$ 58.32	\$ 61.23
	Bi-weekly	\$ 4,026.00	\$ 4,231.38	\$ 4,443.23	\$ 4,665.69	\$ 4,898.31
	Monthly	\$ 8,723	\$ 9,168	\$ 9,627	\$ 10,109	\$ 10,613
	Annual	\$ 104,676	\$ 110,016	\$ 115,524	\$ 121,308	\$ 127,356

71	Hourly	\$ 51.58	\$ 54.16	\$ 56.90	\$ 59.73	\$ 62.72
	Bi-weekly	\$ 4,126.15	\$ 4,332.46	\$ 4,552.15	\$ 4,778.77	\$ 5,017.38
	Monthly	\$ 8,940	\$ 9,387	\$ 9,863	\$ 10,354	\$ 10,871
	Annual	\$ 107,280	\$ 112,644	\$ 118,356	\$ 124,248	\$ 130,452

72	Hourly	\$ 52.89	\$ 55.54	\$ 58.32	\$ 61.23	\$ 64.29
	Bi-weekly	\$ 4,231.38	\$ 4,443.23	\$ 4,665.69	\$ 4,898.31	\$ 5,143.38
	Monthly	\$ 9,168	\$ 9,627	\$ 10,109	\$ 10,613	\$ 11,144
	Annual	\$ 110,016	\$ 115,524	\$ 121,308	\$ 127,356	\$ 133,728

73	Hourly	\$ 54.16	\$ 56.90	\$ 59.73	\$ 62.72	\$ 65.84
	Bi-weekly	\$ 4,332.46	\$ 4,552.15	\$ 4,778.77	\$ 5,017.38	\$ 5,267.54
	Monthly	\$ 9,387	\$ 9,863	\$ 10,354	\$ 10,871	\$ 11,413
	Annual	\$ 112,644	\$ 118,356	\$ 124,248	\$ 130,452	\$ 136,956

74	Hourly	\$ 55.54	\$ 58.32	\$ 61.23	\$ 64.29	\$ 67.51
	Bi-weekly	\$ 4,443.23	\$ 4,665.69	\$ 4,898.31	\$ 5,143.38	\$ 5,400.46
	Monthly	\$ 9,627	\$ 10,109	\$ 10,613	\$ 11,144	\$ 11,701
	Annual	\$ 115,524	\$ 121,308	\$ 127,356	\$ 133,728	\$ 140,412

75	Hourly	\$ 56.90	\$ 59.73	\$ 62.72	\$ 65.84	\$ 69.14
	Bi-weekly	\$ 4,552.15	\$ 4,778.77	\$ 5,017.38	\$ 5,267.54	\$ 5,531.08
	Monthly	\$ 9,863	\$ 10,354	\$ 10,871	\$ 11,413	\$ 11,984
	Annual	\$ 118,356	\$ 124,248	\$ 130,452	\$ 136,956	\$ 143,808

# CITY OF PALM SPRINGS

## MANAGEMENT ASSOCIATION OF PALM SPRINGS SALARY SCHEDULE (MAPS)

2.5% Between Ranges; 5% Between Steps

RANGE	WAGE RATE	STEP 1	STEP 2	STEP 3	STEP 4	STEP 5
76	Hourly	\$ 58.32	\$ 61.23	\$ 64.29	\$ 67.51	\$ 70.88
	Bi-weekly	\$ 4,665.69	\$ 4,898.31	\$ 5,143.38	\$ 5,400.46	\$ 5,670.00
	Monthly	\$ 10,109	\$ 10,613	\$ 11,144	\$ 11,701	\$ 12,285
	Annual	\$ 121,308	\$ 127,356	\$ 133,728	\$ 140,412	\$ 147,420

77	Hourly	\$ 59.73	\$ 62.72	\$ 65.84	\$ 69.14	\$ 72.60
	Bi-weekly	\$ 4,778.77	\$ 5,017.38	\$ 5,267.54	\$ 5,531.08	\$ 5,808.00
	Monthly	\$ 10,354	\$ 10,871	\$ 11,413	\$ 11,984	\$ 12,584
	Annual	\$ 124,248	\$ 130,452	\$ 136,956	\$ 143,808	\$ 151,008

78	Hourly	\$ 61.23	\$ 64.29	\$ 67.51	\$ 70.88	\$ 74.43
	Bi-weekly	\$ 4,898.31	\$ 5,143.38	\$ 5,400.46	\$ 5,670.00	\$ 5,954.31
	Monthly	\$ 10,613	\$ 11,144	\$ 11,701	\$ 12,285	\$ 12,901
	Annual	\$ 127,356	\$ 133,728	\$ 140,412	\$ 147,420	\$ 154,812

79	Hourly	\$ 62.72	\$ 65.84	\$ 69.14	\$ 72.60	\$ 76.22
	Bi-weekly	\$ 5,017.38	\$ 5,267.54	\$ 5,531.08	\$ 5,808.00	\$ 6,097.85
	Monthly	\$ 10,871	\$ 11,413	\$ 11,984	\$ 12,584	\$ 13,212
	Annual	\$ 130,452	\$ 136,956	\$ 143,808	\$ 151,008	\$ 158,544



**SALARY AND CLASSIFICATION  
SCHEDULE**

**POLICE MANAGEMENT**

**FY 2013-14**

# CITY OF PALM SPRINGS

FY 2013-14

## POLICE CAPTAIN - POLICE MANAGEMENT SALARY SCHEDULE (PMX)

2.5% Between Ranges; 5% Between Steps

RANGE	WAGE RATE	STEP 1	STEP 2	STEP 3	STEP 4	STEP 5
73 Police Captain	Hourly	\$ 57.69	\$ 60.61	\$ 63.68	\$ 66.89	\$ 70.28
	Bi-weekly	\$ 4,615.38	\$ 4,848.92	\$ 5,094.00	\$ 5,351.08	\$ 5,622.46
	Monthly	\$ 10,000	\$ 10,506	\$ 11,037	\$ 11,594	\$ 12,182
	Annual	\$ 120,000	\$ 126,072	\$ 132,444	\$ 139,128	\$ 146,184
74	Hourly	\$ 59.13	\$ 62.12	\$ 65.26	\$ 68.57	\$ 72.05
	Bi-weekly	\$ 4,730.31	\$ 4,969.38	\$ 5,220.46	\$ 5,485.38	\$ 5,763.69
	Monthly	\$ 10,249	\$ 10,767	\$ 11,311	\$ 11,885	\$ 12,488
	Annual	\$ 122,988	\$ 129,204	\$ 135,732	\$ 142,620	\$ 149,856
75	Hourly	\$ 60.61	\$ 63.68	\$ 66.89	\$ 70.28	\$ 73.83
	Bi-weekly	\$ 4,848.92	\$ 5,094.00	\$ 5,351.08	\$ 5,622.46	\$ 5,906.31
	Monthly	\$ 10,506	\$ 11,037	\$ 11,594	\$ 12,182	\$ 12,797
	Annual	\$ 126,072	\$ 132,444	\$ 139,128	\$ 146,184	\$ 153,564
76	Hourly	\$ 62.12	\$ 65.26	\$ 68.57	\$ 72.05	\$ 75.69
	Bi-weekly	\$ 4,969.38	\$ 5,220.46	\$ 5,485.38	\$ 5,763.69	\$ 6,055.38
	Monthly	\$ 10,767	\$ 11,311	\$ 11,885	\$ 12,488	\$ 13,120
	Annual	\$ 129,204	\$ 135,732	\$ 142,620	\$ 149,856	\$ 157,440
77	Hourly	\$ 63.68	\$ 66.89	\$ 70.28	\$ 73.83	\$ 77.57
	Bi-weekly	\$ 5,094.00	\$ 5,351.08	\$ 5,622.46	\$ 5,906.31	\$ 6,205.85
	Monthly	\$ 11,037	\$ 11,594	\$ 12,182	\$ 12,797	\$ 13,446
	Annual	\$ 132,444	\$ 139,128	\$ 146,184	\$ 153,564	\$ 161,352
78	Hourly	\$ 65.26	\$ 68.57	\$ 72.05	\$ 75.69	\$ 79.51
	Bi-weekly	\$ 5,220.46	\$ 5,485.38	\$ 5,763.69	\$ 6,055.38	\$ 6,360.46
	Monthly	\$ 11,311	\$ 11,885	\$ 12,488	\$ 13,120	\$ 13,781
	Annual	\$ 135,732	\$ 142,620	\$ 149,856	\$ 157,440	\$ 165,372
79	Hourly	\$ 66.89	\$ 70.28	\$ 73.83	\$ 77.57	\$ 81.50
	Bi-weekly	\$ 5,351.08	\$ 5,622.46	\$ 5,906.31	\$ 6,205.85	\$ 6,520.15
	Monthly	\$ 11,594	\$ 12,182	\$ 12,797	\$ 13,446	\$ 14,127
	Annual	\$ 139,128	\$ 146,184	\$ 153,564	\$ 161,352	\$ 169,524

# CITY OF PALM SPRINGS

FY 2013-14

## POLICE LIEUTENANT - POLICE MANAGEMENT SALARY SCHEDULE (PMX-LT)

2.5% Between Ranges; 5% Between Steps

RANGE	WAGE RATE	STEP 1	STEP 2	STEP 3	STEP 4	STEP 5
66  Police Lieutenant	Hourly	\$ 48.78	\$ 51.25	\$ 53.86	\$ 56.58	\$ 59.44
	Bi-weekly	\$ 3,902.31	\$ 4,100.31	\$ 4,308.46	\$ 4,526.77	\$ 4,755.23
	Monthly	\$ 8,455	\$ 8,884	\$ 9,335	\$ 9,808	\$ 10,303
	Annual	\$ 101,460	\$ 106,608	\$ 112,020	\$ 117,696	\$ 123,636
67	Hourly	\$ 50.00	\$ 52.54	\$ 55.19	\$ 57.99	\$ 60.93
	Bi-weekly	\$ 3,999.69	\$ 4,203.23	\$ 4,415.08	\$ 4,639.38	\$ 4,874.77
	Monthly	\$ 8,666	\$ 9,107	\$ 9,566	\$ 10,052	\$ 10,562
	Annual	\$ 103,992	\$ 109,284	\$ 114,792	\$ 120,624	\$ 126,744
68	Hourly	\$ 51.25	\$ 53.86	\$ 56.58	\$ 59.44	\$ 62.44
	Bi-weekly	\$ 4,100.31	\$ 4,308.46	\$ 4,526.77	\$ 4,755.23	\$ 4,995.23
	Monthly	\$ 8,884	\$ 9,335	\$ 9,808	\$ 10,303	\$ 10,823
	Annual	\$ 106,608	\$ 112,020	\$ 117,696	\$ 123,636	\$ 129,876
69	Hourly	\$ 52.54	\$ 55.19	\$ 57.99	\$ 60.93	\$ 64.02
	Bi-weekly	\$ 4,203.23	\$ 4,415.08	\$ 4,639.38	\$ 4,874.77	\$ 5,121.23
	Monthly	\$ 9,107	\$ 9,566	\$ 10,052	\$ 10,562	\$ 11,096
	Annual	\$ 109,284	\$ 114,792	\$ 120,624	\$ 126,744	\$ 133,152
70	Hourly	\$ 53.86	\$ 56.58	\$ 59.44	\$ 62.44	\$ 65.60
	Bi-weekly	\$ 4,308.46	\$ 4,526.77	\$ 4,755.23	\$ 4,995.23	\$ 5,247.69
	Monthly	\$ 9,335	\$ 9,808	\$ 10,303	\$ 10,823	\$ 11,370
	Annual	\$ 112,020	\$ 117,696	\$ 123,636	\$ 129,876	\$ 136,440
71	Hourly	\$ 55.19	\$ 57.99	\$ 60.93	\$ 64.02	\$ 67.24
	Bi-weekly	\$ 4,415.08	\$ 4,639.38	\$ 4,874.77	\$ 5,121.23	\$ 5,379.23
	Monthly	\$ 9,566	\$ 10,052	\$ 10,562	\$ 11,096	\$ 11,655
	Annual	\$ 114,792	\$ 120,624	\$ 126,744	\$ 133,152	\$ 139,860
72	Hourly	\$ 56.58	\$ 59.44	\$ 62.44	\$ 65.60	\$ 68.92
	Bi-weekly	\$ 4,526.77	\$ 4,755.23	\$ 4,995.23	\$ 5,247.69	\$ 5,513.54
	Monthly	\$ 9,808	\$ 10,303	\$ 10,823	\$ 11,370	\$ 11,946
	Annual	\$ 117,696	\$ 123,636	\$ 129,876	\$ 136,440	\$ 143,352
73	Hourly	\$ 57.99	\$ 60.93	\$ 64.02	\$ 67.24	\$ 70.66
	Bi-weekly	\$ 4,639.38	\$ 4,874.77	\$ 5,121.23	\$ 5,379.23	\$ 5,652.46
	Monthly	\$ 10,052	\$ 10,562	\$ 11,096	\$ 11,655	\$ 12,247
	Annual	\$ 120,624	\$ 126,744	\$ 133,152	\$ 139,860	\$ 146,964
74	Hourly	\$ 59.44	\$ 62.44	\$ 65.60	\$ 68.92	\$ 72.42
	Bi-weekly	\$ 4,755.23	\$ 4,995.23	\$ 5,247.69	\$ 5,513.54	\$ 5,793.23
	Monthly	\$ 10,303	\$ 10,823	\$ 11,370	\$ 11,946	\$ 12,552
	Annual	\$ 123,636	\$ 129,876	\$ 136,440	\$ 143,352	\$ 150,624

# CITY OF PALM SPRINGS

FY 2013-14

## POLICE LIEUTENANT - POLICE MANAGEMENT SALARY SCHEDULE (PMX-LT)

2.5% Between Ranges; 5% Between Steps

RANGE	WAGE RATE	STEP 1	STEP 2	STEP 3	STEP 4	STEP 5
75	Hourly	\$ 60.93	\$ 64.02	\$ 67.24	\$ 70.66	\$ 74.22
	Bi-weekly	\$ 4,874.77	\$ 5,121.23	\$ 5,379.23	\$ 5,652.46	\$ 5,937.69
	Monthly	\$ 10,562	\$ 11,096	\$ 11,655	\$ 12,247	\$ 12,865
	Annual	\$ 126,744	\$ 133,152	\$ 139,860	\$ 146,964	\$ 154,380
76	Hourly	\$ 62.44	\$ 65.60	\$ 68.92	\$ 72.42	\$ 76.09
	Bi-weekly	\$ 4,995.23	\$ 5,247.69	\$ 5,513.54	\$ 5,793.23	\$ 6,087.23
	Monthly	\$ 10,823	\$ 11,370	\$ 11,946	\$ 12,552	\$ 13,189
	Annual	\$ 129,876	\$ 136,440	\$ 143,352	\$ 150,624	\$ 158,268
77	Hourly	\$ 64.02	\$ 67.24	\$ 70.66	\$ 74.22	\$ 77.98
	Bi-weekly	\$ 5,121.23	\$ 5,379.23	\$ 5,652.46	\$ 5,937.69	\$ 6,238.62
	Monthly	\$ 11,096	\$ 11,655	\$ 12,247	\$ 12,865	\$ 13,517
	Annual	\$ 133,152	\$ 139,860	\$ 146,964	\$ 154,380	\$ 162,204
78	Hourly	\$ 65.60	\$ 68.92	\$ 72.42	\$ 76.09	\$ 79.93
	Bi-weekly	\$ 5,247.69	\$ 5,513.54	\$ 5,793.23	\$ 6,087.23	\$ 6,394.15
	Monthly	\$ 11,370	\$ 11,946	\$ 12,552	\$ 13,189	\$ 13,854
	Annual	\$ 136,440	\$ 143,352	\$ 150,624	\$ 158,268	\$ 166,248
79	Hourly	\$ 67.24	\$ 70.66	\$ 74.22	\$ 77.98	\$ 81.93
	Bi-weekly	\$ 5,379.23	\$ 5,652.46	\$ 5,937.69	\$ 6,238.62	\$ 6,554.31
	Monthly	\$ 11,655	\$ 12,247	\$ 12,865	\$ 13,517	\$ 14,201
	Annual	\$ 139,860	\$ 146,964	\$ 154,380	\$ 162,204	\$ 170,412





**SALARY AND CLASSIFICATION  
SCHEDULE**

**POLICE SAFETY**

**FY 2013-14**

# CITY OF PALM SPRINGS

## POLICE OFFICER - POLICE SAFETY SALARY SCHEDULE (P)

2.5% Between Ranges; 5% Between Steps

RANGE	WAGE RATE	STEP 1	STEP 2	STEP 3	STEP 4	STEP 5
44	Hourly	\$ 29.19	\$ 30.66	\$ 32.20	\$ 33.85	\$ 35.56
	Bi-weekly	\$ 2,334.92	\$ 2,452.62	\$ 2,576.31	\$ 2,707.85	\$ 2,844.92
	Monthly	\$ 5,059	\$ 5,314	\$ 5,582	\$ 5,867	\$ 6,164
	Annual	\$ 60,708	\$ 63,768	\$ 66,984	\$ 70,404	\$ 73,968
45 Police Officer	Hourly	\$ 29.91	\$ 31.44	\$ 33.02	\$ 34.70	\$ 36.44
	Bi-weekly	\$ 2,392.62	\$ 2,515.38	\$ 2,641.38	\$ 2,775.69	\$ 2,915.54
	Monthly	\$ 5,184	\$ 5,450	\$ 5,723	\$ 6,014	\$ 6,317
	Annual	\$ 62,208	\$ 65,400	\$ 68,676	\$ 72,168	\$ 75,804
46	Hourly	\$ 30.66	\$ 32.20	\$ 33.85	\$ 35.56	\$ 37.36
	Bi-weekly	\$ 2,452.62	\$ 2,576.31	\$ 2,707.85	\$ 2,844.92	\$ 2,988.46
	Monthly	\$ 5,314	\$ 5,582	\$ 5,867	\$ 6,164	\$ 6,475
	Annual	\$ 63,768	\$ 66,984	\$ 70,404	\$ 73,968	\$ 77,700
47	Hourly	\$ 31.44	\$ 33.02	\$ 34.70	\$ 36.44	\$ 38.30
	Bi-weekly	\$ 2,515.38	\$ 2,641.38	\$ 2,775.69	\$ 2,915.54	\$ 3,063.69
	Monthly	\$ 5,450	\$ 5,723	\$ 6,014	\$ 6,317	\$ 6,638
	Annual	\$ 65,400	\$ 68,676	\$ 72,168	\$ 75,804	\$ 79,656
48	Hourly	\$ 32.20	\$ 33.85	\$ 35.56	\$ 37.36	\$ 39.25
	Bi-weekly	\$ 2,576.31	\$ 2,707.85	\$ 2,844.92	\$ 2,988.46	\$ 3,139.85
	Monthly	\$ 5,582	\$ 5,867	\$ 6,164	\$ 6,475	\$ 6,803
	Annual	\$ 66,984	\$ 70,404	\$ 73,968	\$ 77,700	\$ 81,636
49	Hourly	\$ 33.02	\$ 34.70	\$ 36.44	\$ 38.30	\$ 40.25
	Bi-weekly	\$ 2,641.38	\$ 2,775.69	\$ 2,915.54	\$ 3,063.69	\$ 3,219.69
	Monthly	\$ 5,723	\$ 6,014	\$ 6,317	\$ 6,638	\$ 6,976
	Annual	\$ 68,676	\$ 72,168	\$ 75,804	\$ 79,656	\$ 83,712
50	Hourly	\$ 33.85	\$ 35.56	\$ 37.36	\$ 39.25	\$ 41.23
	Bi-weekly	\$ 2,707.85	\$ 2,844.92	\$ 2,988.46	\$ 3,139.85	\$ 3,298.62
	Monthly	\$ 5,867	\$ 6,164	\$ 6,475	\$ 6,803	\$ 7,147
	Annual	\$ 70,404	\$ 73,968	\$ 77,700	\$ 81,636	\$ 85,764
51	Hourly	\$ 34.70	\$ 36.44	\$ 38.30	\$ 40.25	\$ 42.26
	Bi-weekly	\$ 2,775.69	\$ 2,915.54	\$ 3,063.69	\$ 3,219.69	\$ 3,380.77
	Monthly	\$ 6,014	\$ 6,317	\$ 6,638	\$ 6,976	\$ 7,325
	Annual	\$ 72,168	\$ 75,804	\$ 79,656	\$ 83,712	\$ 87,900

# CITY OF PALM SPRINGS

## POLICE OFFICER - POLICE SAFETY SALARY SCHEDULE (P)

2.5% Between Ranges; 5% Between Steps

RANGE	WAGE RATE	STEP 1	STEP 2	STEP 3	STEP 4	STEP 5
52	Hourly	\$ 35.56	\$ 37.36	\$ 39.25	\$ 41.23	\$ 43.35
	Bi-weekly	\$ 2,844.92	\$ 2,988.46	\$ 3,139.85	\$ 3,298.62	\$ 3,468.00
	Monthly	\$ 6,164	\$ 6,475	\$ 6,803	\$ 7,147	\$ 7,514
	Annual	\$ 73,968	\$ 77,700	\$ 81,636	\$ 85,764	\$ 90,168
53	Hourly	\$ 36.44	\$ 38.30	\$ 40.25	\$ 42.26	\$ 44.41
	Bi-weekly	\$ 2,915.54	\$ 3,063.69	\$ 3,219.69	\$ 3,380.77	\$ 3,552.46
	Monthly	\$ 6,317	\$ 6,638	\$ 6,976	\$ 7,325	\$ 7,697
	Annual	\$ 75,804	\$ 79,656	\$ 83,712	\$ 87,900	\$ 92,364
54	Hourly	\$ 37.36	\$ 39.25	\$ 41.23	\$ 43.35	\$ 45.55
	Bi-weekly	\$ 2,988.46	\$ 3,139.85	\$ 3,298.62	\$ 3,468.00	\$ 3,643.85
	Monthly	\$ 6,475	\$ 6,803	\$ 7,147	\$ 7,514	\$ 7,895
	Annual	\$ 77,700	\$ 81,636	\$ 85,764	\$ 90,168	\$ 94,740
55	Hourly	\$ 38.30	\$ 40.25	\$ 42.26	\$ 44.41	\$ 46.67
	Bi-weekly	\$ 3,063.69	\$ 3,219.69	\$ 3,380.77	\$ 3,552.46	\$ 3,733.38
	Monthly	\$ 6,638	\$ 6,976	\$ 7,325	\$ 7,697	\$ 8,089
	Annual	\$ 79,656	\$ 83,712	\$ 87,900	\$ 92,364	\$ 97,068
56	Hourly	\$ 39.25	\$ 41.23	\$ 43.35	\$ 45.55	\$ 47.84
	Bi-weekly	\$ 3,139.85	\$ 3,298.62	\$ 3,468.00	\$ 3,643.85	\$ 3,827.08
	Monthly	\$ 6,803	\$ 7,147	\$ 7,514	\$ 7,895	\$ 8,292
	Annual	\$ 81,636	\$ 85,764	\$ 90,168	\$ 94,740	\$ 99,504
57	Hourly	\$ 40.25	\$ 42.26	\$ 44.41	\$ 46.67	\$ 49.00
	Bi-weekly	\$ 3,219.69	\$ 3,380.77	\$ 3,552.46	\$ 3,733.38	\$ 3,920.31
	Monthly	\$ 6,976	\$ 7,325	\$ 7,697	\$ 8,089	\$ 8,494
	Annual	\$ 83,712	\$ 87,900	\$ 92,364	\$ 97,068	\$ 101,928
58	Hourly	\$ 41.23	\$ 43.35	\$ 45.55	\$ 47.84	\$ 50.23
	Bi-weekly	\$ 3,298.62	\$ 3,468.00	\$ 3,643.85	\$ 3,827.08	\$ 4,018.15
	Monthly	\$ 7,147	\$ 7,514	\$ 7,895	\$ 8,292	\$ 8,706
	Annual	\$ 85,764	\$ 90,168	\$ 94,740	\$ 99,504	\$ 104,472
59	Hourly	\$ 42.26	\$ 44.41	\$ 46.67	\$ 49.00	\$ 51.50
	Bi-weekly	\$ 3,380.77	\$ 3,552.46	\$ 3,733.38	\$ 3,920.31	\$ 4,119.69
	Monthly	\$ 7,325	\$ 7,697	\$ 8,089	\$ 8,494	\$ 8,926
	Annual	\$ 87,900	\$ 92,364	\$ 97,068	\$ 101,928	\$ 107,112

# CITY OF PALM SPRINGS

## POLICE OFFICER - POLICE SAFETY SALARY SCHEDULE (P)

2.5% Between Ranges; 5% Between Steps

RANGE	WAGE RATE	STEP 1	STEP 2	STEP 3	STEP 4	STEP 5
60	Hourly	\$ 43.35	\$ 45.55	\$ 47.84	\$ 50.23	\$ 52.78
	Bi-weekly	\$ 3,468.00	\$ 3,643.85	\$ 3,827.08	\$ 4,018.62	\$ 4,222.62
	Monthly	\$ 7,514	\$ 7,895	\$ 8,292	\$ 8,707	\$ 9,149
	Annual	\$ 90,168	\$ 94,740	\$ 99,504	\$ 104,484	\$ 109,788
61	Hourly	\$ 44.41	\$ 46.67	\$ 49.00	\$ 51.50	\$ 54.12
	Bi-weekly	\$ 3,552.46	\$ 3,733.38	\$ 3,920.31	\$ 4,119.69	\$ 4,329.69
	Monthly	\$ 7,697	\$ 8,089	\$ 8,494	\$ 8,926	\$ 9,381
	Annual	\$ 92,364	\$ 97,068	\$ 101,928	\$ 107,112	\$ 112,572
62	Hourly	\$ 45.55	\$ 47.84	\$ 50.23	\$ 52.78	\$ 55.47
	Bi-weekly	\$ 3,643.85	\$ 3,827.08	\$ 4,018.62	\$ 4,222.62	\$ 4,437.69
	Monthly	\$ 7,895	\$ 8,292	\$ 8,707	\$ 9,149	\$ 9,615
	Annual	\$ 94,740	\$ 99,504	\$ 104,484	\$ 109,788	\$ 115,380
63	Hourly	\$ 46.67	\$ 49.00	\$ 51.50	\$ 54.12	\$ 56.86
	Bi-weekly	\$ 3,733.38	\$ 3,920.31	\$ 4,119.69	\$ 4,329.69	\$ 4,548.46
	Monthly	\$ 8,089	\$ 8,494	\$ 8,926	\$ 9,381	\$ 9,855
	Annual	\$ 97,068	\$ 101,928	\$ 107,112	\$ 112,572	\$ 118,260

RESOLUTION NO. \_\_\_\_\_

A RESOLUTION OF THE CITY COUNCIL OF THE CITY OF PALM SPRINGS, CALIFORNIA, APPROVING THE BUDGET FOR FISCAL YEAR 2013-14 AND SUCH OTHER MATTERS AS REQUIRED.

WHEREAS, pursuant to City Charter Section 901, a budget for Fiscal Year 2013-14 has been prepared by the City Manager, Department Heads, and other City personnel; and

WHEREAS, pursuant to City Charter Section 903 the City Council conducted a duly noticed Public Hearing with respect to the Fiscal Year 2013-14 Budget; and

WHEREAS, the City Council has examined said budget, and considered all written and verbal public comments, and after due deliberations and consideration, made any such amendments in the preliminary budget as it considered desirable; and

WHEREAS, pursuant to City Charter Section 904, the City Council desires to adopt the Budget for Fiscal Year 2013-14.

NOW THEREFORE THE CITY COUNCIL OF THE CITY OF PALM SPRINGS DETERMINES, RESOLVES AND APPROVES AS FOLLOWS:

SECTION 1. The Fiscal Year 2013-14 Budget attached hereto and made a part hereof is hereby approved and effective July 1, 2013.

SECTION 2. The Director of Finance and City Treasurer is authorized to record interfund transfers in accordance with the Summary of Budgeted Interfund Transfers as required to support the activities of each fund.

SECTION 3. The Director of Finance is authorized to record the Fiscal Year 2013-14 Budget and other such accounting entries as may be necessary for proper accounting treatment in accordance with rules and regulations applicable to other City of Palm Springs' funds.

SECTION 4. The payment of demands prior to audit by the Finance Committee and the City Council may be made by the Director of Finance in conformance with the authority provided by Section 37208 of the California Government Code.

SECTION 5. Section II of Resolution No. 18834 Vehicle Replacement Schedule, is hereby suspended for Fiscal Year 2013-14.

SECTION 6. The Director of Finance is authorized and shall carry forward open purchase orders, and unencumbered balances of appropriations not yet expended as continuing appropriations, from Fiscal Year 2012-13 to Fiscal Year 2013-14, with the approval of the City Manager.

SECTION 7. The City Manager and City Clerk are hereby jointly authorized to execute any professional services or sponsorship contract specifically funded by the

Fiscal Year 2013-14 Budget so long as such contract does not exceed the amount so funded. The authority to enter into agreements pursuant to this provision shall be deemed complementary to and consistent with the authority to enter into contracts provided in City Council Resolution No. 20271.

SECTION 8. As a result of any changes to the Recognized Obligation Payment Schedule (ROPS), clawbacks, adjustments to the Redevelopment Property Tax Trust Fund (RPTTF) or the Administrative Cost Allowance (ACA) required of the Successor Agency of the former Community Redevelopment Agency by its Oversight Board, the Riverside County Auditor-Controller, or the State of California or similar actions by those bodies and approved by the Successor Agency and Oversight Board, shall constitute an approved amendment to the City Budget without further action by the City Council.

SECTION 9. The City Manager is hereby authorized to pay any final and non-contested demands of the State of California payable by the City in Fiscal Year 2012-13 and Fiscal Year 2013-14 pursuant to Section 1.85 of Division 24 of the California Health and Safety Code, as amended, and such demand shall constitute an approved amendment to the City budget without further action by the City Council.

SECTION 10. The City Manager is hereby authorized to approve interfund transfers or transfers from fund balance to operating activity accounts for the Risk Management Fund (Fund 540) for Fiscal Year 2013-14 as may be required from time to time. For the purpose of this resolution, interfund transfers include but is not limited to internal service funds.

SECTION 11. The City Manager is hereby authorized to approve interfund transfers and appropriations from fund balance to operating accounts for Fiscal Year 2012-13 and Fiscal Year 2013-14 the purpose of implementing any TOT Incentive agreements approved by the City Council.

SECTION 12. The Director of Finance is authorized, at the end of the Fiscal Year 2012-13 and Fiscal Year 2013-14 through the closing of the accounting records for each such fiscal year, to make and record appropriate interfund transfers and fund balance transfers to appropriation accounts as required to properly account for and balance activity accounts, programs and funds, prior to the completion of the fiscal year audit.

PASSED, APPROVED AND ADOPTED BY THE PALM SPRINGS CITY COUNCIL THIS 15<sup>TH</sup> DAY OF MAY, 2013.

\_\_\_\_\_  
DAVID H. READY, CITY MANAGER

ATTEST:

\_\_\_\_\_  
JAMES THOMPSON, CITY CLERK

CERTIFICATION

STATE OF CALIFORNIA )  
COUNTY OF RIVERSIDE ) ss.  
CITY OF PALM SPRINGS )

I, JAMES THOMPSON, City Clerk of the City of Palm Springs, hereby certify that Resolution No. \_\_\_\_\_ is a full, true and correct copy, and was duly adopted at a regular meeting of the City Council of the City of Palm Springs on the 15th day of May, 2013, by the following vote:

AYES:  
NOES:  
ABSENT:  
ABSTAIN:

\_\_\_\_\_  
JAMES THOMPSON, CITY CLERK  
City of Palm Springs, California

**CITY OF PALM SPRINGS  
APPROPRIATION SUMMARY BY FUND TYPE & ACTIVITY  
FISCAL YEAR 2013-2014 BUDGET**

<b>OPERATING FUNDS:</b>		
<b>DEPT</b>	<b>ACTIVITY</b>	<b>APPROPRIATION</b>
<b>GENERAL FUND - 001</b>		
1010	City Council	\$ 627,539
1100	City Manager / Administration	653,315
1113	Development Services	0
1114	Neighborhood Involvement	175,644
1120	Information Technology	1,159,826
1150	Chief of Staff/City Clerk	953,634
1160	Human Resources	423,417
1180	Rent Control	42,400
1200	City Attorney	706,351
1220	Compensation Liability Reduction	1,060,000
1231	Public Affairs/PSCTV	284,328
1261	Document Management	166,962
1300	Finance Administration	2,595,272
1330	Procurement	511,957
1400	Community and Economic Development	1,094,870
1402	Homeless Program	103,000
2101	GPSCVB	400,000
2116	Visitor Info Center	5,000
2117	Tourism	1,950,000
2118	Special Events	218,550
2119	Special Contributions	70,000
2120	Event Sponsorship (International Film Festival Title Sponsor)	350,000
2180	Convention Center	6,788,990
2197	Plaza Theatre	53,890
3010+	Police	19,661,999
3304	Animal Control	452,304
3305	Animal Shelter	1,012,763
3400	911 Dispatch Center	1,209,921
3520+	Fire	11,583,905
4151	Planning	1,203,933
4161	Building & Safety	2,131,731
4171	Engineering	1,923,811
4201+	Street Maintenance/Lighting	2,387,701
4210	Downtown Experience Maintenance	1,168,795
4240	Street Cleaning	27,000
4471	Railroad Station	70,180
2451	Parks Maintenance	3,332,405
2510+	Recreation	3,421,537
2710	Library	2,427,335
	<b>Total General Fund</b>	<b>\$ 72,410,265</b>
	<b>Interfund Transfers Out</b>	<b>\$ 11,389,221</b>
	<b>Total Appropriations and Interfund Transfers Out</b>	<b>\$ 83,799,486</b>



**CITY OF PALM SPRINGS  
APPROPRIATION SUMMARY BY FUND TYPE & ACTIVITY  
FISCAL YEAR 2013-2014 BUDGET**

<b>SPECIAL REVENUE FUNDS:</b>		
<b>DEPT</b>	<b>ACTIVITY</b>	<b>APPROPRIATION</b>
<b>FORFEITED ASSETS FUND - 120</b>		
3012	Police Administration	\$ 2,000
<b>SAFETY AUGMENTATION FUND - 121</b>		
3013	Police Administration	\$ 415,381
3523	Fire Administration	321,503
	<b>Total Safety Augmentation</b>	<b>\$ 736,884</b>
<b>SPECIAL DEVELOPMENT FUND - 123</b>		
4901-4904	Various Tracts	\$ -
<b>CSA-152 FUND - 124</b>		
4242	Street Cleaning	\$ 385,906
<b>RECYCLING FUND - 125</b>		
1280	Franchise Admin./Recycling	\$ 1,145,000
<b>VILLAGEFEST FUND - 127</b>		
2550	VillageFest	\$ 433,346
<b>PARKING FUND - 131</b>		
4461	Parking Control	\$ 143,985
4464	Structure Maintenance	115,711
	<b>Total Parking Control</b>	<b>\$ 259,696</b>
<b>PARKING PROJECTS FUND - 132</b>		
4462	Parking Projects & Programs	\$ 4,000
<b>EMERGENCY RESPONSE FUND - 136</b>		
1291	911 Emergency Response	\$ 1,361,424
<b>COMMUNITY DEVELOPMENT BLOCK GRANT FUND - 137</b>		
4814	CD Block Grant 2012-2013	\$ 311,205
<b>SUSTAINABILITY FUND - 138</b>		
1270	Sustainability	\$ 1,091,615
<b>CFD PUBLIC SAFETY #1 - 140</b>		
3026	CFD Police	\$ 361,100
3526	CFD Fire	244,618
	<b>Total CFD Safety</b>	<b>\$ 605,718</b>
<b>Land/Light/Park Maintenance District - 141</b>		
4310	Land/Light/Park Maintenance District	\$ 199,700
<b>AIR QUALITY MANAGEMENT FUND - 149</b>		
4609	Air Quality Management	\$ 55,000
<b>PUBLIC ARTS FUND - 150</b>		
4408	Art Acquisition	\$ 429,639
<b>LIBRARY TRUST FUND - 151</b>		
2752	Library Trust Fund	\$ 31,100
<b>QUIMBY ACT FEES - 152</b>		
2460	Quimby Park & Recreation	\$ 239,400
<b>SPECIAL PROJECTS FUND - 160</b>		
4509	Police Special Charges	\$ 100,000
<b>SPECIAL GRANTS FUND - 170</b>		
3220	Recovery Act COPS	\$ 28,464
3212	Police AB 109	200,000
	<b>Total Special Grants</b>	<b>\$ 228,464</b>
	<b>Total Special Revenue Funds</b>	<b>\$ 7,620,097</b>

**CITY OF PALM SPRINGS  
APPROPRIATION SUMMARY BY FUND TYPE & ACTIVITY  
FISCAL YEAR 2013-2014 BUDGET**

<b>DEBT SERVICE FUND:</b>		
<b>DEPT</b>	<b>ACTIVITY</b>	<b>APPROPRIATION</b>
<b>ASSESSMENT DISTRICT - 324,325,326,327</b>		
7870	A.D. 157/158 Refi	\$ 15,000
7871	A.D. 161	344,668
7874	A.D. 162	109,228
7875	A.D. 164	284,438
	<b>Total Assessment District</b>	<b>\$ 753,334</b>
<b>MASTER LEASE FUND - 139</b>		
7851	Master Lease	\$ 1,635,649
<b>DEBT SERVICE FUND - 301</b>		
7850	Cal Energy Loan	\$ -
7852	Convention Center Debt	4,343,301
7868	Police Building & Other	152,543
7872	Parking Structure Debt	411,000
7878	Measure J Debt Service	3,200,000
	<b>Total Debt Service Fund</b>	<b>\$ 8,106,844</b>
	<b>Total Debt Service</b>	<b>\$ 10,495,827</b>
<b>CAPITAL PROJECTS FUND:</b>		
<b>FUND</b>	<b>ACTIVITY</b>	<b>APPROPRIATION</b>
<b>SPECIAL GAS TAX FUND - 133</b>		
4298	Improvements (2106 Funds)	\$ 798,078
<b>MEASURE A IMPROVEMENTS FUND - 134</b>		
4497	Regional Measure A	\$ -
4498	Local Measure A	1,854,000
	<b>Total Measure A Fund</b>	<b>\$ 1,854,000</b>
<b>DRAINAGE FUND - 135</b>		
4370	North Zone Drainage	\$ 13,000
4371	Central Zone Drainage	10,000
4372/4373	South and East Zone Drainage	-
4374	Southeast Zone Drainage	-
4375/4377	Eagle Canyon and South Palm Canyon Drainage	-
	<b>Total Drainage Fund</b>	<b>\$ 23,000</b>
<b>MEASURE J IMPROVEMENTS FUND - 260</b>		
1396	Downtown Maintenance & Other Expenditures	\$ 275,000
4500	Capital Projects	9,409,459
	<b>Total Measure J Capital Fund</b>	<b>\$ 9,684,459</b>
	<b>Total Capital Projects Funds</b>	<b>\$ 12,359,537</b>

**CITY OF PALM SPRINGS  
APPROPRIATION SUMMARY BY FUND TYPE & ACTIVITY  
FISCAL YEAR 2013-2014 BUDGET**

**ENTERPRISE FUNDS**

<b>DEPT</b>	<b>ACTIVITY</b>	<b>APPROPRIATION</b>
<b>AIRPORT CUSTOMER FACILITY FUND - 405</b>		
6003	Airport Customer Facility	\$ 480,000
<b>AIRPORT PFC (PASSENGER FACILITY CHARGE) FUND - 410</b>		
6001	PFC Administration	\$ 1,470,289
6277	Series 2006 Debt	1,354,210
6278	Series 2008 Debt Service	963,415
	<b>Total Airport PFC</b>	<b>\$ 3,787,914</b>
<b>AIRPORT FUND - 415</b>		
6002	Airport Administration	2,973,661
6010	Fleet Expenses	142,489
6022	Airport Security	1,312,869
6050	Airside Operations	656,566
6075	Airport Rescue Fire Fighting	2,742,339
6100	Landside Operations	1,448,790
6175	Airport Grounds Maintenance	223,415
6200	Terminal Building Operations	4,527,371
6225	Control Center Operations	3,210,470
6250	Customs	209,580
	<b>Total Airport Fund - 415</b>	<b>\$ 17,447,550</b>
<b>AIRPORT CAPITAL PROJECTS FUND - 416</b>		
6401	Federal Grant Match	\$ 1,176,250
6501	Special Capital Projects	1,358,000
6601	Federal Grants	11,762,500
	<b>Total Airport Fund - 416</b>	<b>\$ 14,296,750</b>
<b>WASTEWATER FUND - 420</b>		
6800	Wastewater Program	\$ 6,424,601
	<b>Total Wastewater Fund</b>	<b>\$ 6,424,601</b>
<b>GOLF COURSE FUND - 430</b>		
7021	Resort & Legends Course Maintenance & Operations	4,610,457
7056	Resort Course Debt Service	943,076
	<b>Total Golf Course Fund</b>	<b>\$ 5,553,533</b>
	<b>Total Enterprise Funds</b>	<b>\$ 47,990,348</b>

**CITY OF PALM SPRINGS  
APPROPRIATION SUMMARY BY FUND TYPE & ACTIVITY  
FISCAL YEAR 2013-2014 BUDGET**

**INTERNAL SERVICE FUNDS**

<u>DEPT</u>	<u>ACTIVITY</u>	<u>APPROPRIATION</u>
<b>FLEET OPERATIONS FUND - 510</b>		
5470	Fleet Operations	\$ 2,815,772
5475	MVR Reserves	455,000
	<b>Total Motor Vehicle Replacement Fund</b>	<b>\$ 3,270,772</b>
<b>FACILITIES MAINTENANCE FUND - 520</b>		
5641	Facilities Maintenance Operation	\$ 3,970,214
<b>RETIREMENT BENEFITS FUND - 530</b>		
5701	Employee Retirement Benefits	\$ 13,453,836
<b>RISK MANAGEMENT FUND - 540</b>		
5902	Employee Benefits	\$ 7,285,174
5903	Workers' Compensation	3,011,492
5904	Liability Insurance	563,700
5905	Property Insurance	1,033,759
5919	Unemployment	252,750
	<b>Total Risk Management</b>	<b>\$ 12,146,875</b>
<b>RETIREE HEALTH INSURANCE FUND - 541</b>		
5912	Retiree Health Insurance	\$ 2,329,759
<b>ENERGY FUND - 550</b>		
5805	Administration	\$ 4,000
5806	Sunrise Plaza Cogeneration	855,186
5807	Municipal Complex Cogeneration	1,740,917
5812	Cooling Tower Co-Gen	153,700
	<b>Total Energy</b>	<b>\$ 2,753,803</b>
	<b>Total Internal Service Funds</b>	<b>\$ 37,925,259</b>
<b>TOTAL FY 13-14 BUDGET (excluding Successor Agency)</b>		<b>\$ 188,801,333</b>

**CITY OF PALM SPRINGS  
SUMMARY OF BUDGETED INTERFUND TRANSFERS AND ADVANCES  
FISCAL YEAR 2013-2014 BUDGET**

	<i>TRANSFERS IN</i>	<i>TRANSFERS OUT</i>
<b>GENERAL FUND (001)</b>		
From Gas Tax Fund (133)	\$ 600,000	
From Airport General Operations (415)	287,500	
To Debt Service Fund (301)		
Police Building and Others		52,543
Traffic Signal Lamps		0
Parking Structure		411,000
Convention Center		0
To Capital Projects		
General Capital Projects		0
To Measure J Capital Fund (260)		9,300,000
To Parking Fund Operations (131)		213,462
To Emergency Response Fund (136)		321,424
To Master Lease Fund (139)		363,472
To Public Safety CFD (140)		270,102
To Golf Course Fund (430)		457,218
<b>Sub Total General Fund</b>	<b>887,500</b>	<b>11,389,221</b>
<b>PARKING FUND OPERATIONS (131)</b>		
From General Fund	213,462	
<b>GAS TAX FUND (133)</b>		
To General Fund		600,000
<b>Emergency Response Fund (136)</b>		
From General Fund	321,424	
<b>MASTER LEASE FUND (139)</b>		
From General Fund	363,472	
<b>PUBLIC SAFETY CFD (140)</b>		
From General Fund	270,102	
<b>MEASURE J CAPITAL (260)</b>		
From General Fund	9,300,000	
To Debt Service Fund		3,200,000
<b>CAPITAL PROJECTS FUND (261)</b>		
From General Fund - General Capital Projects	0	
<b>DEBT SERVICE FUND (301)</b>		
From General Fund	463,543	
From Measure J Capital	3,200,000	
<b>AIRPORT CFC (405)</b>		
To Airport General Operations		2,354,000
<b>AIRPORT GENERAL OPERATIONS FUND (415)</b>		
To General Funds		287,500
To Airport Special Projects Fund		750,000
<b>AIRPORT SPECIAL PROJECTS FUND (416)</b>		
From Airport General Operations	750,000	
From Airport CFC	2,354,000	
<b>GOLF COURSE FUND (430)</b>		
From General Fund	457,218	
	<b>\$ 18,580,721</b>	<b>\$ 18,580,721</b>

**CITY OF PALM SPRINGS  
FY 13-14 ADOPTED BUDGET DETAIL**

Line No.	Fund No.	Dept. No.	Fund/Department Name	FY 12-13 TOTAL	Personnel Costs	Materials, Supp & Services	Special Charges	Debt Service	Capital	FY 13-14 TOTAL	Line No.
1	001	1010	City Council	567,086	423,122	129,250	75,167	0	0	627,539	1
2		1100	City Manager	581,887	559,211	18,100	76,004	0	0	653,315	2
3		1113	Development Services	277,484	0	0	0	0	0	0	3
4		1114	Neighborhood Involvement	158,262	160,646	12,250	2,748	0	0	175,644	4
5		1120	Information Technology	1,082,508	724,602	300,525	134,699	0	0	1,159,826	5
6		1150	Chief of Staff/City Clerk	656,433	693,689	212,170	47,775	0	0	953,634	6
7		1160	Human Resources	382,908	274,834	113,600	34,983	0	0	423,417	7
8		1180	Rent Control	39,385	10,893	5,330	26,177	0	0	42,400	8
9		1200	City Attorney	705,459	0	705,200	1,151	0	0	706,351	9
10		1220	Unallocated Compensation	1,060,000	1,000,000	60,000	0	0	0	1,060,000	10
11		1231	Public Affairs/PSCTV	233,166	233,195	47,020	4,113	0	0	284,328	11
12		1261	Document Management	173,703	0	123,220	43,742	0	0	166,962	12
13		1300	Finance Administration	2,325,337	2,039,506	391,604	164,162	0	0	2,595,272	13
14		1330	Procurement	459,377	441,445	35,500	35,012	0	0	511,957	14
15		1440	Community & Economic Development	962,345	478,972	152,965	123,615	0	339,318	1,094,870	15
16		1402	Homeless Program	103,000	0	103,000	0	0	0	103,000	16
17		2101	PSDR Conven/Visitor	350,000	0	400,000	0	0	0	400,000	17
18		2116	Visitor Info Center	5,000	0	5,000	0	0	0	5,000	18
19		2117	Tourism	1,950,000	0	1,950,000	0	0	0	1,950,000	19
20		2122	Economic Recovery/Development Plan	341,000	0	0	0	0	0	0	20
21		9001	Approp For Contingencies	0	0	0	0	0	0	0	21
22		2118	Special Events	353,550	0	218,550	0	0	0	218,550	22
23		2119	Special Contributions	10,000	0	70,000	0	0	0	70,000	23
24		2120	Event Sponsorship (PS Int'l Film Festival)	350,000	0	350,000	0	0	0	350,000	24
25		2180	Convention Center	6,833,902	0	2,202,816	246,873	4,339,301	0	6,788,990	25
26		2197	Plaza Theatre	0	0	38,700	15,190	0	0	53,890	26
27		4151	Planning	1,063,298	1,080,352	33,008	90,573	0	0	1,203,933	27
28		4161	Building & Safety	1,895,670	1,553,274	445,481	132,976	0	0	2,131,731	28
29		4171	Engineering	1,754,171	1,444,443	287,975	191,143	0	250	1,923,811	29
30		2451	Parks Maintenance	4,129,521	546,415	2,555,472	230,518	0	0	3,332,405	30
31		2510	Recreation Administration	1,556,806	890,309	648,093	193,608	0	0	1,732,010	31
32		2511	Tennis Center	22,500	0	22,500	0	0	0	22,500	32
33		2512	Palm Springs Skate Park	160,000	0	160,000	0	0	0	160,000	33
34		2515	Swim Center	595,138	439,483	149,537	51,924	0	0	640,944	34
35		2516	Demuth Community Center	206,059	155,557	65,729	7,188	0	0	228,474	35
36		2590	James O. Jessie Desert Highland Unity	574,143	514,288	79,000	44,321	0	0	637,609	36
37		2710	Library	2,304,932	1,593,519	653,285	136,731	0	43,800	2,427,335	37
38		3010	Police Administration & Enforcement	16,471,725	15,558,573	717,322	1,813,758	0	0	18,089,653	38
39		3011	Jail Operations	166,752	55,000	105,000	1,403	0	0	161,403	39
40		3019	Downtown Experience - Police	770,034	672,208	12,200	71,342	0	0	755,750	40
41		3020	Recovery Act COPS Match	164,467	0	0	0	0	0	0	41
42		3027	Police - SDF	606,129	647,898	0	7,295	0	0	655,193	42
43		3304	Animal Control	253,742	391,928	17,966	42,410	0	0	452,304	43
44			<b>General Fund Continue</b>								44
			<b>GENERAL FUND</b>								

45	3305	Animal Shelter	951,272	0	995,000	17,763	0	0	1,012,763	45
46	3400	Dispatch Center	1,093,478	1,147,218	28,100	34,603	0	0	1,209,921	46
47	3520	Fire Administration	10,433,848	9,215,326	529,074	1,222,547	0	25,000	10,991,947	47
48	3522	Disaster Preparedness	135,422	21,365	114,728	0	0	0	136,093	48
49	3527	Fire - SDF	495,600	426,560	25,000	4,305	0	0	455,865	49
50	4201	Street Maintenance	1,197,998	825,395	193,885	289,436	0	0	1,308,716	50
51	4210	Downtown Experience Maintenance	0	1,005,985	153,386	9,424	0	0	1,168,795	51
52	4240	Street Cleaning	27,000	0	27,000	0	0	0	27,000	52
53	4301	Street Lighting	1,064,911	0	587,000	491,985	0	0	1,078,985	53
54	4471	Railroad Station	70,106	0	59,500	680	0	10,000	70,180	54
55		<b>TOTAL GENERAL FUND</b>	<b>68,126,514</b>	<b>45,225,211</b>	<b>16,310,041</b>	<b>6,117,344</b>	<b>4,339,301</b>	<b>418,368</b>	<b>72,410,265</b>	55
<b>GENERAL FUND</b>										

**CITY OF PALM SPRINGS  
FY 13-14 ADOPTED BUDGET DETAIL**

Line No.	Fund No.	Dept. No.	Fund/Department Name	FY 12-13 TOTAL	Personnel Costs	Materials, Supplies & Services	Special Charges	Debt Service	Capital	FY 13-14 TOTAL	Line No.
<b>Fund 113</b>			<b>Plaza Theatre</b>								
56	113	2199	Plaza Theatre	90,486	0	0	0	0	0	0	56
57			TOTAL PLAZA THEATRE	90,486	0	0	0	0	0	0	57
<b>Fund 120</b>			<b>Forfeited Assets</b>								
58	120	3012	Forfeited Assets-Police	2,000	0	2,000	0	0	0	2,000	58
59			TOTAL FORFEITED ASSETS	2,000	0	2,000	0	0	0	2,000	59
<b>Fund 121</b>			<b>Safety Augmentation</b>								
60	121	3013	Safety Augmentation-Police	413,656	371,143	0	44,238	0	0	415,381	60
61		3523	Safety Augmentation Fire	187,060	301,158	0	20,345	0	0	321,503	61
62			TOTAL SAFETY AUGMENTATION	600,716	672,301	0	64,583	0	0	736,884	62
<b>Fund 124</b>			<b>CSA 152</b>								
63	124	4242	CSA 152 - Street Cleaning	394,750	140,773	195,450	49,683	0	0	385,906	63
64			TOTAL CSA 152	394,750	140,773	195,450	49,683	0	0	385,906	64
<b>Fund 125</b>			<b>Franchise Adm./Recycling</b>								
65	125	1280	Recycling	144,010	111,075	952,683	7,373	73,869	0	1,145,000	65
66			TOTAL RECYCLING	144,010	111,075	952,683	7,373	73,869	0	1,145,000	66
<b>Fund 127</b>			<b>PS VillageFest</b>								
67	127	2550	VillageFest	431,863	306,014	58,125	69,207	0	0	433,346	67
68			TOTAL VILLAGEFEST	431,863	306,014	58,125	69,207	0	0	433,346	68
<b>Fund 131</b>			<b>Parking</b>								
69	131	4461	Parking Control	119,316	11,024	98,200	34,761	0	0	143,985	69
70		4464	Structure Maintenance	122,646	0	68,100	47,611	0	0	115,711	70
71			TOTAL PARKING CONTROL	241,962	11,024	166,300	82,372	0	0	259,696	71
<b>Fund 132</b>			<b>Parking Capital Programs</b>								
72	132	4462	Parking Projects & Programs	12,114	0	2,995	1,005	0	0	4,000	72
73			TOTAL PARKING CAP. PROGRAMS	12,114	0	2,995	1,005	0	0	4,000	73
<b>Fund 136</b>			<b>911 Emergency Response</b>								
74	136	1291	911 Emergency Response	1,291,423	677,266	335,743	0	348,415	0	1,361,424	74
75			TOTAL 911 EMERGENCY RESP.	1,291,423	677,266	335,743	0	348,415	0	1,361,424	75
<b>Fund 137</b>			<b>Community Dev. Block Grant</b>								
76	137	4815	CD Block Grant	311,205	28,664	26,950	6,627	0	248,964	311,205	76
77			TOTAL COMMUNITY DEV.	311,205	28,664	26,950	6,627	0	248,964	311,205	77
78			<b>SUBTOTAL</b>	<b>\$3,520,529</b>	<b>\$1,947,117</b>	<b>\$1,740,246</b>	<b>\$280,850</b>	<b>\$422,284</b>	<b>\$248,964</b>	<b>\$4,639,461</b>	78

SPECIAL REVENUE FUNDS CONTINUE



**CITY OF PALM SPRINGS  
FY 13-14 ADOPTED BUDGET DETAIL**

Line No.	Fund No.	Dept. No.	Fund/Department Name	FY 12-13 TOTAL	Personnel Costs	Materials, Supplies & Services	Special Charges	Debt Service	Capital	FY 13-14 TOTAL	Line No.
<b>Fund 138 Sustainability</b>											
79	138	1270	Sustainability	751,919	138,590	619,062	60,028	0	273,935	1,091,615	79
80			TOTAL SUSTAINABILITY	751,919	138,590	619,062	60,028	0	273,935	1,091,615	80
<b>Fund 140 CFD Public Safety #1</b>											
81	140	3026	CFD Public Safety Police	343,626	318,745	8,000	34,355	0	0	361,100	81
82	140	3526	CFD Public Safety Fire	242,888	208,772	12,000	23,846	0	0	244,618	82
83			TOTAL CFD PUBLIC SAFETY	586,514	527,517	20,000	58,201	0	0	605,718	83
<b>Fund 141 Land/Lite/Park Maint Dist</b>											
84	141	4609	Land/Lite/Park Maint Dist	219,000	0	199,700	0	0	0	199,700	84
85			LAND/LITE/PART/MAINT DIST	219,000	0	199,700	0	0	0	199,700	85
<b>Fund 149 Air Quality Management</b>											
86	149	4609	Air Quality Management	63,000	0	55,000	0	0	0	55,000	86
87			TOTAL AIR QUALITY	63,000	0	55,000	0	0	0	55,000	87
<b>Fund 150 Public Arts</b>											
88	150	4408	Art Acquisitions	322,061	129,390	183,295	16,954	0	100,000	429,639	88
89			TOTAL PUBLIC ARTS	322,061	129,390	183,295	16,954	0	100,000	429,639	89
<b>Fund 151 Library Endowment</b>											
90	151	2752	Library Trust	31,100	0	1,000	0	0	30,100	31,100	90
91			TOTAL LIBRARY	31,100	0	1,000	0	0	30,100	31,100	91
<b>Fund 152 Quimby Act Fees</b>											
92	152	2460	Quimby Park & Recreation	0	0	0	0	0	239,400	239,400	92
93			TOTAL QUIMBY ACT FEES	0	0	0	0	0	239,400	239,400	93
<b>Fund 160 Special Projects</b>											
94		4509	Police Special Projects	100,000	100,000	0	0	0	0	100,000	94
95			TOTAL SPECIAL PROJECTS	100,000	100,000	0	0	0	0	100,000	95
<b>Fund 170 Special Grants</b>											
96	170	3220	Recovery Act COPS	547,427	28,464	0	0	0	0	28,464	96
97		3212	Police AB 109	0	160,000	40,000	0	0	0	200,000	97
98			TOTAL SPECIAL GRANTS	547,427	188,464	40,000	0	0	0	228,464	98
99			<b>TOTAL SPECIAL REVENUES</b>	<b>\$6,141,550</b>	<b>\$3,031,078</b>	<b>\$2,858,303</b>	<b>\$416,033</b>	<b>\$422,284</b>	<b>\$892,399</b>	<b>\$7,620,097</b>	99
<b>SPECIAL REVENUE FUNDS</b>											

**CITY OF PALM SPRINGS  
FY 13-14 ADOPTED BUDGET DETAIL**

Line No.	Fund No.	Dept. No.	Fund/Department Name	FY 12-13 TOTAL	Personnel Costs	Materials, Supplies & Services	Special Charges	Debt Service	Capital	FY 13-14 TOTAL	Line No.
<b>Fund 139</b>			<b>Master Lease</b>								
100	139	7851	Master Lease	1,634,391	0	3,250	0	1,632,399	0	1,635,649	100
101			TOTAL MASTER LEASE	1,634,391	0	3,250	0	1,632,399	0	1,635,649	101
<b>Fund 301</b>			<b>Debt Service</b>								
102	301	7850	Cal Energy Loan	23,834	0	0	0	0	0	0	102
103		7852	Convention Center Debt	4,348,526	0	4,000	0	4,339,301	0	4,343,301	103
104		7868	Police Building & Other	156,739	0	600	0	151,943	0	152,543	104
105		7872	Parking Structure Debt	428,000	0	3,000	0	408,000	0	411,000	105
106		7877	Erica Motorola 2008	0	0	0	0	0	0	0	106
107		7878	Measure J Debt Service	3,300,000	0	0	0	3,200,000	0	3,200,000	107
108			TOTAL DEBT SERVICE	8,257,099	0	7,600	0	4,899,244	0	8,106,844	108
<b>Fund 324</b>			<b>A.D. 157/158 Refi</b>								
109	324	7870	A.D. 157/158 Refi	97,280	0	11,000	0	4,000	0	15,000	109
110			TOTAL A.D. 157/158	97,280	0	11,000	0	4,000	0	15,000	110
<b>Fund 325</b>			<b>A.D. 161</b>								
111	325	7871	A.D. 161	342,445	0	14,000	0	330,668	0	344,668	111
112			TOTAL A.D. 161	342,445	0	14,000	0	330,668	0	344,668	112
<b>Fund 326</b>			<b>A.D. 162</b>								
113	326	7874	A.D. 162	111,778	0	12,200	0	97,028	0	109,228	113
114			TOTAL A.D. 162	111,778	0	12,200	0	97,028	0	109,228	114
<b>Fund 327</b>			<b>A.D. 164 Mountain Gate II</b>								
115	327	7875	A.D. 164 Mountain Gate II	286,220	0	12,000	0	272,438	0	284,438	115
116			TOTAL A.D. 164	286,220	0	12,000	0	272,438	0	284,438	116
117			TOTAL DEBT SERVICE	10,729,213	0	60,050	0	7,235,777	0	10,495,827	117
<b>DEBT SERVICE - MASTER LEASE, DEBT &amp; ASSESSMENTS</b>											
<b>DEBT SERVICE FUNDS</b>											

**CITY OF PALM SPRINGS  
FY 13-14 ADOPTED BUDGET DETAIL**

Line No.	Fund No.	Dept. No.	Fund/Department Name	FY 12-13 TOTAL	Personnel Costs	Materials, Supplies & Services	Special Charges	Debt Service	Capital	FY 13-14 TOTAL	Line No.
<b>Fund 133</b>			<b>Special Gas Tax Fund</b>								
118	133	4298	Improvements (2106 Funds)	660,999	0	1,650	0	0	796,428	798,078	118
119			TOTAL Special Gas Tax	660,999	0	1,650	0	0	796,428	798,078	119
<b>Fund 134</b>			<b>Measure A Improvements</b>								
120	134	4497	Regional Measure A	0	0	0	0	0	0	0	120
121		4498	Local Measure A	1,606,000	0	0	0	0	1,854,000	1,854,000	121
122			TOTAL MEASURE A	1,606,000	0	0	0	0	1,854,000	1,854,000	122
<b>Fund 135</b>			<b>Drainage Fund</b>								
123	135	4370	North Zone Drainage	13,000	0	0	0	0	13,000	13,000	123
124		4371	Central Zone Drainage	10,000	0	0	0	0	10,000	10,000	124
125		4374	Southeast Zone Drainage	0	0	0	0	0	0	0	125
126			TOTAL DRAINAGE	23,000	0	0	0	0	23,000	23,000	126
<b>Fund 260</b>			<b>Measure J Capital Fund</b>								
127	260	1396	Downtown Maint./Other Exp.	0	0	275,000	0	0	0	275,000	
128		4500	Capital Projects	4,700,000	0	0	0	0	9,409,459	9,409,459	128
129			TOTAL MEASURE J CAPITAL	4,700,000	0	275,000	0	0	9,409,459	9,684,459	129
<b>Fund 261</b>			<b>Capital Projects Fund</b>								
130	261	1395	City Facility Improvements	0	0	0	0	0	0	0	130
131		3200	Police Improvements	0	0	0	0	0	0	0	131
132		3201	Police Grants	0	0	0	0	0	0	0	132
133		3600	Fire Improvements	0	0	0	0	0	0	0	133
134		4491	Street Improvements	0	0	0	0	0	0	0	134
135		2493	Park Improvements	0	0	0	0	0	0	0	135
136			TOTAL CAPITAL	0	0	0	0	0	0	0	136
137			<b>TOTAL CAPITAL PROJECTS</b>	<b>6,989,999</b>	<b>0</b>	<b>276,650</b>	<b>0</b>	<b>0</b>	<b>12,082,887</b>	<b>12,359,537</b>	<b>137</b>
			<b>CAPITAL</b>								
			<b>CAPITAL FUNDS</b>								

**CITY OF PALM SPRINGS  
FY 13-14 PROPOSED BUDGET DETAIL**

Line No.	Fund No.	Dept. No.	Fund/Department Name	FY 12-13 TOTAL	Personnel Costs	Materials, Supplies & Services	Special Charges	Debt Service	Capital	FY 13-14 TOTAL	Line No.
<b>Fund 405 Airport Customer Facility</b>											
138	405	6003	Airport Customer Facility	0	0	0	0	0	480,000	480,000	138
139			TOTAL Airport Customer Facility	0	0	0	0	0	480,000	480,000	139
<b>Fund 410 Airport PFC ( PASSENGER FACILITY CHARGE)</b>											
140	410	6001	PFC Administration	874,408	0	6,000	3,870	1,460,419	0	1,470,289	140
141		6277	Series 2006 Debt Service	930,265	0	10,500	0	1,343,710	0	1,354,210	141
142		6278	Series 2008 Debt Service	635,748	0	12,000	0	951,415	0	963,415	142
143			TOTAL Airport PFC	2,440,421	0	28,500	3,870	3,755,544	0	3,787,914	143
<b>Fund 415 Airport</b>											
144	415	6002	Airport Administration	3,078,695	1,238,604	310,466	1,401,591	5,000	18,000	2,973,661	144
145		6010	Corporate Yard Property	142,489	0	0	142,489	0	0	142,489	145
146		6022	Airport Security	1,202,087	1,072,320	169,837	70,712	0	0	1,312,869	146
147		6050	Airside Operations	472,465	0	491,070	165,496	0	0	656,566	147
148		6075	Airport Rescue - Fire	2,638,434	2,054,900	533,460	148,979	0	5,000	2,742,339	148
149		6100	Landside Operations	1,356,994	0	1,421,871	26,919	0	0	1,448,790	149
150		6175	Grounds Maintenance	193,558	6,500	126,665	90,250	0	0	223,415	150
151		6200	Terminal Bldg Operations	4,092,912	2,563,102	1,799,869	164,400	0	0	4,527,371	151
152		6225	Control Center	2,744,772	2,728,881	394,295	87,294	0	0	3,210,470	152
153		6250	Customs	202,784	0	208,984	596	0	0	209,580	153
154			TOTAL AIRPORT FUND	16,125,190	9,664,307	5,456,517	2,298,726	5,000	23,000	17,447,550	154
<b>Fund 416 Airport Capital Projects</b>											
155	416	6401	Airport Development	576,000	0	0	0	0	1,176,250	1,176,250	155
156		6501	Special Capital Projects	1,559,000	0	0	0	0	1,358,000	1,358,000	156
157		6601	Federal Grants	11,520,000	0	0	0	0	11,762,500	11,762,500	157
158			TOTAL AIRPORT CAPITAL PROJECTS	13,655,000	0	0	0	0	14,296,750	14,296,750	158
<b>AIRPORT</b>											
<b>ENTERPRISE FUNDS</b>											

**CITY OF PALM SPRINGS  
FY 13-14 ADOPTED BUDGET DETAIL**

Line No.	Fund No.	Dept. No.	Fund/Department Name	FY 12-13 TOTAL	Personnel Costs	Materials, Supplies & Services	Special Charges	Debt Service	Capital	FY 13-14 TOTAL	Line No.
<b>Fund 420 Wastewater Treatment Plant</b>											
159	420	6800	Wastewater Program	7,325,209	53,412	4,429,900	791,289	0	1,150,000	6,424,601	159
160			<b>TOTAL WASTEWATER TREATMENT PLANT</b>	<b>7,325,209</b>	<b>53,412</b>	<b>4,429,900</b>	<b>791,289</b>	<b>0</b>	<b>1,150,000</b>	<b>6,424,601</b>	<b>160</b>
<b>Fund 430 Golf Course</b>											
161	430	7021	Resort Course Maint/Operations	4,596,810	0	4,511,641	16,767	0	82,049	4,610,457	161
162		7056	Resort Course Debt Service	952,398	0	0	0	943,076	0	943,076	162
163			<b>TOTAL GOLF COURSE</b>	<b>5,549,208</b>	<b>0</b>	<b>4,511,641</b>	<b>16,767</b>	<b>943,076</b>	<b>82,049</b>	<b>5,553,533</b>	<b>163</b>
164			<b>TOTAL ENTERPRISE FUNDS</b>	<b>45,095,028</b>	<b>9,717,719</b>	<b>14,426,558</b>	<b>3,110,652</b>	<b>4,703,620</b>	<b>16,031,799</b>	<b>47,990,348</b>	<b>164</b>
<b>Fund 510 Fleet Operations</b>											
165	510	5470	Fleet Operations	2,721,344	852,389	1,842,380	113,003	0	8,000	2,815,772	165
166		5471	Riverside County Fleet Mnt	0	0	0	0	0	0	0	166
167		5472	Cathedral City Fire Flt Mnt	0	0	0	0	0	0	0	167
168		5475	Fleet Reserves	431,500	0	120,000	0	275,000	60,000	455,000	168
169			<b>TOTAL FLEET FUND</b>	<b>3,152,844</b>	<b>852,389</b>	<b>1,962,380</b>	<b>113,003</b>	<b>275,000</b>	<b>68,000</b>	<b>3,270,772</b>	<b>169</b>
<b>Fund 520 Facilities Maintenance</b>											
170	520	5641	Facilities Maintenance	3,844,745	1,623,532	2,269,590	77,092	0	0	3,970,214	170
171			<b>TOTAL FACILITIES MNTNCE</b>	<b>3,844,745</b>	<b>1,623,532</b>	<b>2,269,590</b>	<b>77,092</b>	<b>0</b>	<b>0</b>	<b>3,970,214</b>	<b>171</b>

ENTERPRISE FUNDS CONTINUE, INTERNAL SERVICE FUNDS

**CITY OF PALM SPRINGS  
FY 13-14 ADOPTED BUDGET DETAIL**

Fund. Dept. No. No.	Fund/Department Name	FY 12-13 TOTAL	Personnel Costs	Materials, Supplies & Services	Special Charges	Debt Service	Capital	FY 13-14 TOTAL	No.	
<b>Fund 530 Employee Retirement Benefits</b>										
172	530 5701	Employee Retirement Benefits	11,780,284	6,000	11,995,034	0	1,452,802	0	13,453,836	172
173		<b>TOTAL EMPLOYEE RETIREMENT</b>	11,780,284	6,000	11,995,034	0	1,452,802	0	13,453,836	173
<b>Fund 540 Risk Management</b>										
174	540 5902	Employee Benefits	7,069,792	230,550	7,041,953	12,671	0	0	7,285,174	174
175	5903	Workers Compensation	2,953,729	307,457	2,676,490	27,545	0	0	3,011,492	175
176	5904	Liability Insurance	1,025,999	0	525,700	38,000	0	0	563,700	176
177	5905	Property Insurance	972,594	0	1,033,759	0	0	0	1,033,759	177
178	5919	Unemployment	252,750	0	252,750	0	0	0	252,750	178
179		<b>TOTAL RISK MANAGEMENT</b>	12,274,864	538,007	11,530,652	78,216	0	0	12,146,875	179
<b>Fund 541 Retiree Health Insurance</b>										
180	541 5912	Retiree Health Insurance	2,107,818	0	2,329,759	0	0	0	2,329,759	180
181		<b>TOTAL EMPLOYEE RETIREMENT</b>	2,107,818	0	2,329,759	0	0	0	2,329,759	181
<b>Fund 550 Energy</b>										
182	550 5805	Energy Administration	8,958	0	3,000	0	1,000	0	4,000	182
183	5806	Sunrise Plaza Cogen	892,423	0	385,000	384,476	85,710	0	855,186	183
184	5807	Municipal Complex Cogen	1,823,050	0	1,129,800	439,687	171,430	0	1,740,917	184
185	5812	Energy Development	153,700	0	0	0	0	153,700	153,700	185
186		<b>TOTAL ENERGY FUND</b>	2,878,131	0	1,517,800	824,163	258,140	153,700	2,753,803	186
187		<b>TOTAL INTERNAL SERVICE FUNDS</b>	<b>\$ 36,038,686</b>	<b>\$ 3,019,928</b>	<b>\$ 31,605,215</b>	<b>\$ 1,092,474</b>	<b>\$ 1,985,942</b>	<b>\$ 221,700</b>	<b>\$ 37,925,259</b>	187
188		<b>TOTAL FY 13-14 BUDGET</b>	<b>\$ 173,120,990</b>	<b>\$ 60,993,936</b>	<b>\$ 65,536,817</b>	<b>\$ 10,736,503</b>	<b>\$ 18,686,924</b>	<b>\$ 29,647,153</b>	<b>\$ 188,801,333</b>	188
INTERNAL SERVICE FUNDS CONTINUE, GRAND TOTAL			DOES NOT INCLUDE REDEVELOPMENT/SUCCESSOR FUNDS							Page 9

RESOLUTION NO. \_\_\_\_\_

A RESOLUTION OF THE CITY COUNCIL OF THE CITY OF PALM SPRINGS, CALIFORNIA, ACTING SOLELY IN ITS CAPACITY AS THE SUCCESSOR AGENCY TO THE CITY OF PALM SPRINGS COMMUNITY REDEVELOPMENT AGENCY, AND IN ITS CAPACITY AS THE HOUSING SUCCESSOR AGENCY TO THE CITY OF PALM SPRINGS COMMUNITY REDEVELOPMENT AGENCY, APPROVING THE SUCCESSOR AGENCY AND HOUSING SUCCESSOR AGENCY BUDGETS FOR FISCAL YEAR 2013-14, AND OTHER SUCH MATTERS AS REQUIRED.

WHEREAS, in accordance with the provisions of the California Health and Safety Code Section 34173, the City Council of the City of Palm Springs has been designated and has accepted such designation of Successor Agency to the Community Redevelopment Agency of the City of Palm Springs to carry out the purposes of and exercise the powers granted to Successor Agencies; and

WHEREAS, pursuant to California Health and Safety Code Section 34176, the City Council opted to retain the housing assets and functions previously performed by the Community Redevelopment Agency, serving as the Housing Successor Agency to the Palm Springs Community Redevelopment Agency; and

WHEREAS, pursuant to City Charter Section 903 the City Council conducted a duly noticed Public Hearing with respect to the Fiscal Year 2013-14 Budget; and

WHEREAS, the City Council has examined said budget, and considered all written and verbal public comments, and after due deliberations and consideration, made any such amendments in the preliminary budget as it considered desirable; and

WHEREAS, pursuant to City Charter Section 904, the City Council desires to adopt the Budget for Fiscal Year 2013-14.

NOW THEREFORE THE CITY COUNCIL OF THE CITY OF PALM SPRINGS DETERMINES, RESOLVES AND APPROVES AS FOLLOWS:

SECTION 1. The City Council, as the Successor Agency's governing board, has established and approved the Recognized Obligation Payment Schedule (ROPS) for the period of July 1, 2013, to December 31, 2013 (ROPS 13-14A) in the form attached to this Resolution as Exhibit A, and serves as the Fiscal Year 2013-14 Budget for the Successor Agency.

SECTION 2. The Successor Agency hereby recognizes that the ROPS serves as the budget document for the Successor Agency during the designated operative period and appropriated funds as identified, and that the adoption of the ROPS 13-14B by the Successor Agency Board for January 1, 2014, to June 30, 2014, by the Successor

Agency, and its approval by the Oversight Board, shall constitute the adoption of the Successor Agency Budget for the second half of Fiscal Year 2013-2014 without any further action by the Successor Agency.

**SECTION 3.** Any changes to the ROPS, clawbacks, adjustments, or similar actions to the Redevelopment Property Tax Trust Fund (RPTTF), to the Administrative Cost Allowance required by the Oversight Board, the Riverside County Auditor-Controller, or the State of California and approved by Successor Agency, shall constitute an approved amendment to the Successor Agency budget without further action by the Successor Agency.

**SECTION 4.** The Successor Agency and Oversight Board have approved the Administrative Budget for the Successor Agency during the designated operative period and appropriated funds as identified. The Successor Agency Administrative Budget for the period July 1, 2013 to June 30, 2014 is as follows:

	<b>Merged Area 1</b>		<b>Merged Area 2</b>	
	<b>Fund 870</b>	<b>Fund</b>	<b>Fund 871</b>	<b>Fund</b>
<b>SUCCESSOR AGENCY</b>				
40000 Regular Employees	82,868	ACA	92,917	ACA
41600 P.E.R.S. Contribution	25,502	ACA	25,502	ACA
41700 Medicare Tax	1,298	ACA	1,298	ACA
41900 Fringe Benefits	12,964	ACA	12,964	ACA
41920 RHS	180	ACA	180	ACA
<b>Total Personnel Services</b>	<b>122,812</b>		<b>122,812</b>	
<b>OTHER ADMIN COSTS</b>				
Rebate Consulting Services	2,188	ACA	2,188	ACA
	2,188		2,188	
<b>Total Administrative Budget</b>	<b>125,000</b>		<b>125,000</b>	

Note: The 3% ACA (Administrative Cost Allowance under AB X1 26) is included in the ROPS. The other RPTTF (Redevelopment Property Tax Trust Fund) funded items are all contained in the ROPS, including debt service and other enforceable obligations.

**SECTION 5.** The Housing Successor Agency budget for the period July 1, 2013, to June 30, 2014, is approved and adopted as follows:

	<b>Housing</b>
	<b>Fund 874</b>
<b>SUCCESSOR AGENCY</b>	
40000 Regular Employees	163,589
41600 P.E.R.S. Contribution	50,342
41700 Medicare Tax	2,632
41900 Fringe Benefits	27,057
41800 FICA	310
41930 RHS	120
<b>Total Personnel Services</b>	<b>244,050</b>



**OTHER ADMIN COSTS**

42100	Office Supplies	300
42500	Travel and Training	1,500
42720	Building Rental	1,000
43250	Audit Services	606
43220	General Legal Counsel	40,000
42530	Dues and Subscriptions	150
42570	Printing and Publishing	250
43200	Contract Services	40,000
	<b>Total Admin Costs</b>	<b>83,806</b>

Note: ROPS = Items that are included in the Successor Agency ROPS as they are tied to Housing bond issues, which remain a Successor Agency obligation, not a Housing Successor Agency obligation.

SECTION 6. Any changes, clawbacks, or similar actions, to the Housing Successor Agency required by the Oversight Board, the Riverside County Auditor-Controller, or the State of California and approved by Housing Successor Agency, shall constitute an approved amendment to the Housing Successor Agency budget without further action by the Housing Successor Agency.

SECTION 7. The City Manager is hereby authorized to pay any demands of the State of California in Fiscal Year 2012-13 and Fiscal Year 2013-14 pursuant to AB 1X 26, as amended, and such demand shall constitute an approved amendment to the Successor Agency budget without further action by the Successor Agency Board.

SECTION 8. The City Manager and City Clerk are hereby jointly authorized to execute any professional services or contract specifically included in an approved ROPS or the Fiscal Year 2013-14 Budget so long as such contract does not exceed the amount so funded. The authority to enter into agreements pursuant to this provision shall be deemed complementary to and consistent with the authority to enter into contracts provided in City Council Resolution No. 20271.

SECTION 9. The Director of Finance is authorized, at the end of Fiscal Year 2012-13 and Fiscal Year 2013-14 through the closing of the accounting records for each such fiscal year, to make and record appropriate interfund transfers and fund balance transfers to appropriation accounts as required to properly account for and balance activity accounts, programs and funds, prior to the completion of the fiscal year audit.

SECTION 10. In retaining the responsibilities of the Palm Springs Community Redevelopment Agency as provided in California Health and Safety Code §§ 34173 and 34176, the City Council expressly determines, recognizes, reaffirms, and ratifies the statutory limitation on the City and the City Council's liability in retaining the responsibilities of the Palm Springs Community Redevelopment Agency pursuant to AB 1X26. Nothing in this Resolution shall be construed as a commitment, obligation, or debt of the City or any resources, funds, or assets of the City to fund the City's service as the successor agency to the Palm Springs Community Redevelopment Agency as provided in this Resolution.

PASSED, APPROVED, AND ADOPTED BY THE PALM SPRINGS CITY COUNCIL, ACTING SOLELY IN ITS CAPACITY AS THE SUCCESSOR AGENCY TO THE PALM SPRINGS COMMUNITY REDEVELOPMENT AGENCY, THIS 6<sup>TH</sup> DAY OF MARCH, 2013.

\_\_\_\_\_  
David H. Ready, City Manager

ATTEST:

\_\_\_\_\_  
James Thompson, City Clerk

CERTIFICATION

STATE OF CALIFORNIA )  
COUNTY OF RIVERSIDE ) ss.  
CITY OF PALM SPRINGS )

I, JAMES THOMPSON, City Clerk of the City of Palm Springs, hereby certify that Resolution No. \_\_\_\_\_ is a full, true and correct copy, and was duly adopted at a regular meeting of the City Council of the City of Palm Springs on May 15, 2013, by the following vote:

AYES:  
NOES:  
ABSENT:  
ABSTAIN:

\_\_\_\_\_  
James Thompson, City Clerk  
City of Palm Springs, California



March 22, 2013

Mr. John Raymond, Director of Community & Economic Development  
City of Palm Springs  
3200 E. Tahquitz Canyon Way  
Palm Springs, CA 92262

Dear Mr. Raymond:

Subject: Recognized Obligation Payment Schedule

Pursuant to Health and Safety Code (HSC) section 34177 (m), the City of Palm Springs Successor Agency (Agency) submitted a Recognized Obligation Payment Schedule (ROPS 13-14A) to the California Department of Finance (Finance) on February 6, 2013 for the period of July through December 2013. Finance has completed its review of your ROPS 13-14A, which may have included obtaining clarification for various items.

Based on our review, we are approving all of the items listed on your ROPS 13-14A at this time.

The Agency's maximum approved Redevelopment Property Tax Trust Fund (RPTTF) distribution for the reporting period is: \$3,945,947 as summarized below:

<b>Approved RPTTF Distribution Amount</b>	
<b>For the period of July through December 2013</b>	
Total RPTTF funding requested for obligations	\$ 3,920,639
Total approved RPTTF for enforceable obligations	\$ 3,920,639
Plus: Allowable RPTTF distribution for ROPS 13-14A administrative cost	125,000
Minus: ROPS II prior period adjustment	(99,692)
<b>Total RPTTF approved for distribution:</b>	<b>\$ 3,945,947</b>

Pursuant to HSC Section 34186 (a), successor agencies were required to report on the ROPS 13-14A form the estimated obligations and actual payments (prior period adjustments) associated with the July through December 2012 period. HSC Section 34186 (a) also specifies that the prior period adjustments self-reported by successor agencies are subject to audit by the county auditor-controller (CAC) and the State Controller. The amount of RPTTF approved in the above table includes the prior period adjustment resulting from the CAC's audit of the Agency's self-reported prior period adjustment. Please refer to the worksheet used by the CAC to determine the audited prior period adjustment for the Agency.

Please refer to the ROPS 13-14A schedule that was used to calculate the approved RPTTF amount:

Mr. John Raymond  
March 22, 2013  
Page 2

[http://www.dof.ca.gov/redevelopment/ROPS/ROPS 13-14A Forms by Successor Agency/](http://www.dof.ca.gov/redevelopment/ROPS/ROPS%2013-14A%20Forms%20by%20Successor%20Agency/).

This is Finance's final determination related to the enforceable obligations reported on your ROPS for July 1 through December 31, 2013. Finance's determination is effective for this time period only and should not be conclusively relied upon for future periods. All items listed on a future ROPS are subject to a subsequent review and may be denied even if it was or was not denied on this ROPS or a preceding ROPS.

The amount available from the RPTTF is the same as the property tax increment that was available prior to enactment of ABx1 26 and AB 1484. This amount is not and never was an unlimited funding source. Therefore, as a practical matter, the ability to fund the items on the ROPS with property tax is limited to the amount of funding available to the successor agency in the RPTTF.

To the extent proceeds from bonds issued after December 31, 2010 exist and are not encumbered by an enforceable obligation pursuant to 34171 (d), HSC section 34191.4 (c)(2)(B) requires these proceeds be used to defease the bonds or to purchase those same outstanding bonds on the open market for cancellation.

Please direct inquiries to Beliz Chappuie, Supervisor or Anna Kyumba, Lead Analyst at (916) 445-1546.

Sincerely,



STEVE SZALAY  
Local Government Consultant

cc: Mr. Geoffrey Kiehl, Director of Finance, City of Palm Springs  
Ms. Pam Elias, Chief Accountant, Property Tax Division, County of Riverside Auditor  
Controller  
California State Controller's Office

Mr. John Raymond  
March 22, 2013  
Page 3

I:\ROPS 13-14A Letters\Justyn's Suspense\03-23 Palm Springs ROPS 13-14A Letter.docx

Email Addresses of Addressee and ccs:

John.raymond@palmsprings-ca.gov

Geoffrey.kiehl@palmsprings-ca.gov

pelias@co.riverside.ca.us

RDA-SDSupport@sco.ca.gov

## SUCCESSOR AGENCY CONTACT INFORMATION

**238**

**Riverside**

**Palm Springs**

**John**

**Raymond**

**Director of Community and Economic Development**

**3200 E Tahquitz Canyon Way**

**Palm Springs**

**CA**

**92262**

**760-323-8228**

**[john.raymond@palmsprings-ca.gov](mailto:john.raymond@palmsprings-ca.gov)**

**Geoffrey**

**Kiehl**

**Director of Finance**

**760-323-8221**

**[Geoffrey.Kiehl@palmsprings-ca.gov](mailto:Geoffrey.Kiehl@palmsprings-ca.gov)**

**SUMMARY OF RECOGNIZED OBLIGATION PAYMENT SCHEDULE**

Filed for the July 1, 2013 to December 31, 2013 Period

Name of Successor Agency: **PALM SPRINGS (RIVERSIDE)**

Outstanding Debt or Obligation	Total
Total Outstanding Debt or Obligation	\$132,297,528

Current Period Outstanding Debt or Obligation	Six-Month Total
A Available Revenues Other Than Anticipated RPTTF Funding	\$14,000
B Enforceable Obligations Funded with RPTTF	\$3,920,639
C Administrative Allowance Funded with RPTTF	\$125,000
D Total RPTTF Funded (B + C = D)	\$4,045,639
E Total Current Period Outstanding Debt or Obligation (A + B + C = E) <i>Should be same amount as ROPS form six-month total</i>	\$4,059,639
F Enter Total Six-Month Anticipated RPTTF Funding	\$4,500,000
G Variance (F - D = G) <i>Maximum RPTTF Allowable should not exceed Total Anticipated RPTTF Funding</i>	\$454,361

Prior Period (July 1, 2012 through December 31, 2012) Estimated vs. Actual Payments (as required in HSC section 34186 (a))	
H Enter Estimated Obligations Funded by RPTTF ( <i>lesser of Finance's approved RPTTF amount including admin allowance or the actual amount distributed</i> )	\$2,352,404
I Enter Actual Obligations Paid with RPTTF	\$2,127,712
J Enter Actual Administrative Expenses Paid with RPTTF	\$125,000
K Adjustment to Redevelopment Obligation Retirement Fund (H - (I + J) = K)	\$99,692
L Adjustment to RPTTF (D - K = L)	\$3,945,947

Certification of Oversight Board Chairman:

Pursuant to Section 34177(m) of the Health and Safety code,  
I hereby certify that the above is a true and accurate Recognized  
Obligation Payment Schedule for the above named agency.

JAMES THOMPSON CITY CLERK  
Name BOARD CLERK/SECRETARY

/s/ James Thompson 02/06/2013  
Signature Date

PALM SPRINGS (RIVERSIDE)  
 RECOGNIZED OBLIGATION PAYMENT SCHEDULE (ROPS 13-14A)  
 July 1, 2013 through December 31, 2013

Oversight Board Approval Date: February 5, 2013

Item #	Project Name / Debt Obligation	Contract/Agreement Execution Date	Contract/Agreement Termination Date	Payee	Description/Project Scope	Project Area	Total Outstanding Debt or Obligation	Total Due During Fiscal Year 2013-14	Funding Source					Six-Month Total
									Bond Proceeds	Reserve Balance	Admin Allowance	RDTF	Other	
1	2004 Tax Allocation Refunding Bonds, Series A	6/16/2004	9/1/2034	Bank of New York Mellon Trust	Refinance 1994 Tax Allocation Bonds	Merged 1	15,849,556	1,087,178	0	0	0	259,107	0	259,107
2	2007 Tax Allocation Bonds, Series A	9/18/2007	9/1/2034	Bank of New York Mellon Trust	Capital Projects	Merged 1	22,721,940	619,225	0	0	0	154,806	0	154,806
3	2007 Taxable Tax Allocation Bonds, Series B	9/18/2007	9/1/2034	Bank of New York Mellon Trust	Property Acquisition	Merged 1	3,619,965	117,293	0	0	0	29,923	0	29,923
4	SERAF Loans	4/20/2010		Palm Springs Housing Successor	Loans for FY 2009/10 and 2010/11 SERAF Payments	Merged 1	4,055,879	840,000	0	0	0	0	0	0
5	Housing Deferral Repayment			Palm Springs Housing Successor	Pre-1986 Set Aside Deferral	Merged 1	1,537,669	0	0	0	0	0	0	0
6	2004 Convention Center Bonds	6/6/2007	11/1/2034	City of Palm Springs	Agency Contribution to Convention Center Expansion	Merged 1	26,600,000	1,300,000	0	0	0	650,000	0	650,000
7	Contract Services - Financial	9/22/2010		Harrell & Company Advisors	Merged 1 Bonds Disclosure/Rating	Merged 1	105,000	5,000	0	0	0	0	0	0
8	Contract Services - Rebate Calculation	6/4/2010		Willdan Financial Services	Merged 1 Bonds Rebate Consulting Services	Merged 1	25,000	2,000	0	0	0	0	0	0
9	Bond Trustee Fees			Bank of New York Mellon Trust	Merged 1 Bonds Trustee Fees	Merged 1	157,500	7,000	0	0	0	7,000	0	7,000
10	Disposition and Development Agreement	12/5/2006	3/31/2013	Endure Investments	Financial Assistance (Remediation)	Merged 2	0	0	0	0	0	0	0	0
11	Disposition and Development Agreement	12/5/2006	9/3/2012	Endure Investments	Financial Assistance (10 Year)	Merged 1	1,260,000	140,000	0	0	0	140,000	0	140,000
12	Owner Participation Agreement	1/19/2000	6/30/2018	VIP Motors	Financial Assistance	Merged 1	800,000	200,000	0	0	0	0	0	0
13	Pacific Hospitality Judgment	12/6/2012	7/31/2014	Pacific Hospitality	Judgment as Determined by Court	Merged 2	2,761,805	2,400,000	0	0	0	2,000,000	0	2,000,000
14	2004 Tax Allocation Refunding Bonds, Series B	6/16/2004	9/1/2034	Bank of New York Mellon Trust	Refinance 1994 Tax Allocation Bonds	Merged 2	13,238,092	614,256	0	0	0	153,439	0	153,439
15	2007 Taxable Tax Allocation Bonds, Series C	9/18/2007	9/1/2034	Bank of New York Mellon Trust	Property Acquisition	Merged 2	11,366,074	523,526	0	0	0	130,268	0	130,268
16	Agreement for Reimbursement	12/6/2006	6/30/2037	City of Palm Springs	PSL - 236 Lease	Merged 2	3,340,299	122,892	0	0	0	122,892	0	122,892
17	2004 Convention Center Bonds	6/6/2007	11/1/2034	City of Palm Springs	Agency Contribution to Convention Center Expansion	Merged 2	6,600,000	300,000	0	0	0	150,000	0	150,000
18	Contract Services - Financial	9/22/2010		Harrell & Company Advisors	Merged 2 Bonds Disclosure/Rating	Merged 2	105,000	5,000	0	0	0	0	0	0
19	Contract Services - Rebate Calculation	6/4/2010		Willdan Financial Services	Merged 2 Bonds Rebate Consulting Services	Merged 2	25,000	2,000	0	0	0	0	0	0
20	Bond Trustee Fees			Bank of New York Mellon Trust	Merged 2 Bonds Trustee Fees	Merged 2	105,000	4,500	0	0	0	4,500	0	4,500
21	2001 Housing Tax Allocation Bonds	7/31/2001	8/1/2021	Bank of New York Mellon Trust	Refinance 1991 Housing Tax Allocation Bonds	Merged 1/ Merged 2	4,109,830	467,836	0	0	0	116,804	0	116,804
22	Contract Services - Financial	9/22/2010		Harrell & Company Advisors	Housing Bonds Disclosure/Rating	Merged 1/ Merged 2	13,500	1,500	0	0	0	0	0	0
23	Contract Services - Rebate Calculation	6/4/2010		Willdan Financial Services	Housing Bonds Rebate Consulting Services	Merged 1/ Merged 2	5,000	2,600	0	0	0	0	0	0
24	Bond Trustee Fees			Bank of New York Mellon Trust	Housing Bonds Trustee Fees	Merged 1/ Merged 2	20,000	2,500	0	0	0	2,500	0	2,500
25	Contract Services - Audit	4/5/2010		Lance Salt & Loughran	Audit Services	Merged 1/ Merged 2	335,000	16,000	0	0	0	0	6,000	6,000
26	Contract Services - Legal	1/12/2005		Woodruff Spradlin	General Legal Counsel	Merged 1/ Merged 2	30,000	10,000	0	0	0	0	5,000	5,000
27	Contract Services - Financial	1/18/2008		Harrell & Company Advisors	EOPS and ROPS Consulting	Merged 1/ Merged 2	6,000	6,000	0	0	0	0	3,000	3,000
28	Cooperative Agreement	1/18/2011		City of Palm Springs	Liability Insurance	Merged 1/ Merged 2	0	0	0	0	0	0	0	0
29	Cooperative Agreement	1/18/2011		City of Palm Springs	Building Rental	Merged 1/ Merged 2	0	0	0	0	0	0	0	0
30	Cooperative Agreement	1/18/2011		City of Palm Springs	Salaries and Benefits (Above ACA)	Merged 1/ Merged 2	0	0	0	0	0	0	0	0
31	Contract Services - Consulting	1/14/2009		Canyon Commercial Consulting	Downtown Consulting	Merged 1	0	0	0	0	0	0	0	0
32	Lease/Sublease Agreement	1/19/2000	6/30/2018	VIP Motors	Property Lease	Merged 1	3,300,000	660,000	0	0	0	0	0	0
33	Administrative Cost Allowance			City of Palm Springs	Overhead Cost Allocation	Merged 1/ Merged 2	5,250,000	250,000	0	0	125,000	0	0	125,000
34	Loan	5/6/1998		Palm Springs Housing Successor	Loan to Merged Project No. 1	Merged 1	74,316	0	0	0	0	0	0	0
35	Agreement for Reimbursement	10/16/1991		City of Palm Springs Wastewater Fund	Project Costs	Merged 1	413,500	0	0	0	0	0	0	0
36	Agreement for Reimbursement	10/16/1991		City of Palm Springs Wastewater Fund	Project Costs	Merged 2	413,500	0	0	0	0	0	0	0
37	Agreement for Reimbursement	6/22/1993		City of Palm Springs Wastewater Fund	Project Costs	Merged 2	400,000	0	0	0	0	0	0	0
38	City Loan and Interest	6/15/2011		City of Palm Springs	Operating and Administrative Costs	Merged 1	1,559,913	0	0	0	0	0	0	0
39	City Loan and Interest	6/15/2011		City of Palm Springs	Operating and Administrative Costs	Merged 2	103,250	0	0	0	0	0	0	0



PALM SPRINGS (REVERSE)  
Pursuant to Health and Safety Code section 34184 (a)  
PRIOR PERIOD ESTIMATED OBLIGATIONS vs. ACTUAL PAYMENTS  
RECOGNIZED OBLIGATION PAYMENT SCHEDULE (ROPS II)  
July 1, 2012 through December 31, 2012

Item #	Project Name / Debt Obligation	Payee	Description/Project Scope	Project Area	LMIHF		Bond Proceeds		Reserve Balance		Admin Allowance		RPTF		Other	
					Estimate	Actual	Estimate	Actual	Estimate	Actual	Estimate	Actual	Estimate	Actual	Estimate	Actual
#e 1 Line 1	2004 Tax Allocation Refunding Bonds, Series A	Bank of New York Mellon Trust	Refinance 1994 Tax Allocation Bonds	Merged 1	\$0	\$0	\$0	\$0	\$0	\$0	\$227,512	\$125,000	\$2,124,892	\$2,127,712	\$660,000	\$58,863
#e 1 Line 2	2007 Tax Allocation Bonds, Series A	Bank of New York Mellon Trust	Capital Projects	Merged 1									0	0		
#e 1 Line 3	2007 Taxable Tax Allocation Bonds, Series B	Bank of New York Mellon Trust	Property Acquisition	Merged 1									0	0		
#e 1 Line 4	SERAF Loans	Palm Springs Housing Successor	Loans for FY 2009/10 and 2010/11 SERAF Payments	Merged 1									1,052,000	1,052,000		
#e 1 Line 5	Loan	Palm Springs Housing Successor	Loans to Merged Project No. 1	Merged 1									0	0		
#e 1 Line 6	Housing Deferral Repayment	Palm Springs Housing Successor	Pre 1988 Set Aside Deferral	Merged 1									0	0		
#e 1 Line 7	2004 Convention Center Bonds	City of Palm Springs	Agency Contribution to Convention Center Expansion	Merged 1									650,000	650,000		
#e 1 Line 8	Agreement for Reimbursement	City of Palm Springs Wastewater Fund		Merged 1									0	0		
#e 1 Line 9	Contract Services - Financial	Harrall & Company Advisors	Merged 1 Bonds Disclosure /Rating	Merged 1							3,000		0	0		
#e 1 Line 10	Contract Services - Rebate Calculation	Willden Financial Services	Merged 1 Bonds Rebate Consulting Services	Merged 1							2,500		0	0		2,500
#e 1 Line 11	Bond Trustee Fees	Bank of New York Mellon Trust	Merged 1 Bonds Trustee Fees	Merged 1									5,000	6,360		
#e 1 Line 12	Disposition and Development Agreement	Endure Investments	Financial Assistance (Remediation)	Merged 1									0	0		
#e 1 Line 13	Disposition and Development Agreement	Endure Investments	Financial Assistance (150 Year)	Merged 1									140,000	140,000		
#e 1 Line 14	Owner Participation Agreement	VIP Motors	Financial Assistance	Merged 1									0	0		
#e 1 Line 15	Pacific Hospitality Judgment	Pacific Hospitality	Judgment as Determined by Court	Merged 1									0	0		
#e 1 Line 16	2004 Tax Allocation Refunding Bonds, Series B	Bank of New York Mellon Trust	Refinance 1994 Tax Allocation Bonds	Merged 2									0	0		
#e 1 Line 17	2007 Taxable Tax Allocation Bonds, Series C	Bank of New York Mellon Trust	Property Acquisition	Merged 2									0	0		
#e 1 Line 18	Agreement for Reimbursement	City of Palm Springs	PSL - 236 Lease	Merged 2									122,892	122,892		
#e 1 Line 19	2004 Convention Center Bonds	City of Palm Springs	Agency Contribution to Convention Center Expansion	Merged 2									150,000	150,000		
#e 1 Line 20	Agreement for Reimbursement	City of Palm Springs Wastewater Fund		Merged 2									0	0		
#e 1 Line 21	Contract Services - Financial	Harrall & Company Advisors	Merged 2 Bonds Disclosure /Rating	Merged 2									0	0		
#e 1 Line 22	Contract Services - Rebate Calculation	Willden Financial Services	Merged 2 Bonds Rebate Consulting Services	Merged 2							2,500		0	0		
#e 1 Line 23	Bond Trustee Fees	Bank of New York Mellon Trust	Merged 2 Bonds Trustee Fees	Merged 2									2,500	4,340		
#e 1 Line 24	2001 Housing Tax Allocation Bonds	Bank of New York Mellon Trust	Rothman's 1991 Housing Tax Allocation Bonds	Merged1/Merged 2									0	0		
#e 1 Line 25	Contract Services - Financial	Harrall & Company Advisors	Housing Bonds Disclosure /Rating	Merged1/Merged 2									0	0		
#e 1 Line 26	Contract Services - Rebate Calculation	Willden Financial Services	Housing Bonds Rebate Consulting Services	Merged1/Merged 2									0	0		
#e 1 Line 27	Bond Trustee Fees	Bank of New York Mellon Trust	Housing Bonds Trustee Fees	Merged1/Merged 2									2,500	2,320		
#e 1 Line 28	Contract Services - Audit	Lance Soff & Lurjard	Audit Services	Merged1/Merged 2							10,000					6,000
#e 1 Line 29	Contract Services - Legal	Woodruff Spradlin	General Legal Counsel	Merged1/Merged 2							15,000					238
#e 1 Line 30	Contract Services - Financial	Harrall & Company Advisors	EOPR and ROPS Consulting	Merged1/Merged 2							3,000					7,436
#e 2 Line 1	Cooperative Agreement	City of Palm Springs	Liability Insurance	Merged1/Merged 2							4,489					4,489
#e 2 Line 2	Cooperative Agreement	City of Palm Springs	Build/Own Rental	Merged1/Merged 2							7,500					
#e 2 Line 3	Cooperative Agreement	City of Palm Springs	Saleses and Benefits (Above ACA)	Merged1/Merged 2							13,323					
#e 2 Line 4	Contract Services - Consulting	Carvorn Commercial Consulting	Downtown Consulting	Merged 1							43,200		0	0		43,200
#e 3 Line 1	Lease/Sublease Agreement	VIP Motors	Property Lease	Merged 1											660,000	0
#e 4 Line 1	Administrative Cost Allowance	City of Palm Springs	Overhead Cost Allocation	Merged 1/Merged 2							125,000	125,000				

RESOLUTION NO.

A RESOLUTION OF THE CITY COUNCIL OF THE CITY OF PALM SPRINGS, CALIFORNIA, ADOPTING AN APPROPRIATIONS LIMIT FOR THE FISCAL YEAR ENDING JUNE 30, 2014.

WHEREAS Article XIII B of the Constitution of the State of California mandates an appropriation and expenditure limit on various units of government, including the City of Palm Springs; and

WHEREAS that limit has been calculated by the Finance Department of the City of Palm Springs using current guidelines provided by the State Department of Finance; and

WHEREAS the City Council of the City of Palm Springs desires to formally adopt that appropriations limit for the City.

WHEREAS the options for calculation will be California Per Capita Income and the City of Palm Springs population growth;

NOW THEREFORE BE IT RESOLVED by the City Council of the City of Palm Springs that, in accordance with Article XIII B of the Constitution of the State of California, the appropriations limit for the City of Palm Springs for the fiscal year 2013-14 is \$135,131,752.

ADOPTED this 15th day of May, 2013.

\_\_\_\_\_  
David H. Ready, City Manager

ATTEST:

\_\_\_\_\_  
James Thompson, City Clerk

CERTIFICATION

STATE OF CALIFORNIA )  
COUNTY OF RIVERSIDE ) ss.  
CITY OF PALM SPRINGS )

I, JAMES THOMPSON, City Clerk of the City of Palm Springs, hereby certify that Resolution No. \_\_\_\_\_ is a full, true and correct copy, and was duly adopted at a regular meeting of the City Council of the City of Palm Springs on \_\_\_\_\_, by the following vote:

AYES:  
NOES:  
ABSENT:  
ABSTAIN:

\_\_\_\_\_  
James Thompson, City Clerk  
City of Palm Springs, California

**CITY OF PALM SPRINGS  
PUBLIC HEARING NOTIFICATION**



---


Date: May 15 2013  
Subject: Fiscal Year 2013-14 Budget

---

**AFFIDAVIT OF PUBLICATION**

I, Kathie Hart, Chief Deputy City Clerk, of the City of Palm Springs, California, do hereby certify that a copy of the attached Notice of Public Hearing was published in the Desert Sun on May 4, 2013.


I declare under penalty of perjury that the foregoing is true and correct.

  
\_\_\_\_\_  
Kathie Hart, CMC  
Chief Deputy City Clerk

**AFFIDAVIT OF POSTING**

I, Kathie Hart, Chief Deputy City Clerk, of the City of Palm Springs, California, do hereby certify that a copy of the attached Notice of Public Hearing was posted at City Hall, 3200 E. Tahquitz Canyon Drive, on the exterior legal notice posting board, and in the Office of the City Clerk and on May 2, 2013.

I declare under penalty of perjury that the foregoing is true and correct.

  
\_\_\_\_\_  
Kathie Hart, CMC  
Chief Deputy City Clerk

CITY COUNCIL  
CITY OF PALM SPRINGS  
CITY OF PALM SPRINGS AS THE SUCCESSOR AGENCY  
TO THE PALM SPRINGS COMMUNITY REDEVELOPMENT AGENCY  
NOTICE OF PUBLIC HEARING

PROPOSED FISCAL YEAR 2013-14 BUDGET

**NOTICE IS HEREBY GIVEN** that the City Council of the City of Palm Springs and the City Council acting as the Successor Agency for the Community Redevelopment Agency of the City of Palm Springs, California, will hold a public hearing at its meeting of May 15, 2013. The City Council meeting begins at 6:00 p.m. in the Council Chamber at City Hall, 3200 East Tahquitz Canyon Way, Palm Springs.

The purpose of the hearing is to consider the Fiscal Year 2013-14 Budget for City of Palm Springs and the adoption thereof.

**REVIEW OF INFORMATION:** The staff report and other supporting documents regarding this are available for public review at City Hall between the hours of 8:00 a.m. and 6:00 p.m. Monday through Thursday. Please contact the Office of the City Clerk at (760) 323-8204 if you would like to schedule an appointment to review these documents.

**COMMENTS:** Response to this notice may be made verbally at the Public Hearing and/or in writing before the hearing. Written comments may be made to the City Council by letter (for mail or hand delivery) to:

James Thompson, City Clerk  
3200 E. Tahquitz Canyon Way  
Palm Springs, CA 92262

Any challenge of the proposed project in court may be limited to raising only those issues raised at the public hearing described in this notice, or in written correspondence delivered to the City Clerk at, or prior, to the public hearing. (Government Code Section 65009[b][2]).

An opportunity will be given at said hearing for all interested persons to be heard. Questions regarding this case may be directed to Geoffrey S. Kiehl, Director of Finance, at (760) 323-8229.

Si necesita ayuda con esta carta, por favor llame a la Ciudad de Palm Springs y puede hablar con Nadine Fieger telefono (760) 323-8245.

  
JAMES THOMPSON  
City Clerk