

PRELIMINARY PLANT LEGEND

SYMBOL	BOTANICAL NAME	COMMON NAME	SIZE	SPACING	QUANTITY	WATER USE *
TREES						
	ACACIA STENOPHYLLA	SHOESTRING ACACIA	24" BOX	-	11	L
	CERCIDIUM FLORIDUM	BLUE PALO VERDE	24" BOX	-	9	L
	OLEA EUROPEA 'SWAN HILL'	SWAN HILL OLIVE	36" BOX	-	14	M
	PRUNUS C. 'KRAUTER VESUVIUS'	PURPLE LEAF PLUM	24" BOX	-	24	M
	PROSOPIS HYBRID 'PHOENIX'	PHOENIX MESQUITE	24" BOX	-	8	L
	WASHINGTONIA FILIFERA	CALIFORNIA FAN PALM	16" BTH 24" BTH	-	34	M
SHRUBS AND GROUNDCOVERS						
	FICUS MICROCARPA	INDIAN LAUREL FIG	15 GAL.	48" O.C.	48	M
	AGAVE AMERICANA	CENTURY PLANT	15 GAL.	60" O.C.	115	L
	AGAVE ATTENUATA 'BLUE FLAME'	FOXTAIL AGAVE	5 GAL.	24" O.C.	55	L
	ALOE BARBEDENSIS	BARBADOS ALOE	5 GAL.	24" O.C.	97	L
	BOUGAINVILLEA 'LA JOLLA'	RED SHRUB BOUGAINVILLEA	5 GAL.	36" O.C.	545	M
	DASYLIRION WHEELERI	GREY DESERT SPOON	5 GAL.	48" O.C.	30	L
	FOUQUIERIA SPLENDENS	OCOTILLO	15 GAL.	60" O.C.	50	L
	HESPERALOE PARVIFLORA	RED YUCCA	5 GAL.	36" O.C.	28	L
	LANTANA MONTEVIDENSIS	LANTANA	5 GAL.	36" O.C.	199	M
	LEUCOPHYLLUM LANGMANIAE	RIO BRAVO RANGER	5 GAL.	60" O.C.	74	L
	LIRIOPE MUSCARI	BLUE LILY TURF	1 GAL.	24" O.C.	87	M
	MISCANTHUS TRANSMORRISONENSIS	EVERGREEN MISCANTHUS	1 GAL.	48" O.C.	26	M
	MUHLENBERGIA 'REGAL MIST'	PINK MUHLY	1 GAL.	36" O.C.	363	M
	NASSELLA TENUISSIMA	MEXICAN FEATHER GRASS	1 GAL.	36" O.C.	50	L
	NOLINA MICROCARPA	BEARGRASS	1 GAL.	48" O.C.	3	L
	OSMANTHUS FRAGRANS	SWEET OLIVE	5 GAL.	48" O.C.	16	M
	PENNISETUM MACROSTACHYUM	RED RIDING HOOD DWARF FOUNTAIN GRASS	1 GAL.	30" O.C.	16	L
	ROSMARINUS O. 'TUSCAN BLUE'	TUSCAN BLUE ROSEMARY	5 GAL.	30" O.C.	26	M

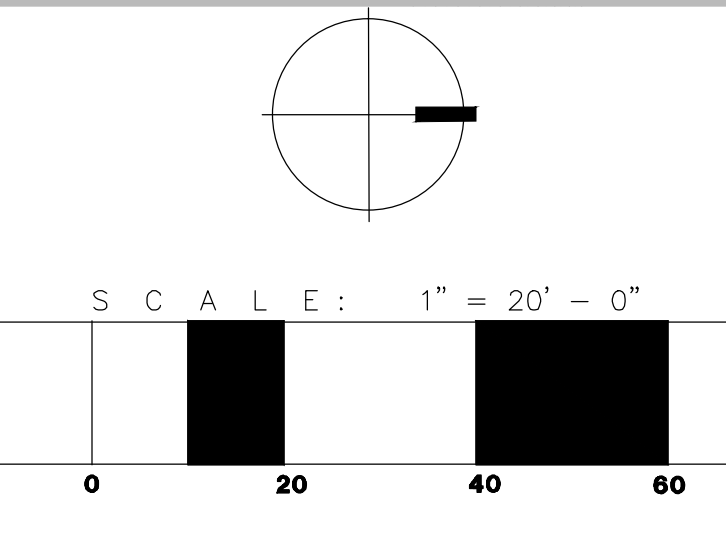
* WATER USE BASED ON WUCOLS III SPECIES EVALUATION LIST 1999 FOR REGION 6.



WESSMAN HOLDINGS PALM SPRINGS
Single-Family Dwellings

DAKOTA

PRELIMINARY LANDSCAPE PLAN



STREETSCAPE AND ENTRY DRIVE



INTERIOR VIEWS



WESSMAN HOLDINGS PALM SPRINGS
Single-Family Dwellings

DAKOTA

STREETSCAPE AND INTERIOR PERSPECTIVES



RIDGE
LANDSCAPE
ARCHITECTS
8841 Research Drive, Suite 200
Irvine, CA 92618
Tel: 949.367.1323
www.ridge-la.com

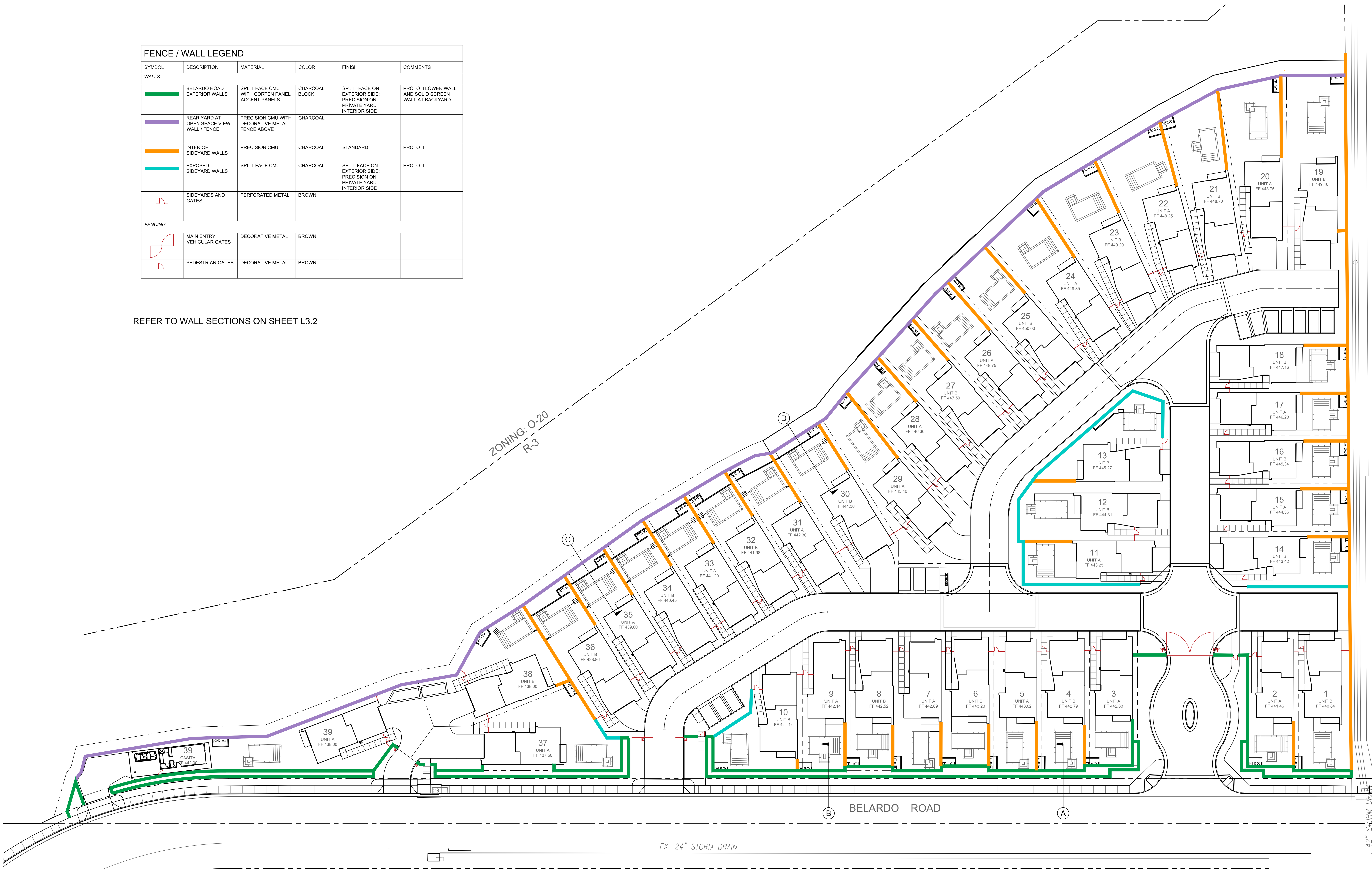
L2.1

DesignARC

03 OCTOBER, 2013
2558 Overland Ave.
Los Angeles, CA 90064-3346
TEL: 310.204.8950
FAX: 310.204.8959

FENCE / WALL LEGEND					
SYMBOL	DESCRIPTION	MATERIAL	COLOR	FINISH	COMMENTS
WALLS					
	BELARDO ROAD EXTERIOR WALLS	SPLIT-FACE CMU WITH CORTEN PANEL ACCENT PANELS	CHARCOAL BLOCK	SPLIT-FACE ON EXTERIOR SIDE; PRECISION ON PRIVATE YARD INTERIOR SIDE	PROTO II LOWER WALL AND SOLID SCREEN WALL AT BACKYARD
	REAR YARD AT OPEN SPACE VIEW WALL / FENCE	PRECISION CMU WITH DECORATIVE METAL FENCE ABOVE	CHARCOAL		
	INTERIOR SIDEYARD WALLS	PRECISION CMU	CHARCOAL	STANDARD	PROTO II
	EXPOSED SIDEYARD WALLS	SPLIT-FACE CMU	CHARCOAL	SPLIT-FACE ON EXTERIOR SIDE; PRECISION ON PRIVATE YARD INTERIOR SIDE	PROTO II
	SIDEYARDS AND GATES	PERFORATED METAL	BROWN		
FENCING					
	MAIN ENTRY VEHICULAR GATES	DECORATIVE METAL	BROWN		
	PEDESTRIAN GATES	DECORATIVE METAL	BROWN		

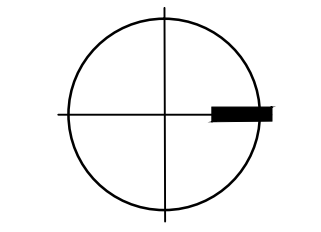
REFER TO WALL SECTIONS ON SHEET L3.2



WESSMAN HOLDINGS PALM SPRINGS
Single-Family Dwellings

PRELIMINARY FENCE & WALL PLAN

DAKOTA



S C A L E : NOT TO SCALE

L3.1

DesignARC

03 OCTOBER, 2013
2558 Overland Ave.
Los Angeles, CA 90064-3346
TEL : 310.204.8950
FAX : 310.204.8959



PERFORATED METAL PANELS & GATES

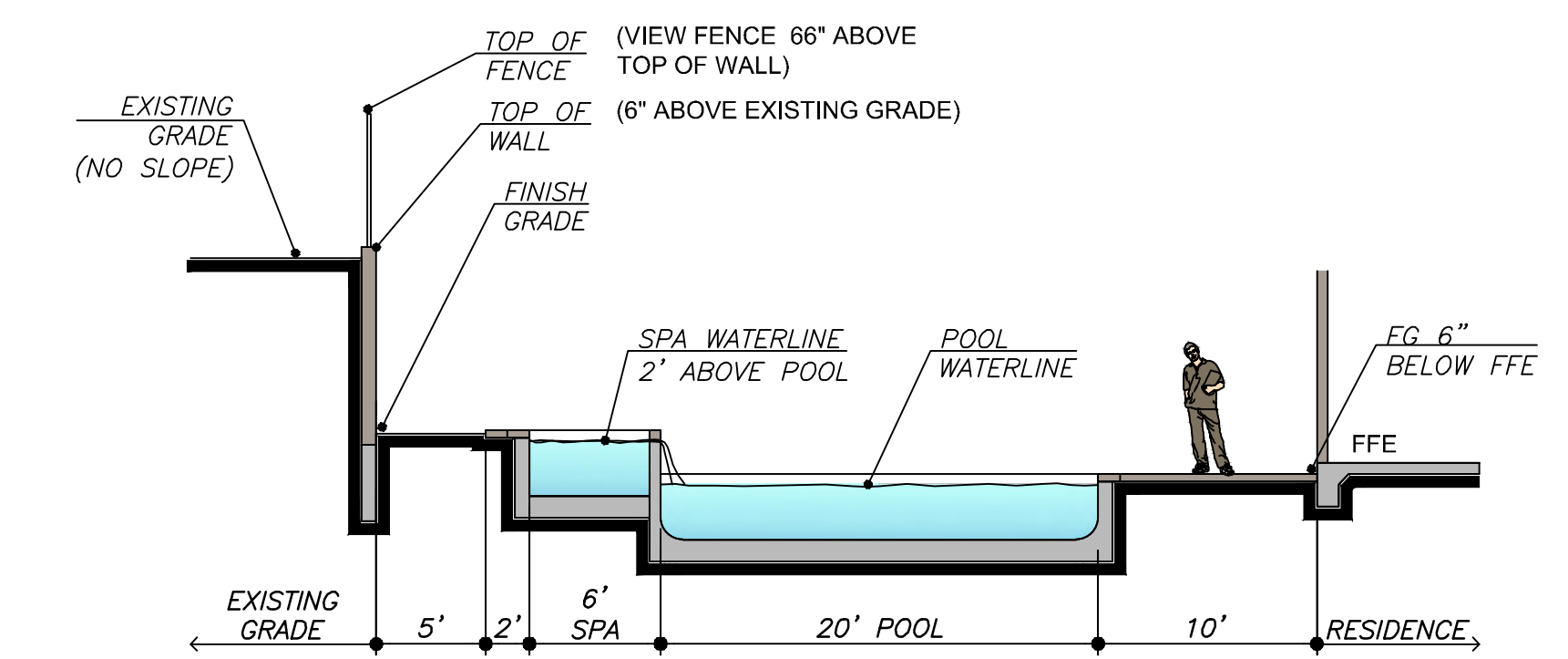
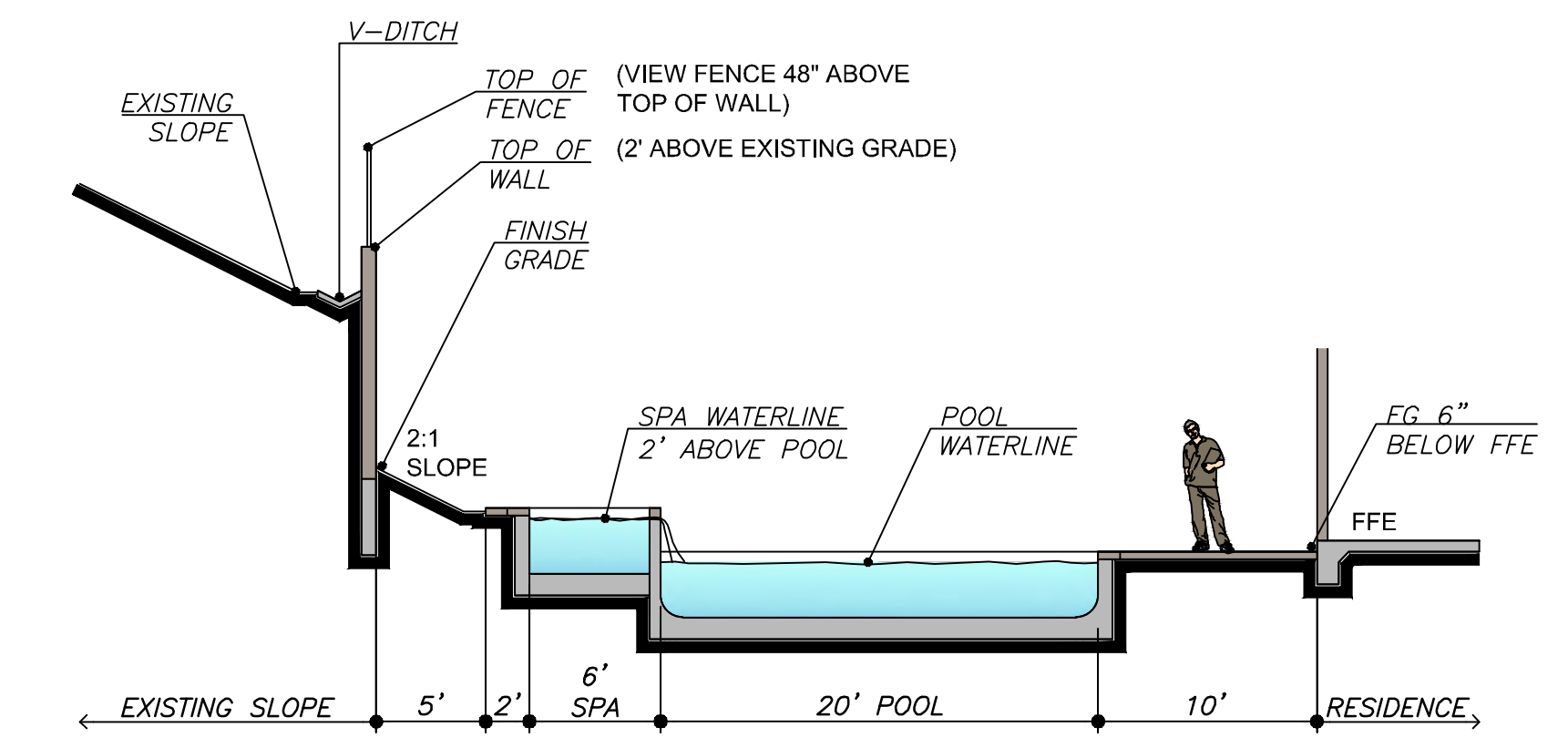
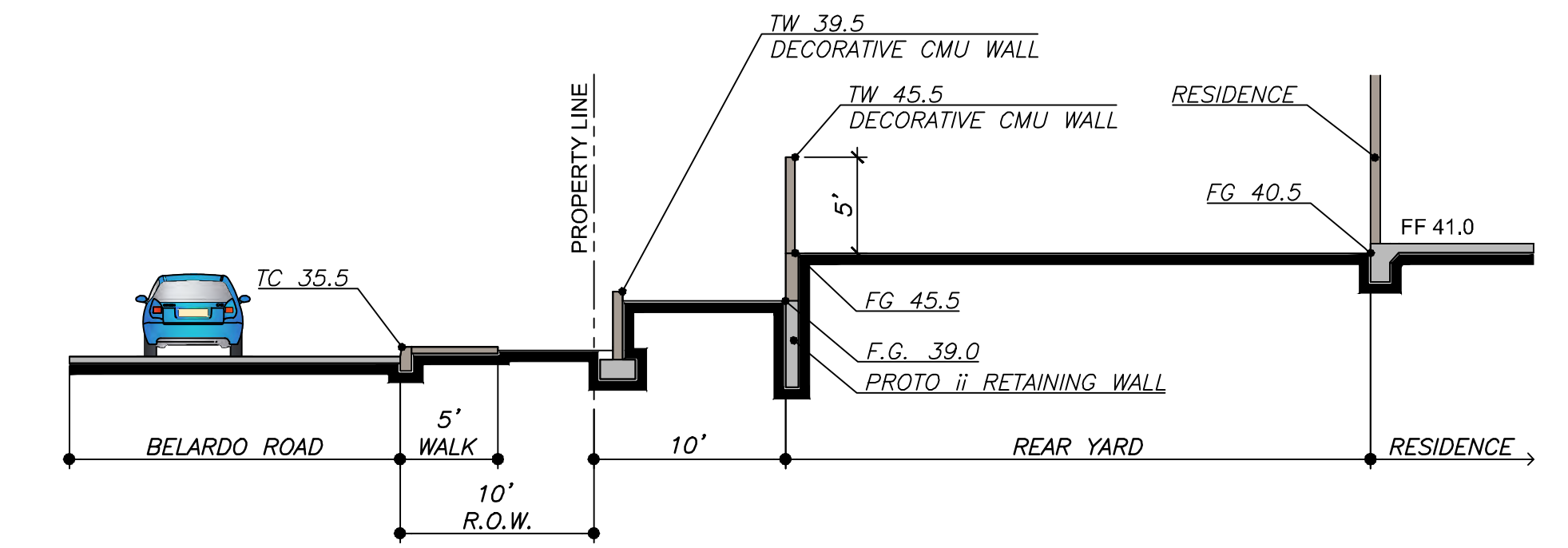
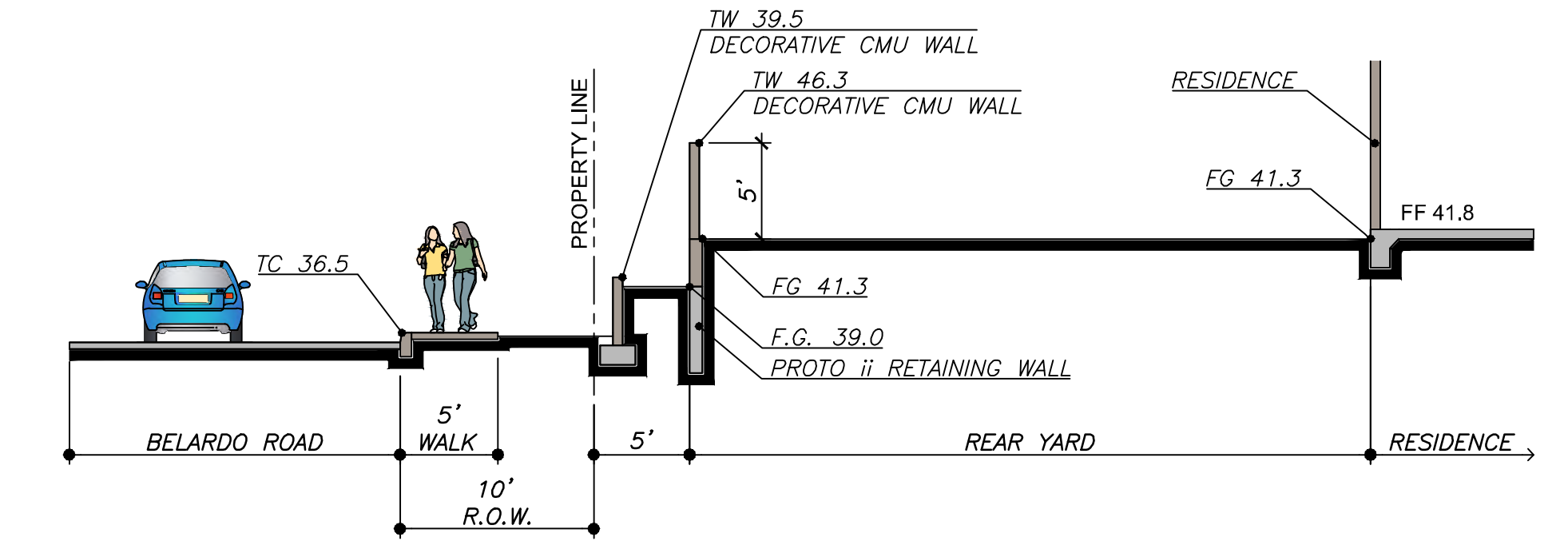


VEHICULAR ENTRY GATES



CORTEN ACCENT PANELS & FENCING

FENCES & GATES



SECTIONS



SPLIT-FACE CMU WALL WITH PLANTING



SPLIT-FACE CMU WALL



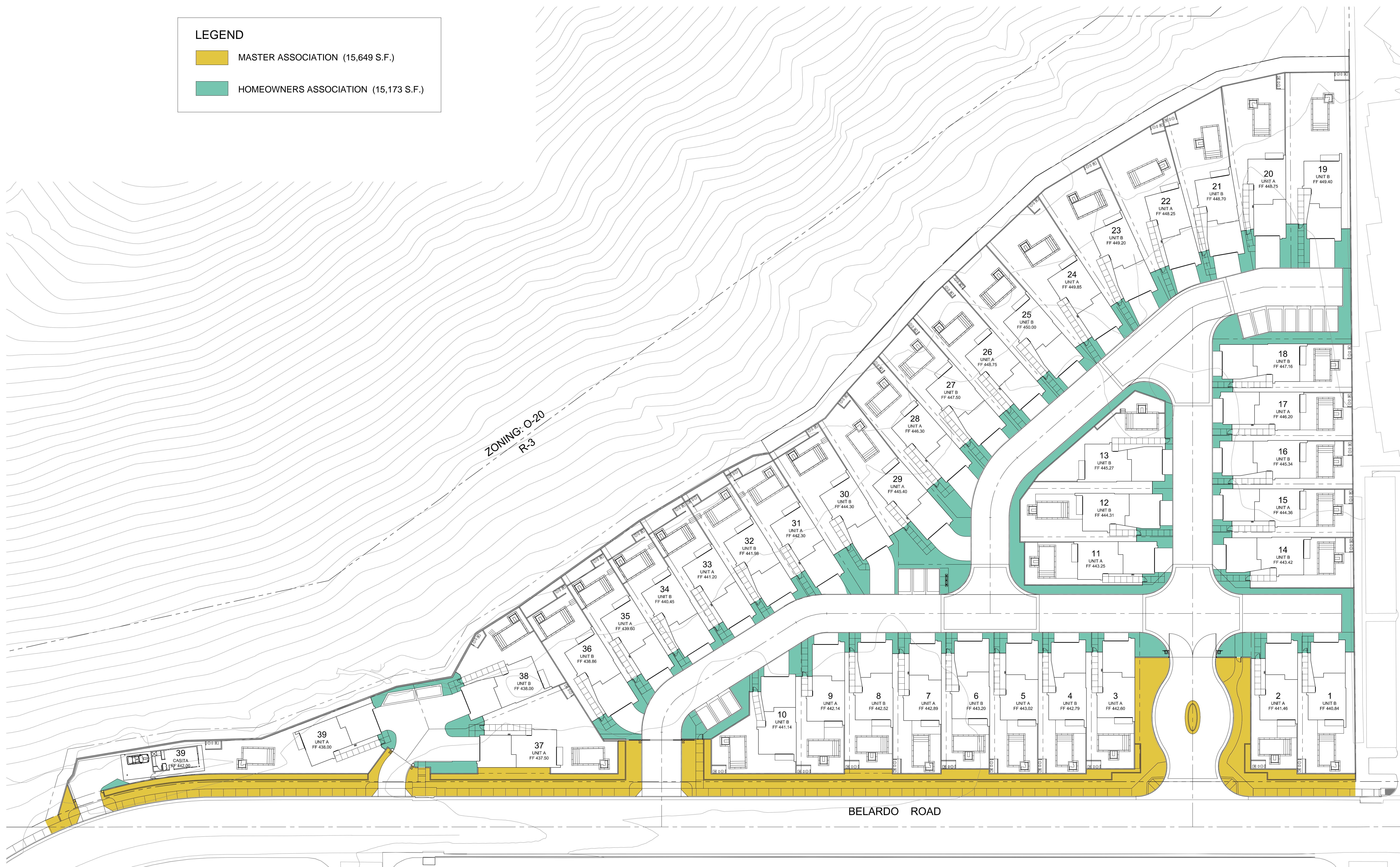
CHARCOAL BLOCK COLOR

WALLS

LEGEND

MASTER ASSOCIATION (15,649 S.F.)

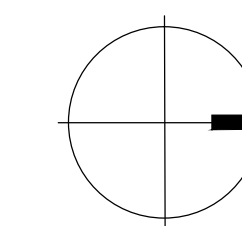
HOMEOWNERS ASSOCIATION (15,173 S.F.)



WESSMAN HOLDINGS PALM SPRINGS
Single-Family Dwellings

DAKOTA

PRELIMINARY LANDSCAPE ASSOCIATION PLAN



S C A L E : NOT TO SCALE

L4.1

DesignARC

03 OCTOBER, 2013
2558 Overland Ave.
Los Angeles, CA 90064-3346
TEL: 310.204.8950
FAX: 310.204.8959