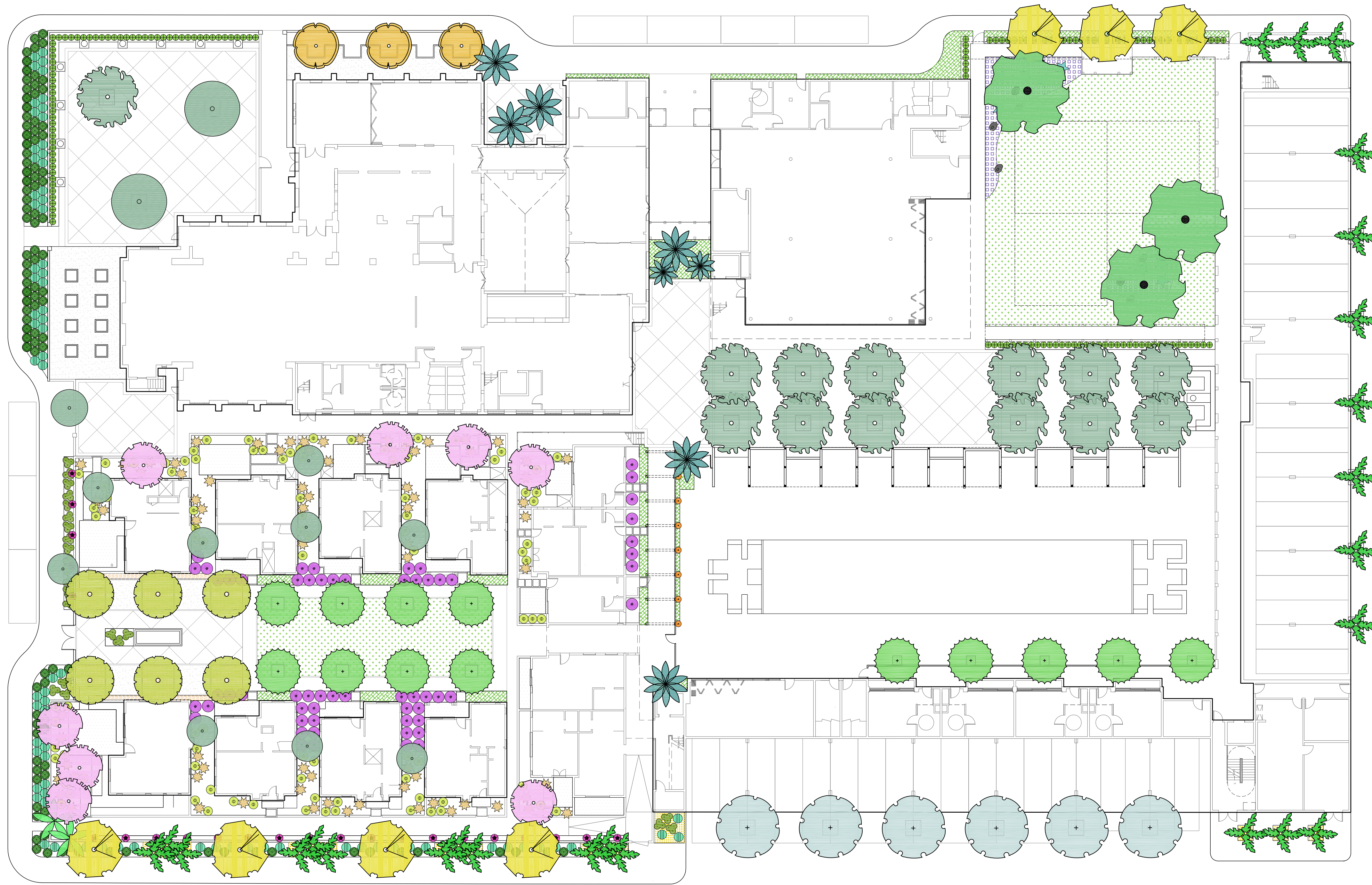


S CAHUILLA ROAD

W BARISTO ROAD



S BELARDO ROAD

OVERALL SITE PLANTING LEGEND

SYMBOL	BOTANICAL NAME	COMMON NAME	SIZE	QTY	SPACING
EXISTING TREES					
	Existing trees		(E)	12	
	Existing palm trees		(E)	2	
TREES					
	Phoenix dactylifera	Date Palm	15' BT	8	10' O.C. MIN.
	Washingtonia robusta	Mexican Fan Palm or Mexican Washingtonia	20' BT	25	5' O.C. MIN.
	Dalbergia sissoo	Indian Rosewood	72" box	3	25' O.C. MIN.
	Olea europaea	Olive Tree	60" box	13	15' O.C. MIN.
	Eucalyptus papuana	Ghost Gum	60" box	6	24' O.C.
	Chilopsis linearis Lucretia Hamilton	Desert Willow	48" box	7	15' O.C. MIN.
	Lysiloma Watsonii	Feather Brush	48" box	13	20' O.C. MIN.
	Tipuana tipu	Rosewood	60" box	7	25' O.C. MIN.
	Cercidium-parkinsonia hybrid	Museum Palo Verde	48" box	6	23' O.C. MIN.
	Citrus Tree	-	48" box	3	24' O.C.
SHRUBS					
	Murraya paniculata	orange jessamine	15 gal	149	2' O.C.
	Alyogyne Karana	Blue Hibiscus	15 gal	36	4' O.C.
AGAVES AND ALOES					
	Agave americana	century plant	15 gal	9	5' O.C.
	Agave desmetiana 'Variegata'	Variegated Smooth Agave	15 gal	79	3' O.C.
	Bulbine frutescens	Orange Stalked Bulbine	1 gal	730 SF	3' O.C.
CACTI					
	Pachycereus marginatus	Mexican fencepost	15 gal	24	4' O.C.
GRASSES AND GROUNDCOVERS					
	Lantana montevidensis	Gold Mound Lantana (yellow), trailing lantana (purple)	5 gal	420 sf	3' O.C.
	Baccharis X 'Starr'	Dwarf Mat Rush	5 gal	116 sf	3' O.C.
	Lantana montevidensis	Gold Mound Lantana (yellow), trailing lantana (purple)	5 gal	846 sf	4' O.C.
	Euphorbia rigida	gopher plant	1 gal	94	3' O.C.
	Muhlenbergia rigens	deer grass	5 gal	77	3' O.C.
	Diets vegata	Butterfly Iris	1 gal	1,254 sf	2' O.C.
	Bouteloua dactyloides	Buffalograss	turf	7,403 sf	-
VINES					
	Bougainvillea species	Bougainvillea	15 gal	25	10' O.C.
	Campsis radicans	Trumpet Vine, Trumpet Creeper	15 gal	10	10' O.C.



PLANTING PLAN
SCALE: 1" = 20'-0"

[place]

(pakhshong landscape and architectural collaborative)
324 sunset avenue suite e venice ca 90291
310 450 8100 fax 310 450 8144

ORCHID TREE
RESORT & SPA

284 S CAHUILLA ROAD
PALM SPRINGS, CA 92262
PROJECT NUMBER: 13020.1

REVISIONS:

SHEET TITLE:
PLANTING
PLAN & LEGEND
L2.0
SCALE: AS INDICATED
DATE: 06.10.14

**GWYNNE PUGH
URBAN STUDIO**

2800 28th Street
Suite 171
SANTA MONICA, CA 90405
t 310 396 4540

ALL DRAWINGS AND WRITTEN MATERIAL APPEARING HEREIN
CONSTITUTE ORIGINAL AND UNPUBLISHED WORK OF THE
ARCHITECT AND MAY NOT BE DUPLICATED, USED OR
DISCLOSED WITHOUT THE WRITTEN CONSENT OF THE
ARCHITECT.

ORCHID TREE RESORT & SPA

HOTEL-SPA PROJECT

284 S CAHUILLA ROAD
PALM SPRINGS, CA 92262

MAJOR ARCHITECTURAL APPLICATION SET

PROJECT DESCRIPTION

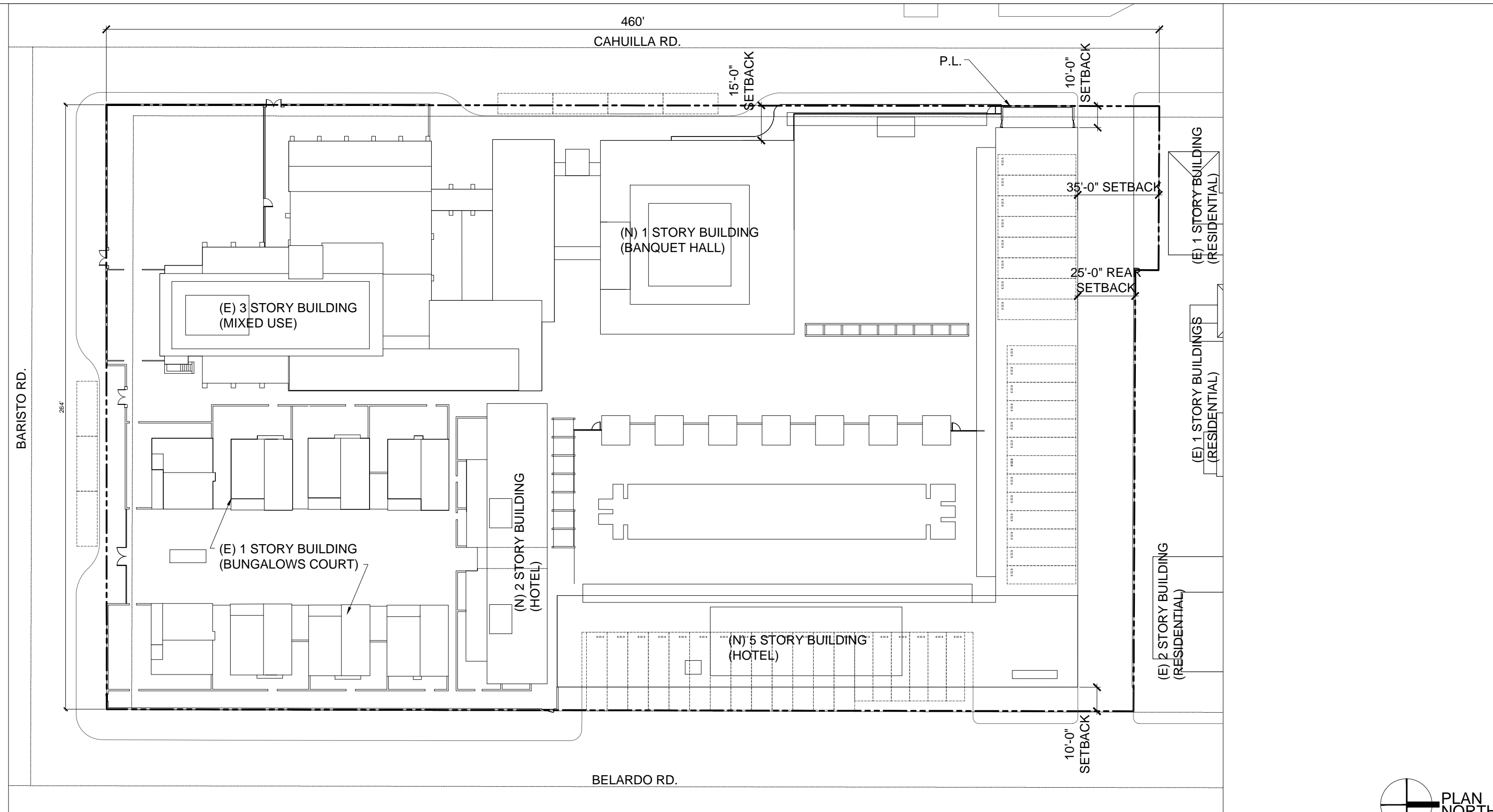
SCOPE OF WORK: THE PROJECT PROPOSES TO BUILD A RESORT SPA ON THE SITE THAT HAD SIMILAR USE WITH THE ESTABLISHMENT KNOWN AS ORCHID TREE HOTEL. IN ADDITION THE PROJECT PROPOSES THE REHABILITATION AND ADAPTIVE RE-USE OF EXISTING STRUCTURES PRESENT ON SITE LISTED AS HISTORIC SITES: THE COMMUNITY CHURCH AND THE GROUPING OF BUNGALOWS DESIGNATED AS ORCHID TREE PROPERTIES.

PLANNING / ZONING INFORMATION

DISTRICT MAP :
APN/PARCEL ID # : 513-151-041, 513-151-042, 513-151-043, 513-151-044, 513-151-028-2, 513-151-037-0
ZONE : R3
LOT AREA : 135,834 S.F.
HEIGHT LIMIT : 24' AND TWO (2) STORIES
REQ'D SETBACKS : 30' BARISTO ROAD, 25' CAHUILLA & BELARDO ROAD, 10' REAR YARD/ OR BUILDING HEIGHT
REQ'D STEPBCKS :
AVERAGE NATURAL GRADE CALCULATION:
(F1 + F2 + R1 + R2) / 4 = A.N.G.
(50.55' + 53.60' + 48.90' + 53.01') / 4 = 51.53'
REQUIRED PARKING : 104
TOTAL OF (N) PARKING SPACES: 111

PLOT PLAN

SCALE: 1/40"=1'-0" SEE A1.00 FOR MORE INFO.



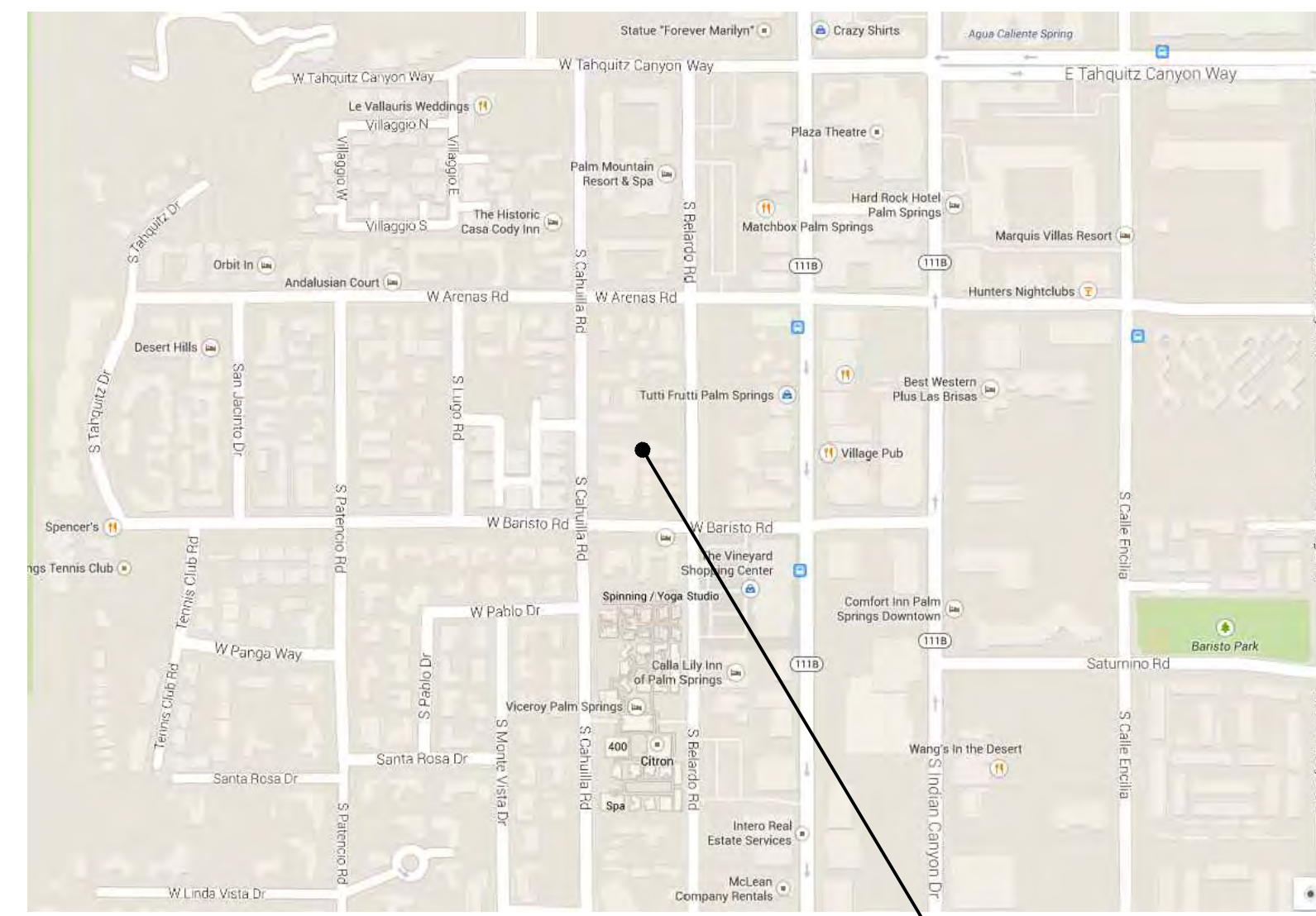
SYMBOLS

	GRID		ROOM NAME & NUMBER
	ELEVATION MARKER		DOOR NUMBER
	ELEVATION BULLET		WINDOW NUMBER
	SECTION MARKER		SMOKE DETECTOR
	CONSTRUCTION TYPE		FIRE EXTINGUISHER
	INTERIOR ELEVATION MARKER		CEILING MOUNTED EXIT SIGNAGE
	DETAIL MARKER		WALL MOUNTED EXIT SIGNAGE
	NORTH ARROW (PLAN NORTH)		WALL MOUNTED MOTION SENSOR
	REVISION DELTA		CEILING MOUNTED MOTION SENSOR
			SECURITY CAMERA
			SECURITY GATED INTERCOM
			SECURITY GATE ALARM KEYPAD
			ALARMED DOOR/ SECURITY GATE
			FLOOR DRAIN (FD)
			EXIT PATH OF TRAVEL. SEE SHT. A1.20
			ACCESSIBLE PATH OF TRAVEL. SEE A3.00 & A3.10
			RESTROOM
			ACCESSORY MARKER
			KEYNOTE MARKER
			SIGN TYPE MARKER

PARTICIPANTS

OWNER	RICHARD WEINTRAUB (New Church II, LLC), LLC P.O. Box 6528 MALIBU, CA 90264 T. (310) 456-2600 rweintraub@weintraubre.com	INTERIOR DESIGN	ROCCO LAUDIZIO SLICK+DESIGN USA 914 WEST RANDOLPH ST. CHICAGO, IL 60607 T. (312) 563-9000 rocco@slickdesign.com
ARCHITECT	GWYNNE PUGH GWYNNE PUGH URBAN STUDIO 2800 28TH ST., STE. 171 SANTA MONICA, CA 90405 T. (310) 396-4540 gwynne@gwynnepugh.com	HISTORIAN	ROBERT CHATTEL CHATTEL, INC. HISTORIC PRESERVATION CONSULTANTS 13417 VENTURA BLVD SHERMAN OAKS, CA 91423 T. (818) 788-7354 robert@chattel.us
LANDSCAPE ARCHITECT	VICTORIA PAKSHONG PAKSHONG LANDSCAPE AND ARCHITECTURAL COLLABORATIVE 324 SUNSET AVENUE SUITE E VENICE, CA 90291 T. (310) 450-8100 victoria@plac-e.com		
CIVIL ENGINEER	STEPHEN CREVOISERAT NV5 - NOLTE VERTICAL FIVE 42-829 COOK STREET, SUITE 104 PALM DESERT, CA 92211 T. (760) 341-3101 steve.crevoiserat@nv5.com		
ELECTRICAL ENGINEER	ALLEN CLARK SASCO 2750 MOORE AVE. FULLERTON, CA 92833 T. (714) 870-0217 aclark@sasco.com		

VICINITY MAP



ABBREVIATIONS

ABV	ABOVE
ACC	DISABLED ACCESS
ADJ	ADJACENT
A.E.	APPROVED EQUAL
AFF	ABOVE FINISH FLOOR
ALUM OR AL.	ALUMINUM
@	AT
BTWN	BETWEEN
BLDG	BUILDING
BM	BEAM
B.O.	BOTTOM OF
BRD	BOARD
BUR	BUILT UP ROOF
CEM	CEMENT
CER	CERAMIC
CL	CENTER LINE
CLG	CEILING
CLR	CLEAR
CMU	CONCRETE MASONRY UNIT
COL	COLUMN
CONC	CONCRETE
CONST	CONSTRUCTION
CONT	CONTINUOUS
DBL	DOUBLE
D.G.	DECOMPOSED GRANITE
DIA	DIAMETER
DIM	DIMENSION
DN	DOWN
DR	DOOR
DS	DOWNSPOUT
DTL	DETAIL
DWGS	DRAWINGS
EA	EACH
EL (ELEV.)	ELEVATION
ELEC	ELECTRICAL
EQ	EQUAL / EQUAL TO
EQMT	EQUIPMENT
EXT	EXTERIOR
(E)	EXISTING
FFL	FINISH FLOOR LEVEL
FE	FIRE EXTINGUISHER
FEC	FIRE EXTINGUISHER CABINET
FH	FIRE HYDRANT
FLR	FLOOR
FLUOR	FLUORESCENT
FIN	FINISH
F.O.S	FACE OF STUD
F.O.F	FACE OF FINISH
F.O.P	FACE OF PLYWOOD
FSR	FLAME SPREAD RATING
F	FIXED
GA	GAUGE
GALV	GALVANIZED
GC	GYPCRETE
GLAZ	GLAZING
GWB	GYPSUM WALL BOARD
H.C.	HOLLOW CORE
H.M.	HOLLOW METAL
HT	HEIGHT
INS	INSULATION
INT	INTERIOR
JT	JOINT
LAM	LAMINATED
LOC	LOCATION
MAX	MAXIMUM
MECH	MECHANICAL
MFC	MANUFACTURER
MIN	MINIMUM
MTL	METAL
N.I.C	NOT IN CONTRACT
NO.	NUMBER
(N)	NEW
O.A.E	OR APPROVED EQUAL
O.C.	ON CENTER
OPP	OPPOSITE
P.I.C	POURED-IN-PLACE CONC.
PL	PROPERTY LINE
PLSTR	PLASTER
PLY	PLYWOOD
PNL	PANEL
P.O.T.	PATH OF TRAVEL
PR	PAIR
PTD	PAINTED
RAD	RADIUS
RE	REFER TO
REQ'D	REQUIRED
RM	ROOM
R.O.	ROUGH OPENING
(R)	RELOCATED
S.C.	SOLID CORE
SCHED	SCHEDULE
S.D.	STORM DRAIN
SECT	SECTION
SIM	SIMILAR
SPECS	SPECIFICATIONS
S.S.	STAINLESS STEEL
SSD	SEE STRUCTL DRAWINGS
STL	STEEL
STRUCT	STRUCTURE
STRUCTL	STRUCTURAL
TBD	TO BE DETERMINED
TEMP	TEMPERED
THK	THICK
THRU	THROUGH
T.O.	TOP OF
TYP	TYPICAL
TPZ	TREE PROTECTION ZONE
U.N.O	UNLESS NOTED OTHERWISE
VIF	VERIFY IN FIELD
VNR	VENEER
W/	WITH
W/O	WITHOUT
WD	WOOD
W/DW	WINDOW
W.P.	WATERPROOFING

DRAWING INDEX

Sheet List Table	
Sheet Number	Sheet Title
A0.00	COVER SHEET
A1.00	SITE PLAN
A2.00E	1ST FLOOR EXG PLAN
A2.00EA	1ST FLOOR EXG PLAN
A2.00ED	FIRST FLOOR EXG PLAN
A2.20E	SECOND FLOOR EXG PLAN
A2.20EA	SECOND FLOOR EXG PLAN
A2.20ED	SECOND FLOOR EXG PLAN
A2.00	1ST FLOOR DEMO PLAN
A2.00A	1ST FLOOR DEMO PLAN
A2.00D	1ST FLOOR DEMO PLAN
A2.20	2ND FLOOR DEMO PLAN
A2.20A	2ND FLOOR DEMO PLAN
A2.20D	2ND FLOOR DEMO PLAN
A3.00	1ST FLOOR PLAN
A3.00A	1ST FLOOR PLAN
A3.00B	1ST FLOOR PLAN
A3.00C	1ST FLOOR PLAN
A3.00D	1ST FLOOR PLAN
A3.20	SECOND FLOOR PLAN
A3.20A	2ND FLOOR PLAN
A3.20B	2ND FLOOR PLAN
A3.20C	2ND FLOOR PLAN
A3.20D	2ND FLOOR PLAN
A3.30	THIRD FLOOR PLAN
A3.30A	3RD FLOOR PLAN
A3.30B	3RD FLOOR PLAN
A3.30C	3RD FLOOR PLAN
A3.30D	3RD FLOOR PLAN
A3.40	FOURTH FLOOR PLAN
A3.40A	4TH FLOOR PLAN
A3.40B	4TH FLOOR PLAN
A3.40C	4TH FLOOR PLAN
A3.50	PENTHOUSE PLAN
A3.50B	5TH FLOOR PLAN
A3.50C	5TH FLOOR PLAN
A3.60	ROOF PLAN
A3.60C	ROOF PLAN
A4.00	ELEVATIONS
A4.10	ELEVATIONS
A4.20	ELEVATIONS
A4.30	ELEVATIONS
A4.40E	EXG ELEVATIONS
A4.41E	EXG ELEVATIONS
A4.42E	EXG ELEVATIONS
A4.40	ELEVATIONS
A4.41	ELEVATIONS
A4.42	ELEVATIONS
A4.50	ELEVATIONS
A4.60	ELEVATIONS
A4.61	ELEVATIONS
A4.70E	EXG ELEVATIONS
A4.71E	EXG ELEVATIONS
A4.72E	EXG ELEVATIONS
A4.70	ELEVATIONS
A4.71	ELEVATIONS
A4.72	ELEVATIONS
A5.00	SITE SECTION
A5.10	SECTIONS
A5.20	SITE SECTION
A9.01	SIGN PROGRAM
A9.02	PARKING SHADE EXHIBIT

CIVIL	
Sheet Number	Sheet Title
C-0	EXISTING TOPOGRAPHY
C-1	CONCEPTUAL GRADING AND DRAINAGE PLAN

ELECTRICAL	
Sheet Number	Sheet Title
SKE SL-1	SITE LIGHTING PHOTOMETRICS
SKE SL-2	SITE UP-LIGHTING PHOTOMETRICS
SKE SL-3	SITE LIGHTING PHOTOMETRICS FIXTURE SCHEDULE



ORCHID TREE RESORT & SPA

284 S CAHUILLA ROAD
PALM SPRINGS, CA 92262
PROJECT NUMBER: 13020.1

REVISIONS:

SHEET TITLE: COVER SHEET

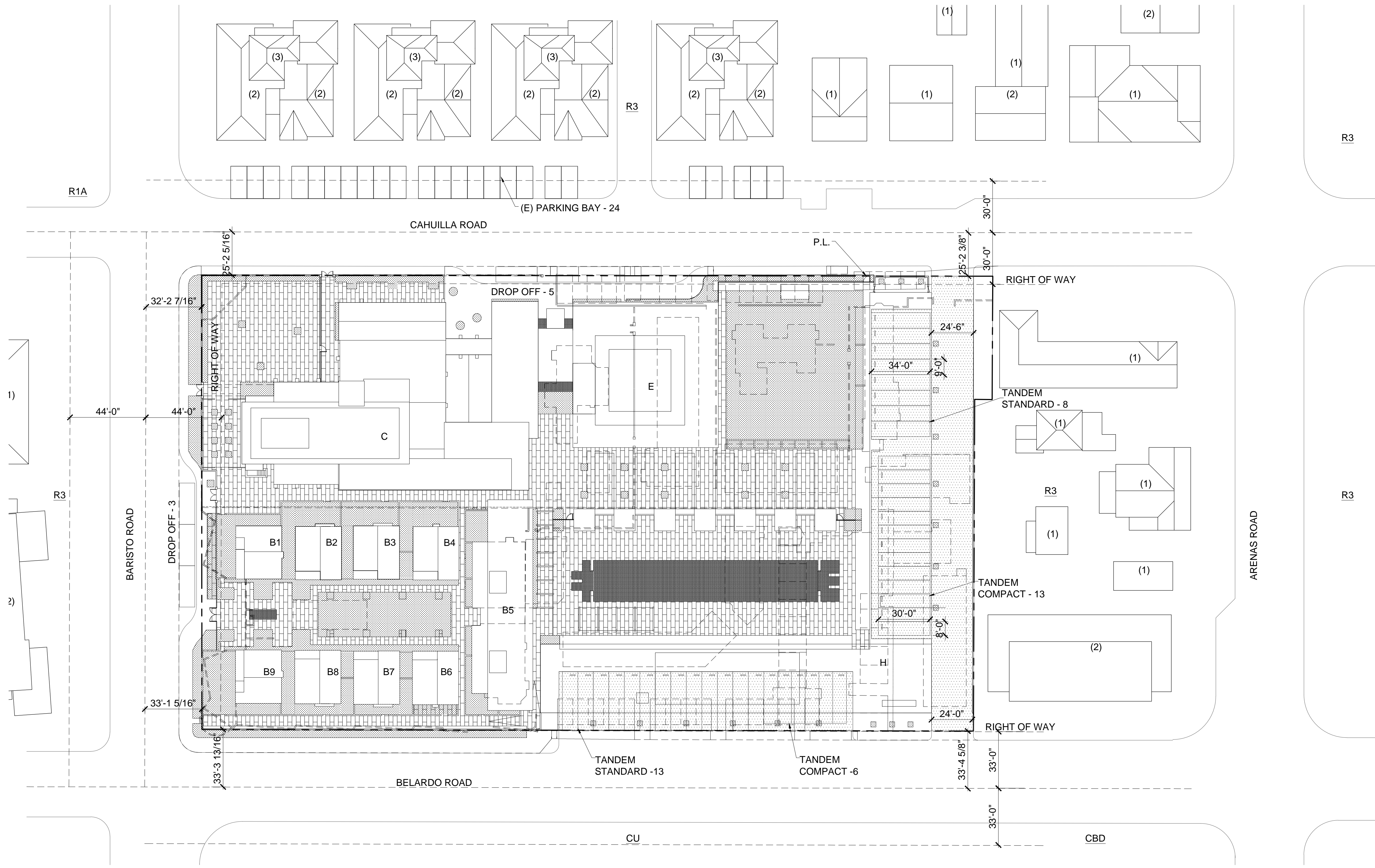
SCALE: AS NOTED
DATE: 09.06.2014
SCALE: AS INDICATED
DATE: 06-10-14

GWYNNE PUGH
URBAN STUDIO

2800 28th Street
Suite 171
SANTA MONICA, CA 90405
t 310 396 4540

ALL DRAWINGS AND WRITTEN MATERIAL APPEARING HEREIN CONSTITUTE ORIGINAL AND UNPUBLISHED WORK OF THE ARCHITECT AND MAY NOT BE REPLICATED, USED OR DISCLOSED WITHOUT THE WRITTEN CONSENT OF THE ARCHITECT.

A0.00



PARKING ANALYSIS	# OF UNITS	MULTIPLYING FACTOR	PARKING REQUIRED
HOTEL ROOMS	50	1	50
HOTEL ROOMS	48	0.75	36
ACCESSORY (BANQUET HALL)			
NET AREA			3480s.f.
PS MUNICIPAL CODE 93.06.00 SECTION D, POINT 16, LETTER E			
93.06.00 SECTION D, POINT 16, LETTER I	98	30 sf	-2940
93.06.00 SECTION D, POINT 16, LETTER II	540	/30	18
TOTAL REQUIRED			104
PARKING PROVIDED			
TANDEM STANDARD	21	2	42
TANDEM COMPACT	19	2	38
(E) PARKING BAY S CAHUILLA RD	24	1	24
DROP OFF	7	1	7
TOTAL REQUIRED			111

- (A) # OF FLOORS
- A ZONE
- WATER
- LANDSCAPE AREA
- PAVING - CARS
- PAVING - OPEN SPACE



SITE PLAN

01

SCALE: 1/32" = 1'-0"

LEGAL DESCRIPTION

LOT 7 THROUGH 24 INCLUSIVE, BLOCK 16 MAP OF PALM SPRINGS, IN THE CITY OF PALM SPRINGS, COUNTY OF RIVERSIDE, STATE OF CALIFORNIA, AS SHOWN BY MAP ON FILE IN BOOK 9, PAGE 432 OF SAN DIEGO COUNTY RECORDS.

THE SOUTH 10.00 FEET OF LOT 1 AND THE SOUTH 10.00 FEET OF THE WEST HALF OF LOT 2 IN BLOCK 16 OF PALM SPRINGS, IN THE CITY OF PALM SPRINGS, COUNTY OF RIVERSIDE, STATE OF CALIFORNIA, AS SHOWN BY MAP ON FILE IN BOOK 9, PAGE 432 OF MAPS, RECORD OF SAN DIEGO COUNTY, CALIFORNIA.

TOGETHER WITH THAT PORTION OF THE EAST 8.00 FEET OF CAHUILLA ROAD (FORMERLY KNOWN AS ORANGE STREET), ADJOINING THE SOUTH 10.00 FEET OF SAID LOT 1 AND LOT 18 THROUGH 24 ON THE WEST, AS VACATED AND CLOSED TO PUBLIC USE BY ORDER RECORDED MARCH 27, 1926, IN BOOK 532 OF DEEDS, RECORDS OF RIVERSIDE COUNTY, CALIFORNIA.

BUILDING USES	s.f.
HOTEL TOWER (H)	62,604
BUNGALOWS COURT (B)	11,128
B1	739
B2	775
B3	776
B4	755
B5	5023
B6	745
B7	776
B8	776
B9	763
BANQUET HALL (E)	6,133
CHURCH (C)	20,796
C1 - HOTEL LOBBY	4,873
C2 - RESTAURANT	9,252
C3 - SPA	6671

CONSTRUCTION TYPE	
HOTEL TOWER (H)	(N) 1ST FL - TYPE 1 - SPRINKLERED FL 2ND TO 5TH - TYPE V - SPRINKLERED
BUNGALOWS COURT (B)	(E) TYPE V NON RATED
BANQUET HALL (E)	(N) TYPE V - SPRINKLERED
CHURCH (C)	(E) TYPE III - SPRINKLERED

TABULATION OF LAND USE	s.f.	percentage
PROJECT SITE AREA	135,834	100%
BUILDING COVERAGE	47,543	35%
PAVING, PARKING, DRIVES	38,599	28.4%
OPEN SPACE	49,692	36.6%
(LANDSCAPE AND RECREATION)		
PARKING		
PARKING SPACES REQUIRED	104	
PARKING SPACES PROVIDED	111	

ORCHID TREE RESORT & SPA

284 S CAHUILLA ROAD
PALM SPRINGS, CA 92262
PROJECT NUMBER: 13020.1

REVISIONS:

SHEET TITLE: **SITE PLAN**

SCALE: AS NOTED
DATE: 09.06.2014
SCALE: AS INDICATED
DATE: 06-10-14

GWYNNE PUGH URBAN STUDIO

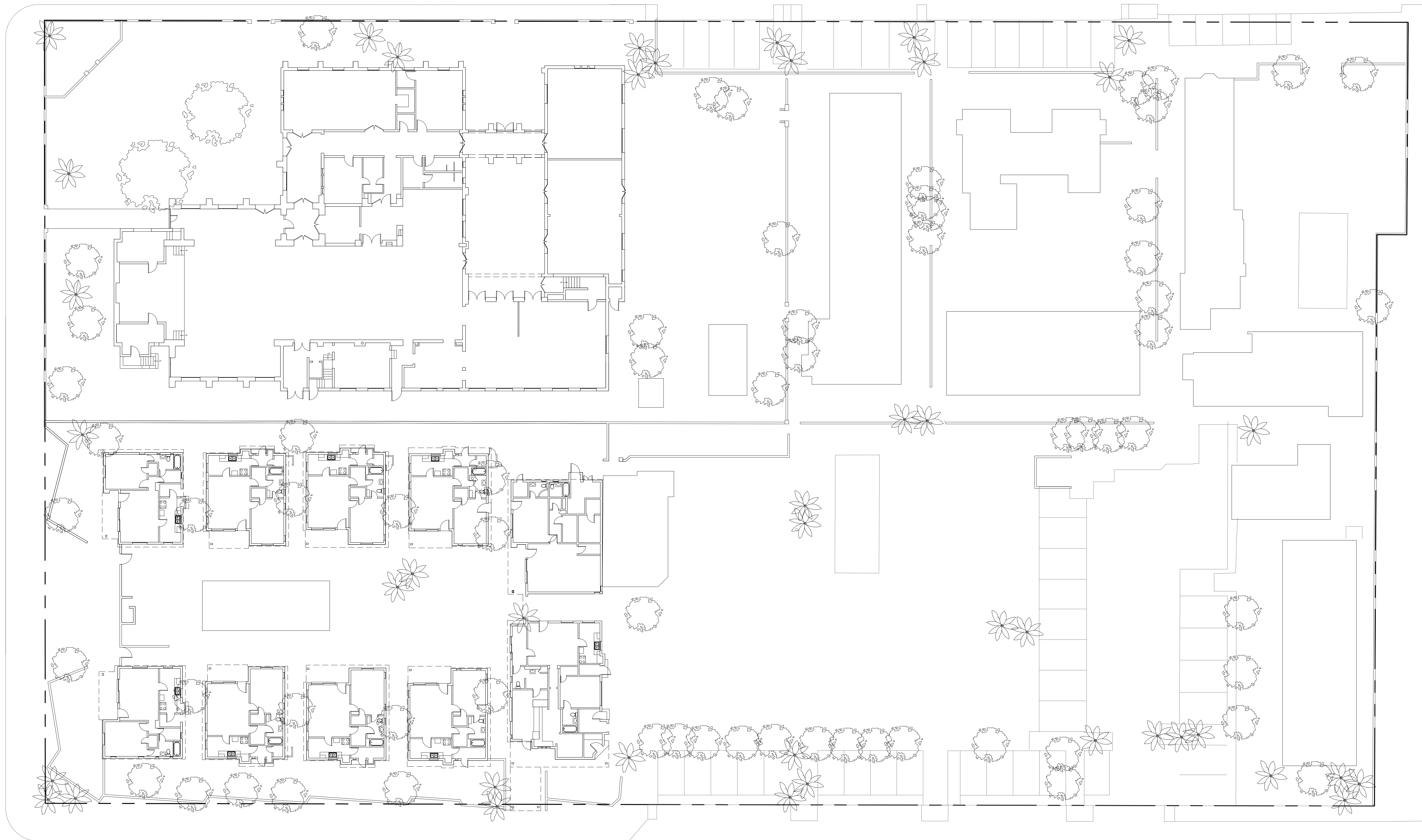
2800 29th Street
Suite 171
SANTA MONICA, CA 90405
t 310 396 4540

A1.00

ALL DRAWINGS AND WRITTEN MATERIAL APPEARING HEREIN CONSTITUTE ORIGINAL AND UNPUBLISHED WORK OF THE ARCHITECT AND MAY NOT BE REPRODUCED, COPIED OR DISCLOSED WITHOUT THE WRITTEN CONSENT OF THE ARCHITECT.

W BARISTO ROAD

S CAHULLA ROAD



S BELARDO ROAD



**ORCHID TREE
RESORT & SPA**

284 S CAHULLA ROAD
PALM SPRINGS, CA 92262
PROJECT NUMBER: 13020.1

REVISIONS:

SHEET TITLE: **1ST FLOOR
EXG PLAN**

SCALE: AS NOTED
DATE: 09.06.2014
SCALE: AS INDICATED
DATE: 06-10-14

ALL DRAWINGS AND WRITTEN MATERIAL APPEARING HEREIN
CONSTITUTE ORIGINAL AND UNPUBLISHED WORK OF THE
ARCHITECT AND MAY NOT BE REPRODUCED, USED OR
DISCLOSED WITHOUT THE WRITTEN CONSENT OF THE
ARCHITECT.

1ST FLOOR EXISTING PLAN

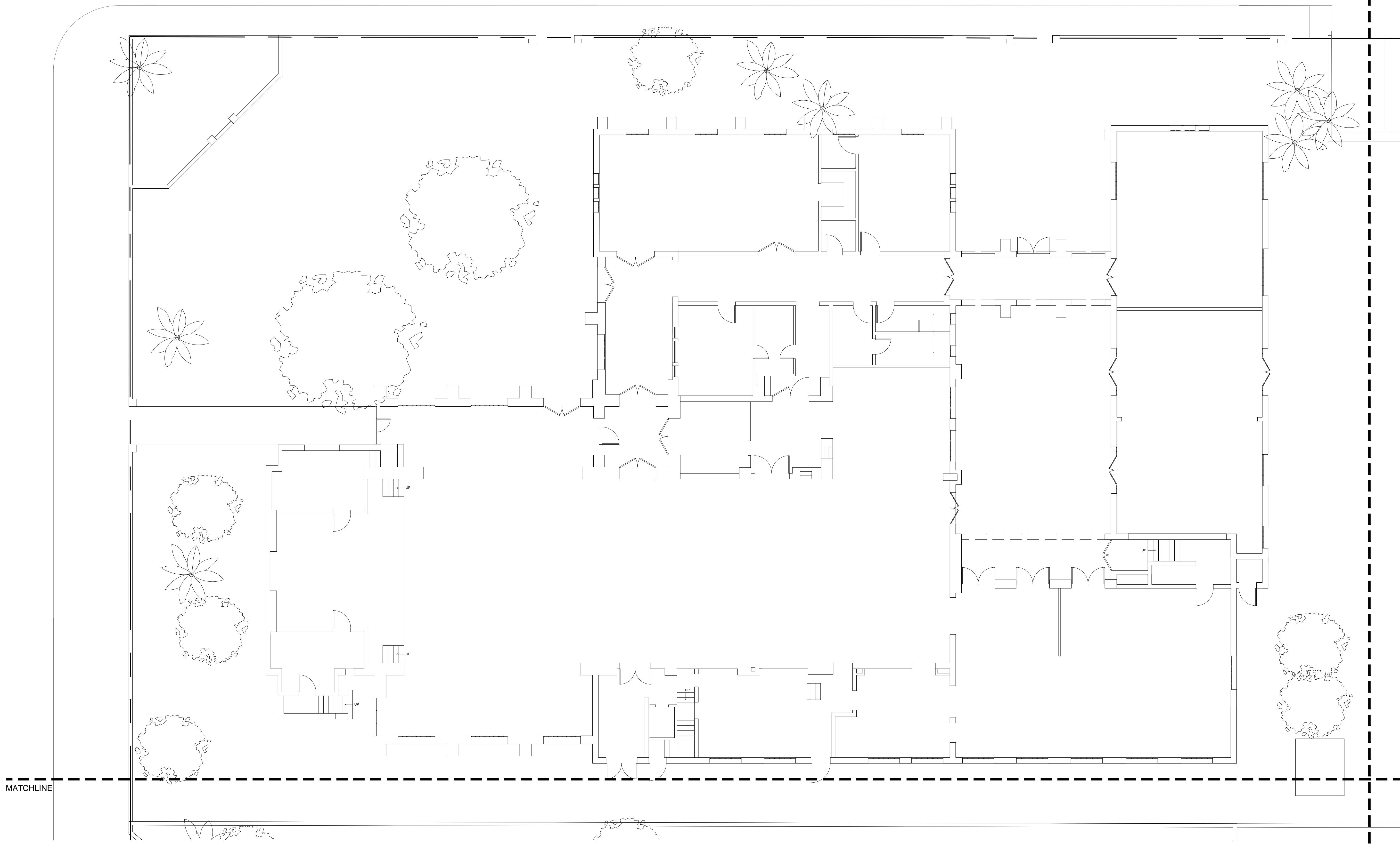
01

REF: - SCALE: 1/16" = 1'-0"

**GWYNNE PUGH
URBAN STUDIO**

2800 29th Street
Suite 171
SANTA MONICA, CA 90405
t 310 396 4540

A2.00E



MATCHLINE

MATCHLINE



1ST FLOOR EXISTING PLAN

01

REF: - SCALE: 1/8" = 1'-0"



ORCHID TREE
RESORT & SPA

284 S CAHUILLA ROAD
PALM SPRINGS, CA 92262
PROJECT NUMBER: 13020-1

REVISIONS:

SHEET TITLE:
1ST FLOOR
EXG PLAN

SCALE: AS NOTED
DATE: 09.06.2014
SCALE: AS INDICATED
DATE: 06-10-14

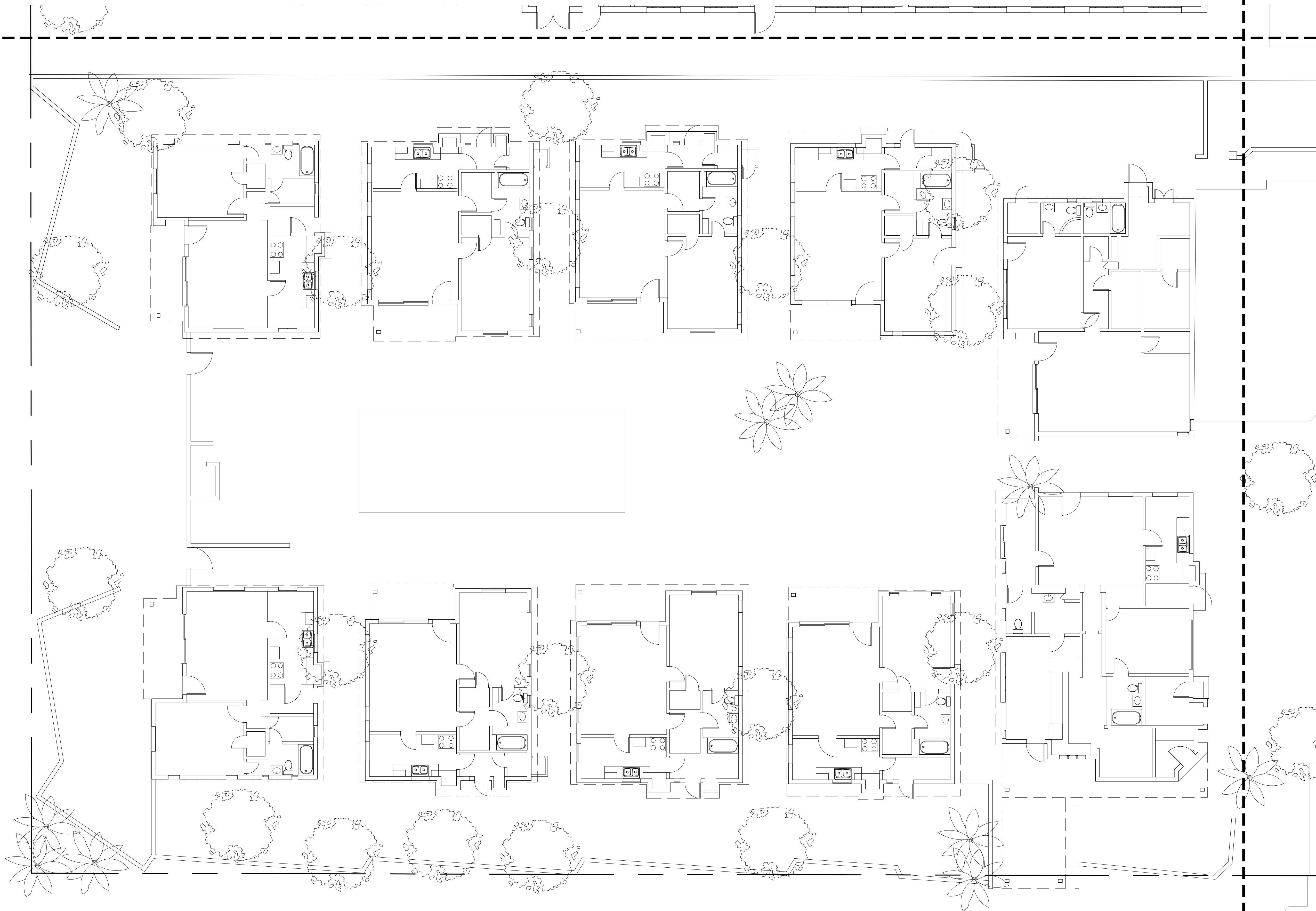
ALL DRAWINGS AND WRITTEN MATERIAL APPEARING HEREIN
CONSTITUTE ORIGINAL AND UNPUBLISHED WORK OF THE
ARCHITECT AND MAY NOT BE REPLICATED, USED OR
DISCLOSED WITHOUT THE WRITTEN CONSENT OF THE
ARCHITECT.

GWYNNE PUGH
URBAN STUDIO

2800 29th Street
Suite 171
SANTA MONICA, CA 90405
t 310 396 4540

A2.00EA

MATCHLINE



1ST FLOOR EXISTING PLAN

01

REF: - SCALE: 1/8" = 1'-0"



ORCHID TREE
RESORT & SPA

284 S CAHUILLA ROAD
PALM SPRINGS, CA 92262
PROJECT NUMBER: 13020-1

REVISIONS:

SHEET TITLE:
**1ST FLOOR
EXG PLAN**

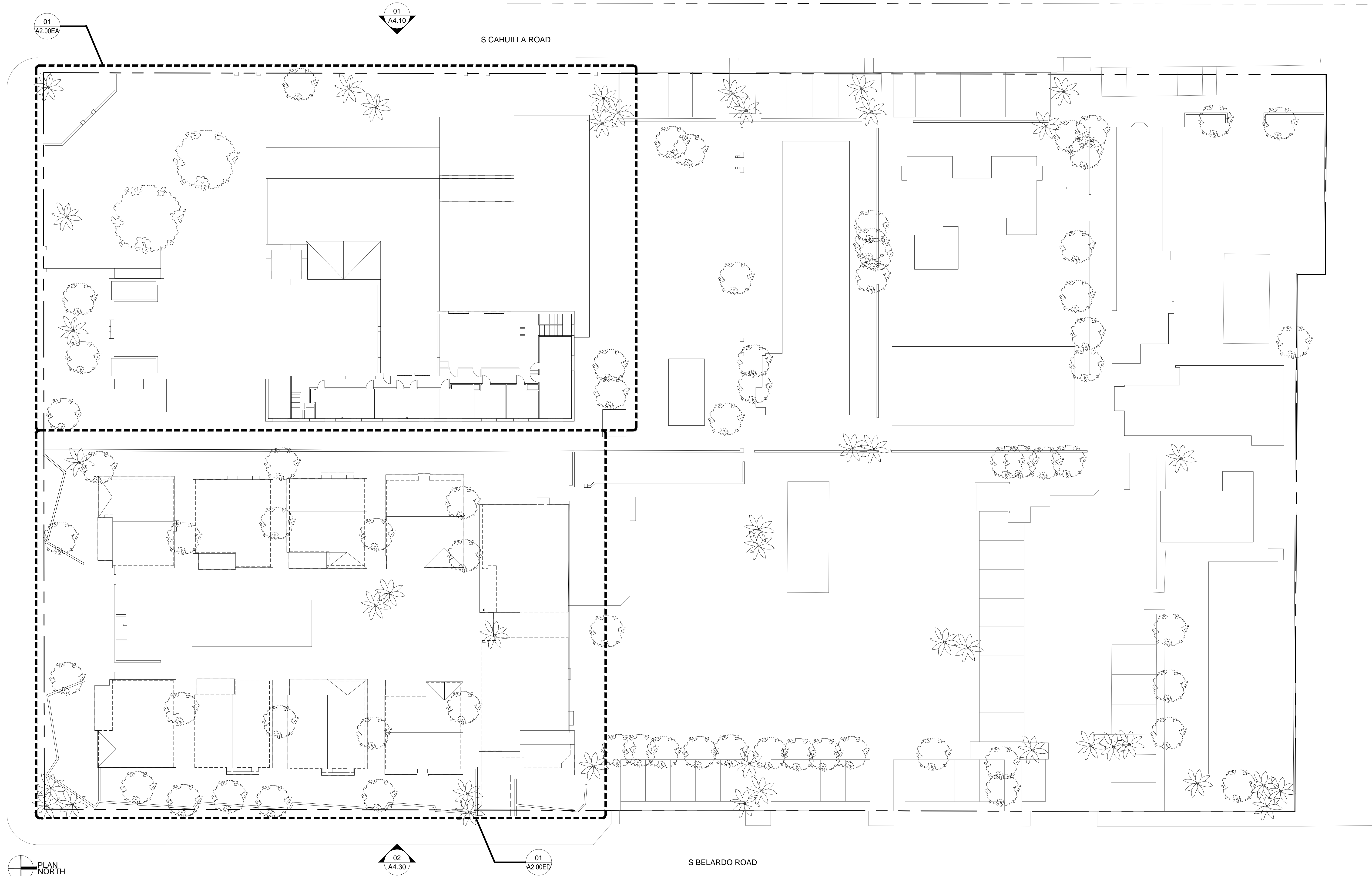
SCALE: AS NOTED
DATE: 09.06.2014
SCALE: AS INDICATED
DATE: 06-10-14

GWYNNE PUGH
URBAN STUDIO

2800 29th Street
Suite 171
SANTA MONICA, CA 90405
t 310 396 4540

ALL DRAWINGS AND WRITTEN MATERIAL APPEARING HEREIN
CONSTITUTE ORIGINAL AND UNPUBLISHED WORK OF THE
ARCHITECT AND MAY NOT BE REPLICATED, USED OR
DISCLOSED WITHOUT THE WRITTEN CONSENT OF THE
ARCHITECT.

A2.00ED



**ORCHID TREE
RESORT & SPA**

284 S CAHUILLA ROAD
PALM SPRINGS, CA 92262
PROJECT NUMBER: 13020.1

REVISIONS:

SHEET TITLE:
**2ND FLOOR
EXG PLAN**
SCALE: AS NOTED
DATE: 09.06.2014
SCALE: AS INDICATED
DATE: 06-10-14

ALL DRAWINGS AND WRITTEN MATERIAL APPEARING HEREIN CONSTITUTE ORIGINAL AND UNPUBLISHED WORK OF THE ARCHITECT AND MAY NOT BE REPLICATED, USED OR DISCLOSED WITHOUT THE WRITTEN CONSENT OF THE ARCHITECT.

**GWYNNE PUGH
URBAN STUDIO**

2800 29th Street
Suite 171
SANTA MONICA, CA 90405
t 310 396 4540

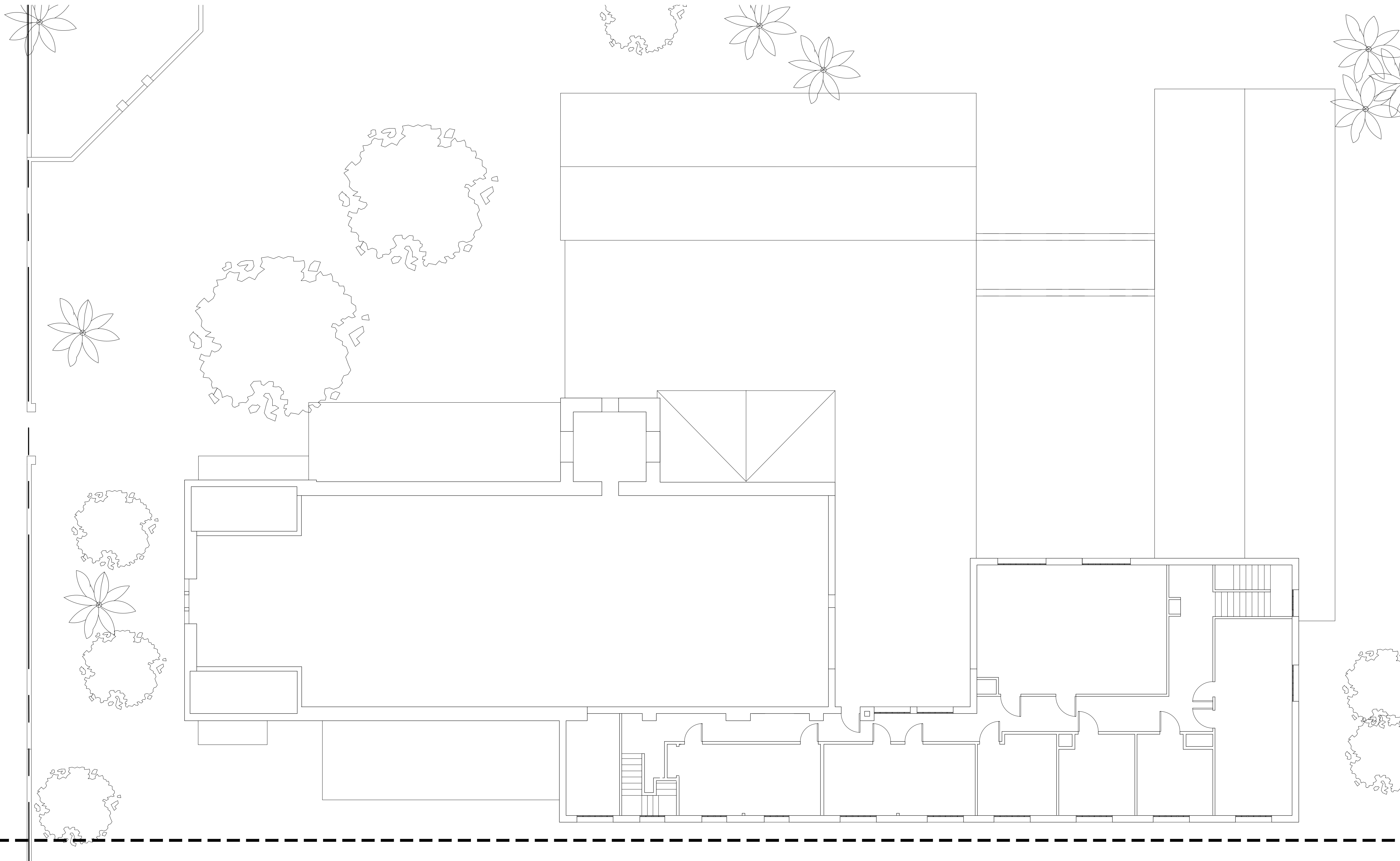
A2.20E

2ND FLOOR EXISTING PLAN

REF: - SCALE: 1/16" = 1'-0"

01





MATCHLINE

MATCHLINE

2ND FLOOR EXISTING PLAN

REF: -

SCALE: 1/8" = 1'-0"

01



ORCHID TREE
RESORT & SPA

284 S CAHUILLA ROAD
PALM SPRINGS, CA 92262
PROJECT NUMBER: 13020.1

REVISIONS:

SHEET TITLE:
2ND FLOOR
EXG PLAN

SCALE: AS NOTED

DATE: 09.06.2014

SCALE: AS INDICATED

DATE: 06-10-14

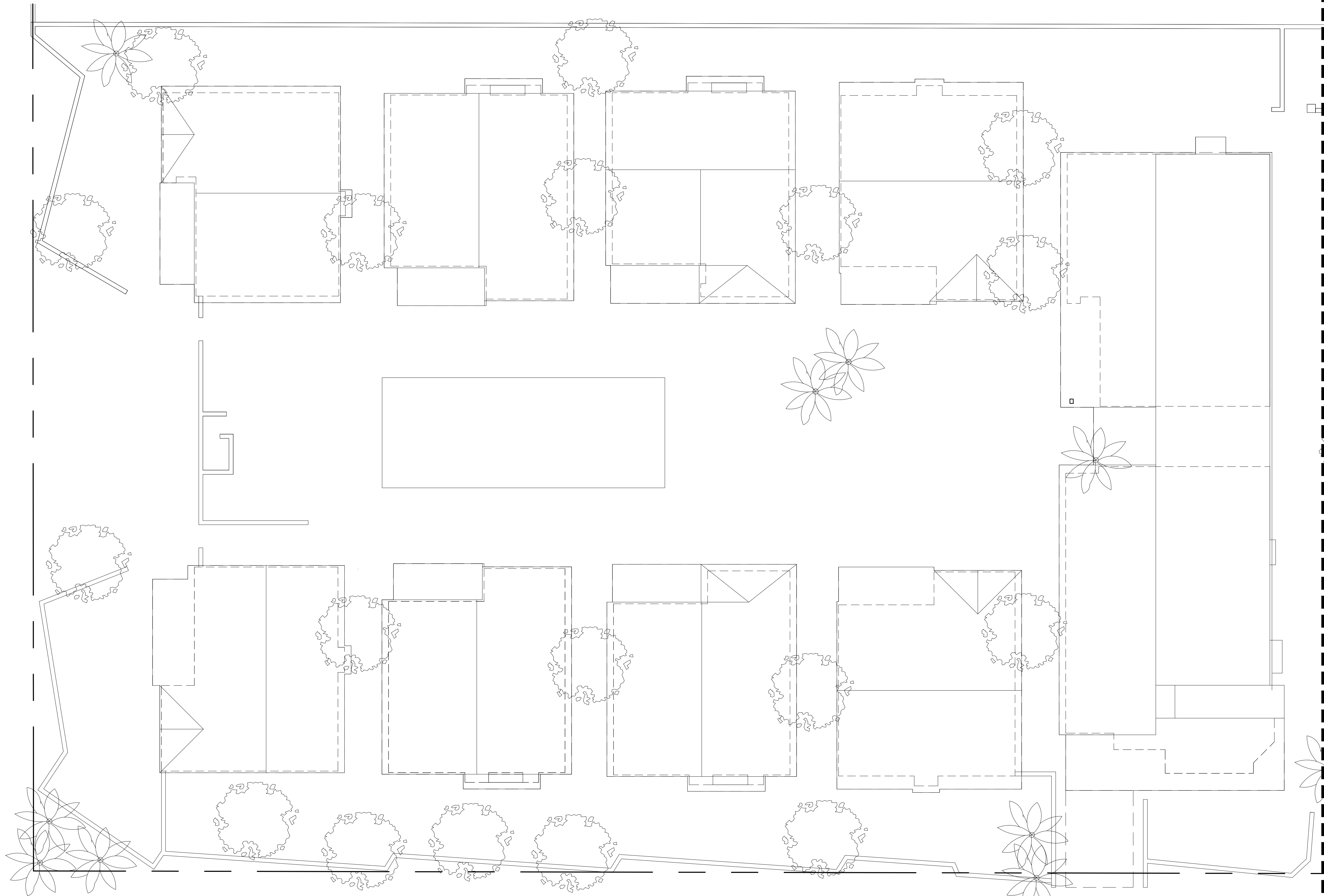
GWYNNE PUGH
URBAN STUDIO

2800 29th Street
Suite 171
SANTA MONICA, CA 90405
t 310 396 4540

ALL DRAWINGS AND WRITTEN MATERIAL APPEARING HEREIN
CONSTITUTE ORIGINAL AND UNPUBLISHED WORK OF THE
ARCHITECT AND MAY NOT BE REPLICATED, USED OR
DISCLOSED WITHOUT THE WRITTEN CONSENT OF THE
ARCHITECT.

A2.20EA

MATCHLINE



2ND FLOOR EXISTING PLAN

01

REF: -

SCALE: 1/8" = 1'-0"



ORCHID TREE
RESORT & SPA

284 S CAHUILLA ROAD
PALM SPRINGS, CA 92262
PROJECT NUMBER: 13020-1

REVISIONS:

SHEET TITLE:
**2ND FLOOR
EXG PLAN**

SCALE: AS NOTED

DATE: 09.06.2014

SCALE: AS INDICATED

DATE: 06-10-14

ALL DRAWINGS AND WRITTEN MATERIAL APPEARING HEREIN
CONSTITUTE ORIGINAL AND UNPUBLISHED WORK OF THE
ARCHITECT AND MAY NOT BE REPLICATED, USED OR
DISCLOSED WITHOUT THE WRITTEN CONSENT OF THE
ARCHITECT.

GWYNNE PUGH
URBAN STUDIO

2800 29th Street
Suite 171
SANTA MONICA, CA 90405
t 310 396 4540

A2.20ED

01
A2.00A

S CAHUILLA ROAD

EXISTING CRAFTSMAN
ARCH TO
BE RELOCATED

W BARISTO ROAD

01
A2.00D

S BELARDO ROAD

NOTE: DASHED ITEMS TO BE DEMOLISHED

1ST FLOOR DEMOLITION PLAN

01

REF: -

SCALE: 1/16"=1'-0"

**GWYNNE
PUGH
URBAN
STUDIO**

**ORCHID TREE
RESORT & SPA**

284 S CAHUILLA ROAD
PALM SPRINGS, CA 92262
PROJECT NUMBER: 13020.1

REVISIONS:

SHEET TITLE:
**1ST FLOOR
DEMO PLAN**
SCALE: AS NOTED
DATE: 09.06.2014

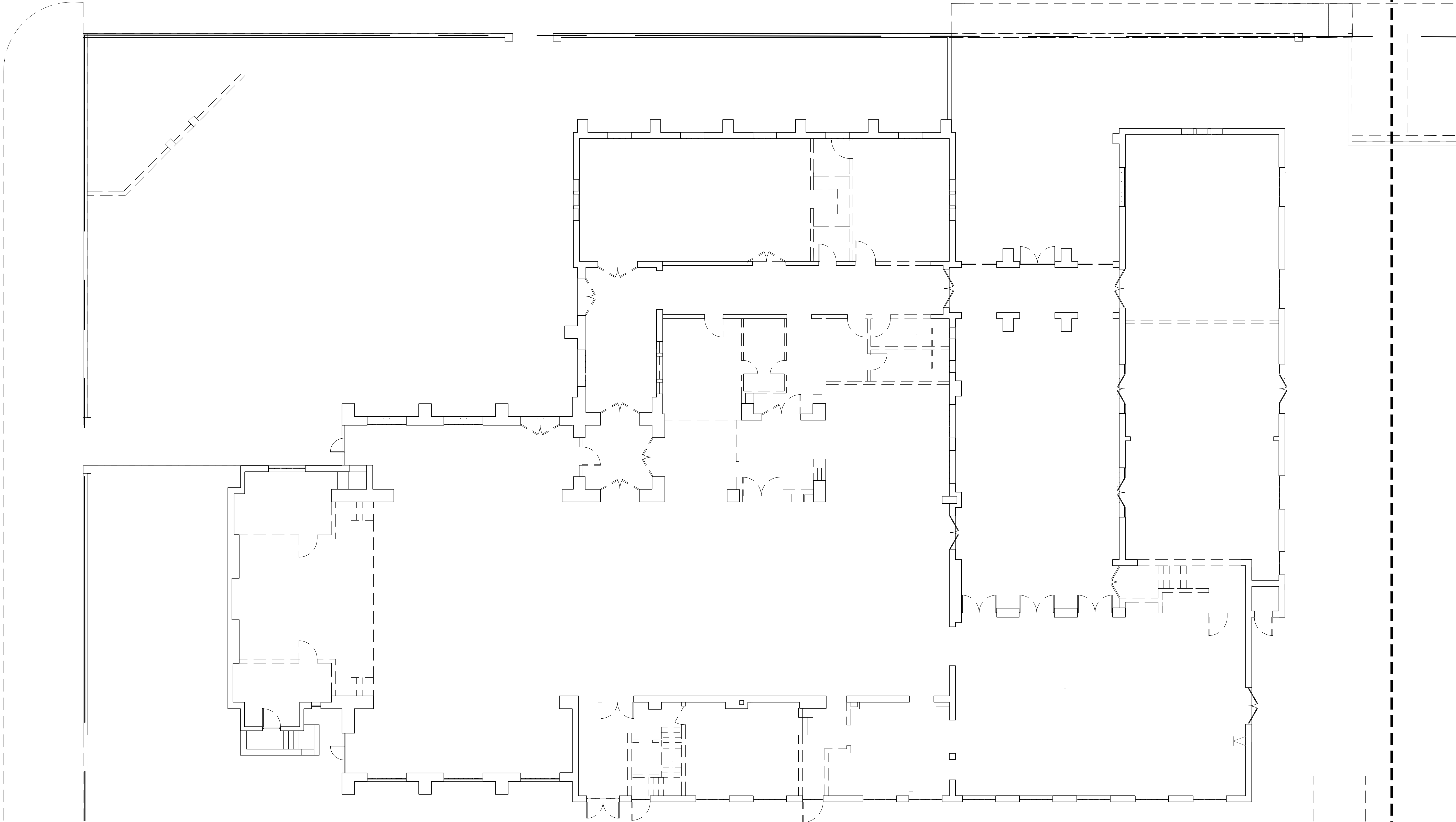
SCALE: AS INDICATED
DATE: 06-10-14

**GWYNNE PUGH
URBAN STUDIO**

2800 29th Street
Suite 171
SANTA MONICA, CA 90405
t 310 396 4540

ALL DRAWINGS AND WRITTEN MATERIAL APPEARING HEREIN
CONSTITUTE ORIGINAL AND UNPUBLISHED WORK OF THE
ARCHITECT AND MAY NOT BE REPLICATED, USED OR
DISCLOSED WITHOUT THE WRITTEN CONSENT OF THE
ARCHITECT.

A2.00



MATCHLINE

MATCHLINE



NOTE: DASHED ITEMS TO BE DEMOLISHED

1ST FLOOR DEMOLITION PLAN

01

REF: - SCALE: 1/8" = 1'-0"



ORCHID TREE
RESORT & SPA

284 S CAHUILLA ROAD
PALM SPRINGS, CA 92262
PROJECT NUMBER: 13020.1

REVISIONS:

SHEET TITLE:
**1ST FLOOR
DEMO PLAN**
SCALE: AS NOTED
DATE: 09.06.2014
SCALE: AS INDICATED
DATE: 06-10-14

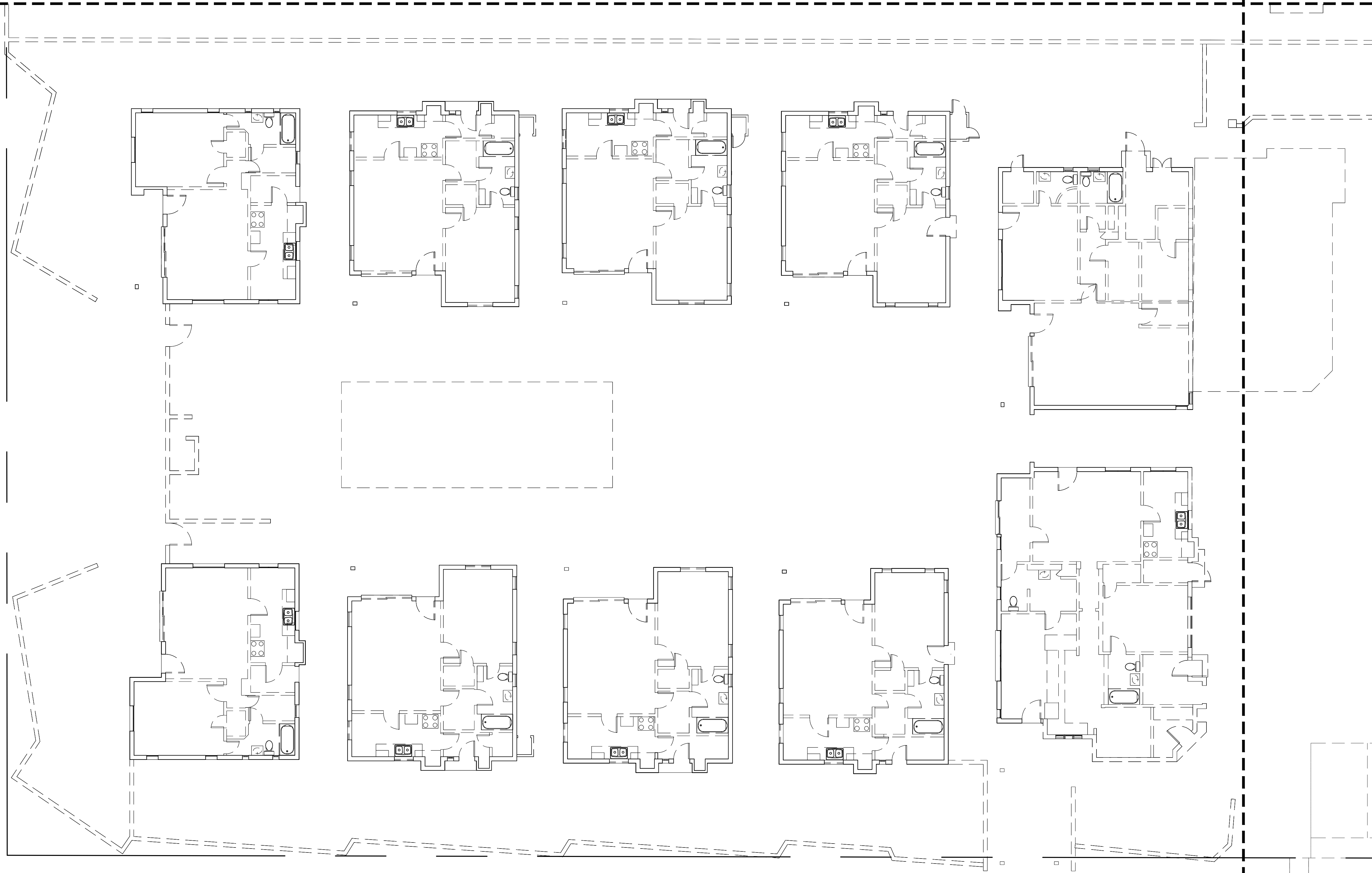
GWYNNE PUGH
URBAN STUDIO

2800 29th Street
Suite 171
SANTA MONICA, CA 90405
t 310 396 4540

ALL DRAWINGS AND WRITTEN MATERIAL APPEARING HEREIN
CONSTITUTE ORIGINAL AND UNPUBLISHED WORK OF THE
ARCHITECT AND MAY NOT BE REPLICATED, USED OR
DISCLOSED WITHOUT THE WRITTEN CONSENT OF THE
ARCHITECT.

A2.00A

MATCHLINE



NOTE: DASHED ITEMS TO BE DEMOLISHED

1ST FLOOR DEMOLITION PLAN

01

REF: - SCALE: 1/8" = 1'-0"

MATCHLINE



ORCHID TREE RESORT & SPA

284 S CAHUILLA ROAD
PALM SPRINGS, CA 92262
PROJECT NUMBER: 13020-1

REVISIONS:

SHEET TITLE 1ST FLOOR DEMO PLAN

SCALE: AS NOTED
DATE: 09.06.2014
SCALE: AS INDICATED
DATE: 06-10-14

GWYNNE PUGH
URBAN STUDIO

2800 29th Street
Suite 171
SANTA MONICA, CA 90405
t 310 396 4540

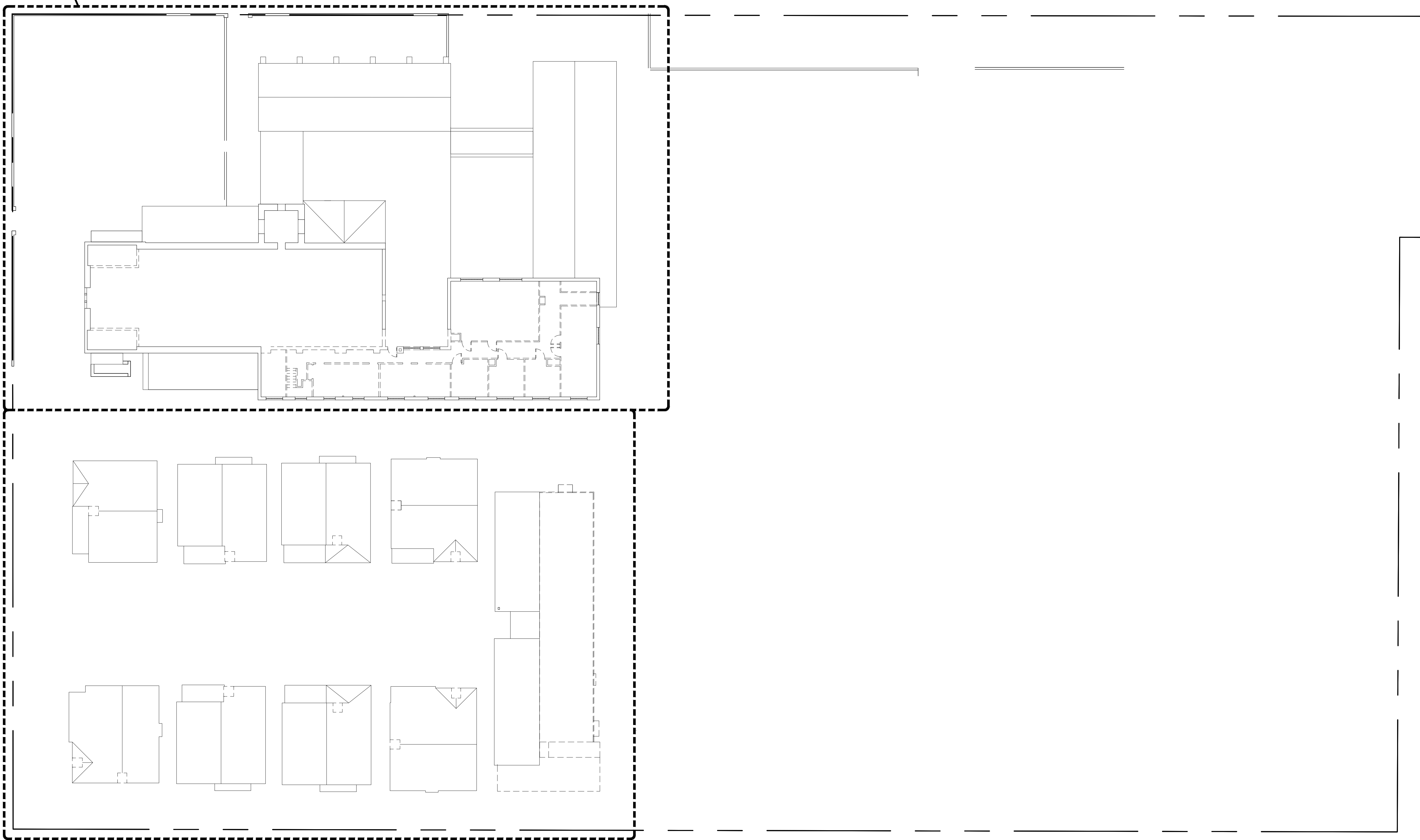
ALL DRAWINGS AND WRITTEN MATERIAL APPEARING HEREIN CONSTITUTE ORIGINAL AND UNPUBLISHED WORK OF THE ARCHITECT AND MAY NOT BE REPLICATED, USED OR DISCLOSED WITHOUT THE WRITTEN CONSENT OF THE ARCHITECT.

A2.00D

01
A2.20A

S CAHUILLA ROAD

W BAKISTU ROAD



NOTE: DASHED ITEMS TO BE DEMOLISHED

S BELARDO ROAD

01
A2.20D

2ND FLOOR DEMO PLAN

01

REF: - SCALE: 1/16"=1'-0"



ORCHID TREE
RESORT & SPA

284 S CAHUILLA ROAD
PALM SPRINGS, CA 92262
PROJECT NUMBER: 13020.1

REVISIONS:

SHEET TITLE:
**2ND FLOOR
DEMO PLAN**
SCALE: AS NOTED
DATE: 09.06.2014

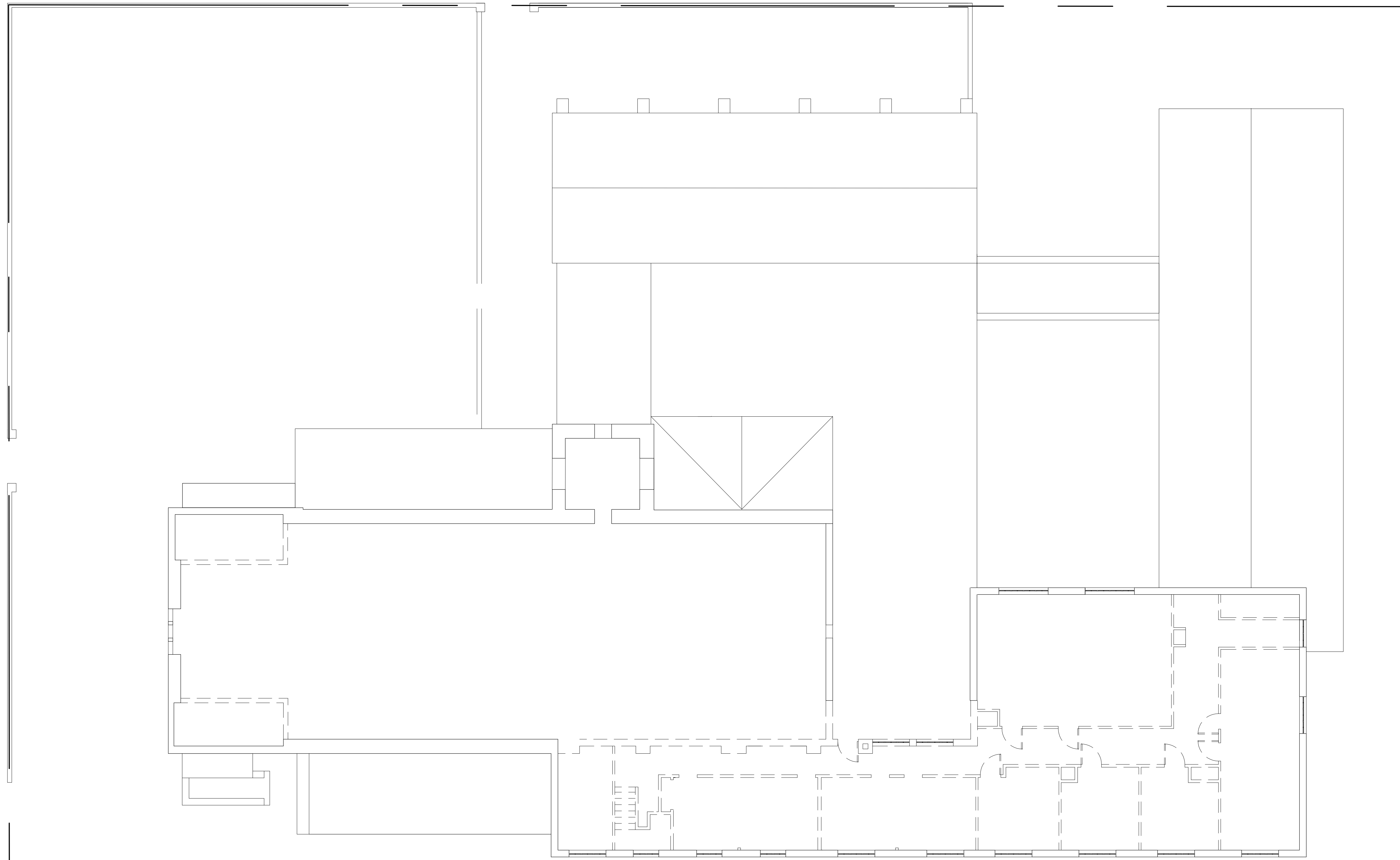
SCALE: AS INDICATED
DATE: 06-10-14

ALL DRAWINGS AND WRITTEN MATERIAL APPEARING HEREIN
CONSTITUTE ORIGINAL AND UNPUBLISHED WORK OF THE
ARCHITECT AND MAY NOT BE REPLICATED, USED OR
DISCLOSED WITHOUT THE WRITTEN CONSENT OF THE
ARCHITECT.

GWYNNE PUGH
URBAN STUDIO

2800 29th Street
Suite 171
SANTA MONICA, CA 90405
t 310 396 4540

A2.20



MATCHLINE

MATCHLINE



NOTE: DASHED ITEMS TO BE DEMOLISHED

2ND FLOOR DEMOLITION PLAN

REF: -

SCALE: 1/8" = 1'-0"

01



ORCHID TREE
RESORT & SPA

284 S CAHUILLA ROAD
PALM SPRINGS, CA 92262
PROJECT NUMBER: 13020.1

REVISIONS:

SHEET TITLE:
**2ND FLOOR
DEMO PLAN**

SCALE: AS NOTED

DATE: 09.06.2014

SCALE: AS INDICATED

DATE: 06-10-14


ALL DRAWINGS AND WRITTEN MATERIAL APPEARING HEREIN
CONSTITUTE ORIGINAL AND UNPUBLISHED WORK OF THE
ARCHITECT AND MAY NOT BE REPLICATED, USED OR
DISCLOSED WITHOUT THE WRITTEN CONSENT OF THE
ARCHITECT.

GWYNNE PUGH
URBAN STUDIO

2800 29th Street
Suite 171
SANTA MONICA, CA 90405
t 310 396 4540

A2.20A

MATCHLINE



MATCHLINE



NOTE: DASHED ITEMS TO BE DEMOLISHED



**ORCHID TREE
RESORT & SPA**

284 S CAHUILLA ROAD
PALM SPRINGS, CA 92262
PROJECT NUMBER: 13020.1

REVISIONS:

SHEET TITLE:
**2ND FLOOR
DEMO PLAN**

SCALE: AS NOTED

DATE: 09.06.2014

SCALE: AS INDICATED

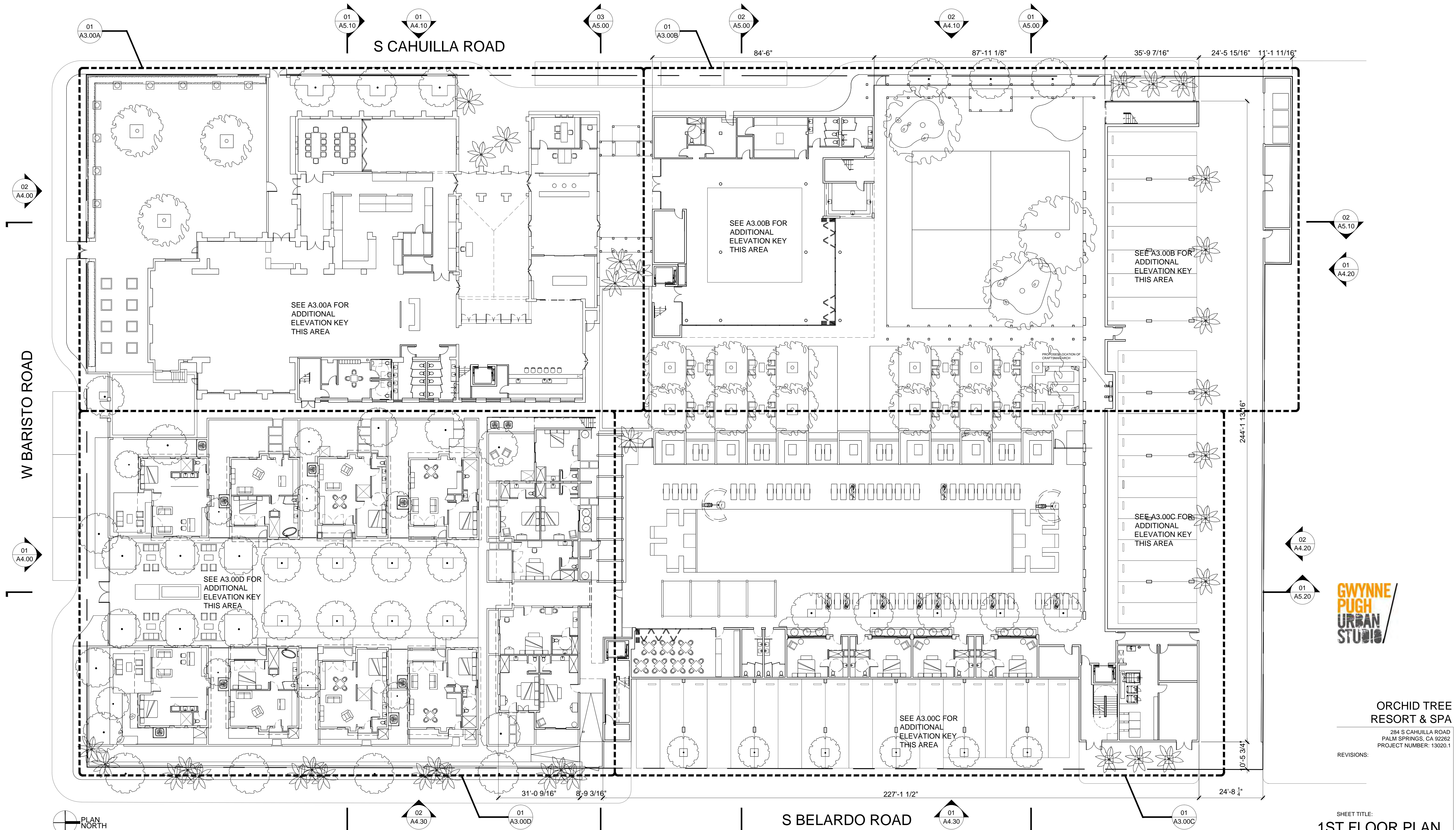
DATE: 06-10-14

ALL DRAWINGS AND WRITTEN MATERIAL APPEARING HEREIN
CONSTITUTE ORIGINAL AND UNPUBLISHED WORK OF THE
ARCHITECT AND MAY NOT BE REPLICATED, USED OR
DISCLOSED WITHOUT THE WRITTEN CONSENT OF THE
ARCHITECT.

**GWYNNE PUGH
URBAN STUDIO**

2800 29th Street
Suite 171
SANTA MONICA, CA 90405
t 310 396 4540

A2.20D



**ORCHID TREE
RESORT & SPA**

284 S CAHUILLA ROAD
PALM SPRINGS, CA 92262
PROJECT NUMBER: 13020.1

REVISIONS:

SHEET TITLE:
1ST FLOOR PLAN

SCALE: AS NOTED
DATE: 09.06.2014
SCALE: AS INDICATED
DATE: 06-10-14

ALL DRAWINGS AND WRITTEN MATERIAL APPEARING HEREIN
CONSTITUTE ORIGINAL AND UNPUBLISHED WORK OF THE
ARCHITECT AND MAY NOT BE REPRODUCED, USED OR
DISCLOSED WITHOUT THE WRITTEN CONSENT OF THE
ARCHITECT.

**GWYNNE PUGH
URBAN STUDIO**

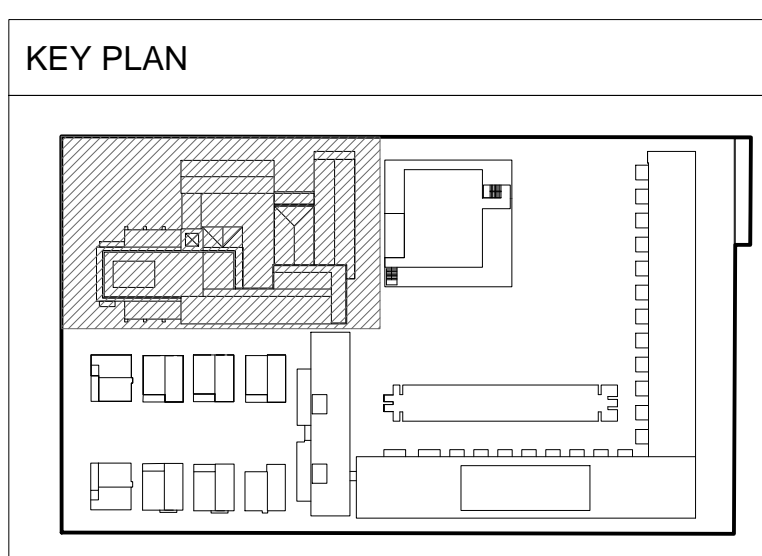
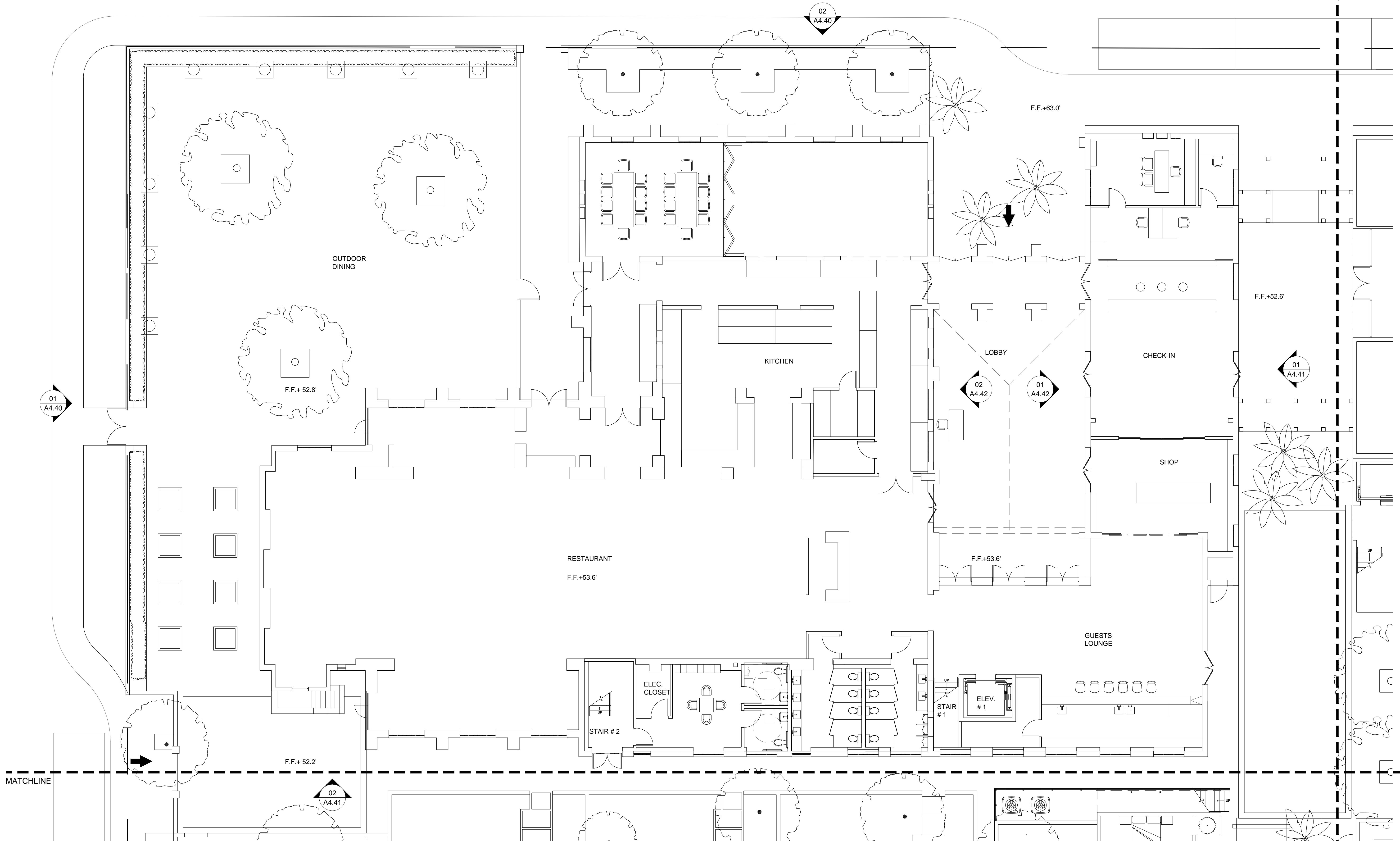
2800 29th Street
Suite 171
SANTA MONICA, CA 90405
t 310 396 4540

1ST FLOOR PLAN

SCALE: 1/16"=1'-0"

REF: -

A3.00



1ST FLOOR PLAN A

SCALE: 1/8" = 1'-0"

**GWYNNE PUGH
URBAN STUDIO**

2800 29th Street
Suite 171
SANTA MONICA, CA 90405
t 310 396 4540



**ORCHID TREE
RESORT & SPA**

284 S CAHUILLA ROAD
PALM SPRINGS, CA 92262
PROJECT NUMBER: 13020.1

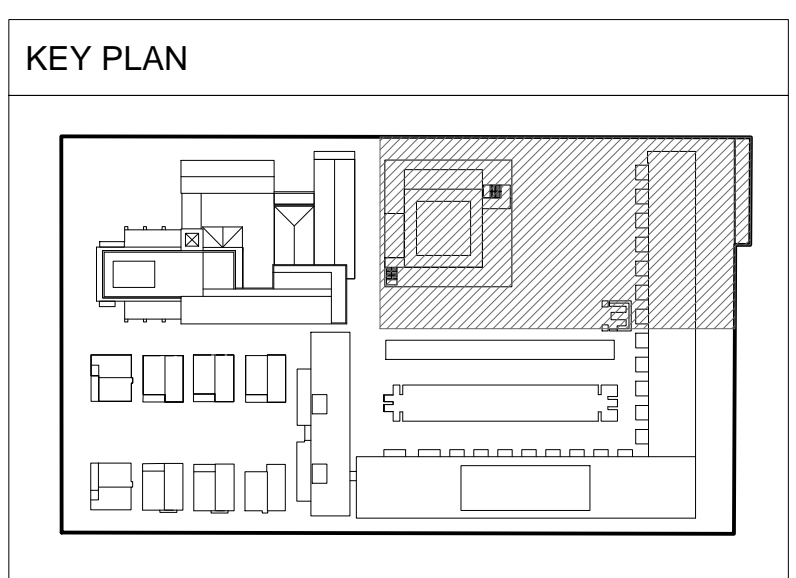
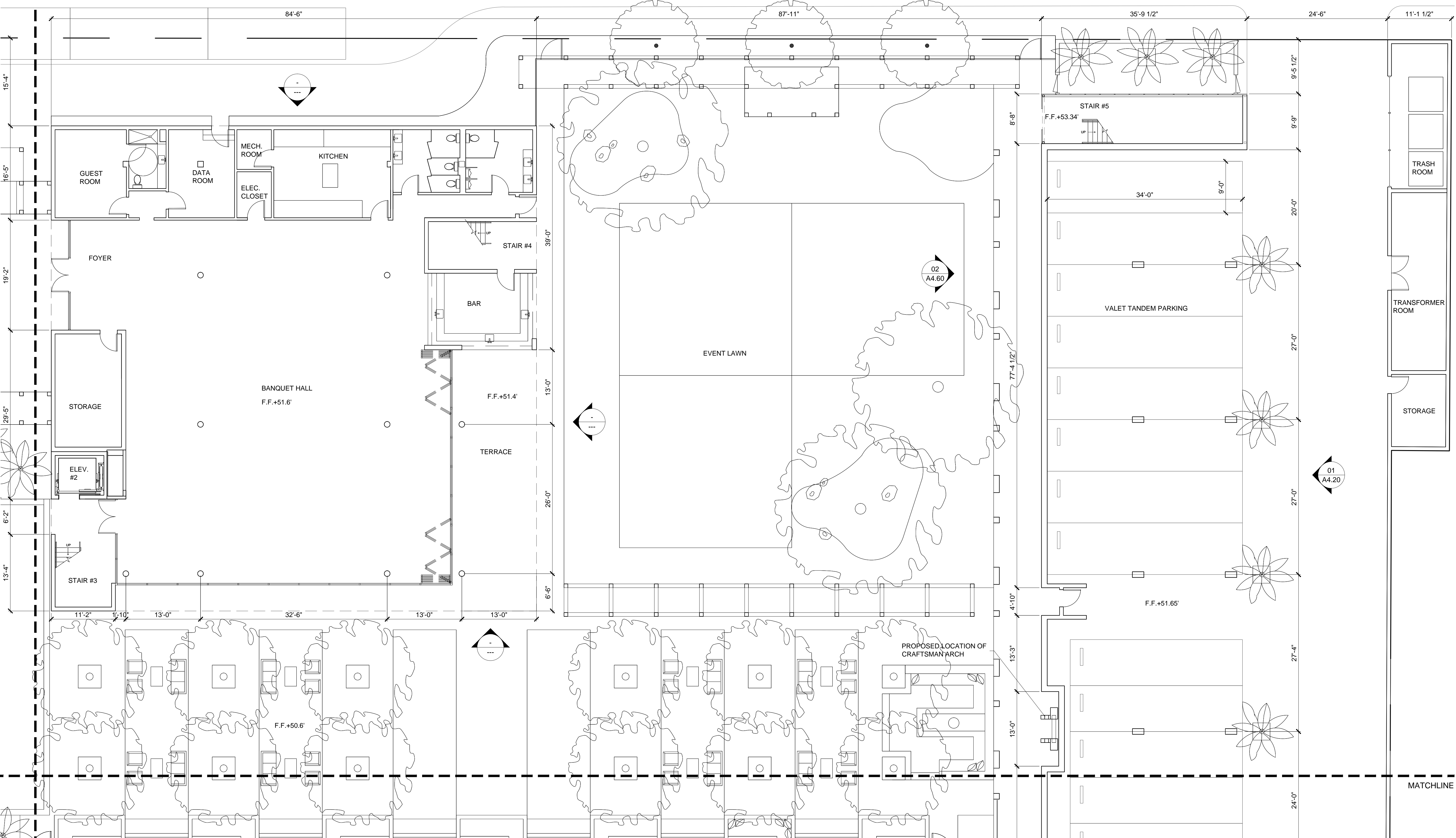
SHEET TITLE:
1ST FLOOR PLAN

SCALE: AS NOTED
DATE: 09.06.2014

SCALE: AS INDICATED
DATE: 06-10-14

ALL DRAWINGS AND WRITTEN MATERIAL APPEARING HEREIN
CONSTITUTE ORIGINAL AND UNPUBLISHED WORK OF THE
ARCHITECT AND MAY NOT BE REPRODUCED, COPIED OR
DISCLOSED WITHOUT THE WRITTEN CONSENT OF THE
ARCHITECT.

A3.00A



**ORCHID TREE
RESORT & SPA**

284 S CAHUILLA ROAD
PALM SPRINGS, CA 92262
PROJECT NUMBER: 13020.1

REVISIONS:

SHEET TITLE:
1ST FLOOR PLAN

SCALE: AS INDICATED
DATE: 06-10-14

ALL DRAWINGS AND WRITTEN MATERIAL APPEARING HEREIN
CONSTITUTE ORIGINAL AND UNPUBLISHED WORK OF THE
ARCHITECT AND MAY NOT BE REPRODUCED, COPIED OR
DISCLOSED WITHOUT THE WRITTEN CONSENT OF THE
ARCHITECT.

**GWYNNE PUGH
URBAN STUDIO**

2800 29th Street
Suite 171
SANTA MONICA, CA 90405
t 310 396 4540

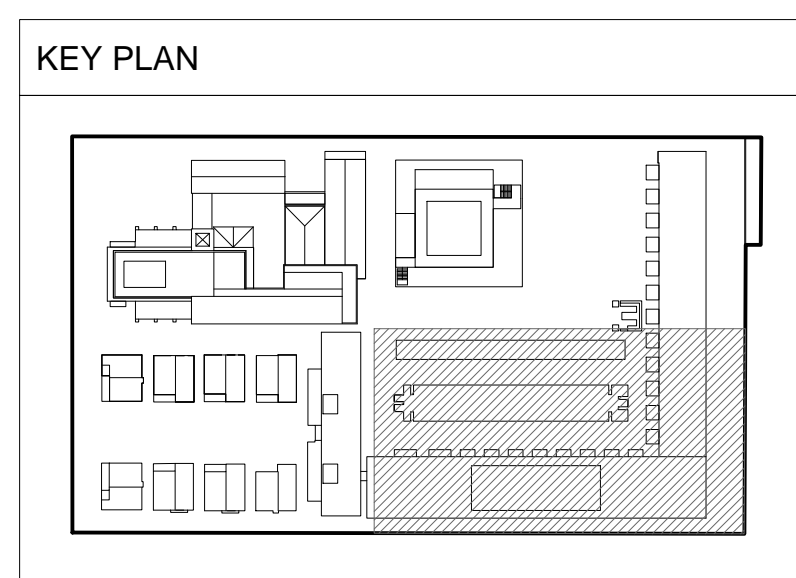
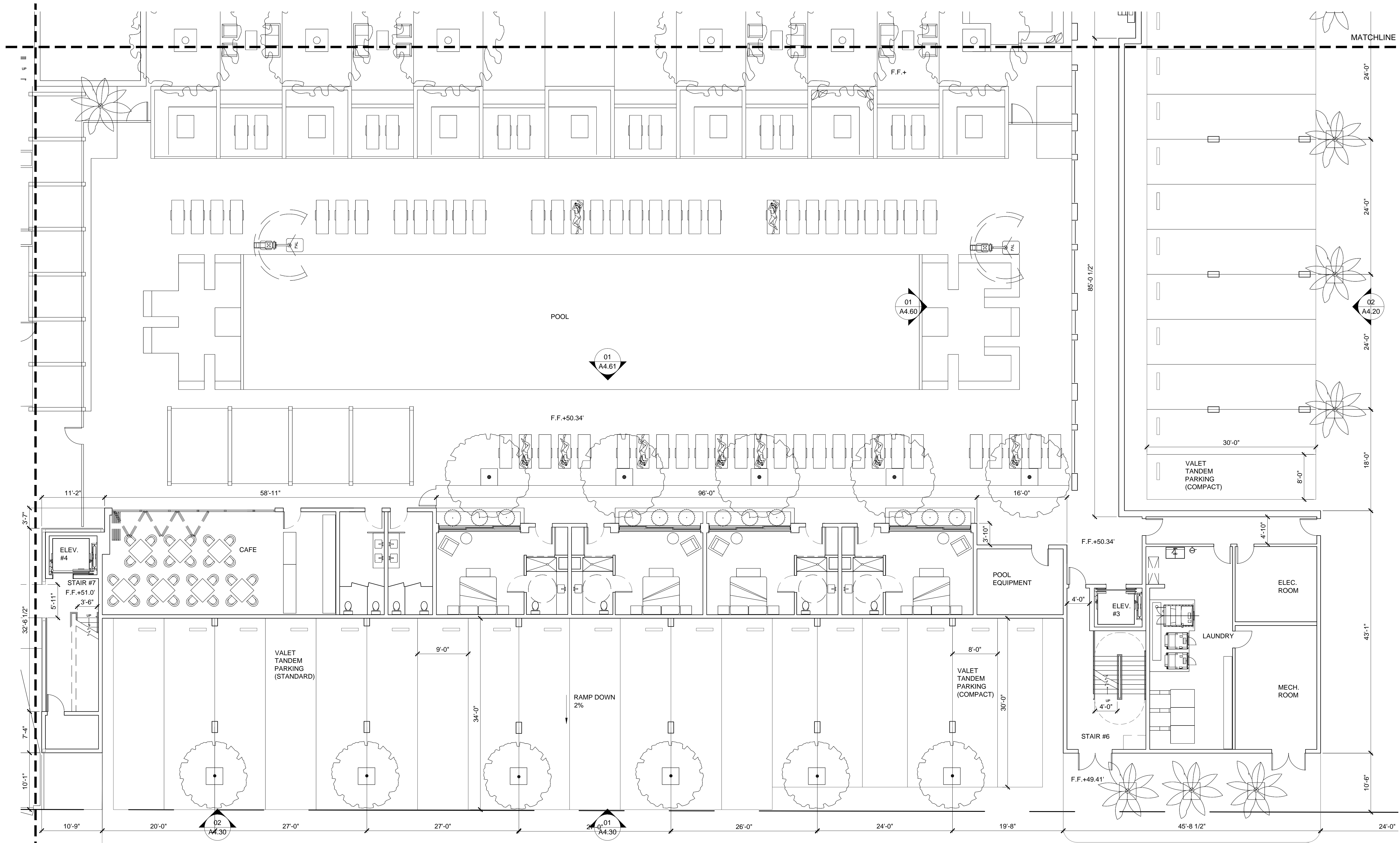
1ST FLOOR PLAN B

01

SCALE: 1/8" = 1'-0"

REF: -

A3.00B



**ORCHID TREE
RESORT & SPA**

284 S CAHUILLA ROAD
PALM SPRINGS, CA 92262
PROJECT NUMBER: 13020.1

REVISIONS:

SHEET TITLE:
1ST FLOOR PLAN

SCALE: AS INDICATED
DATE: 06-10-14

ALL DRAWINGS AND WRITTEN MATERIAL APPEARING HEREIN
CONSTITUTE ORIGINAL AND UNPUBLISHED WORK OF THE
ARCHITECT AND MAY NOT BE REPRODUCED, USED OR
DISCLOSED WITHOUT THE WRITTEN CONSENT OF THE
ARCHITECT.

1ST FLOOR PLAN C

01

SCALE: 1/8" = 1'-0"

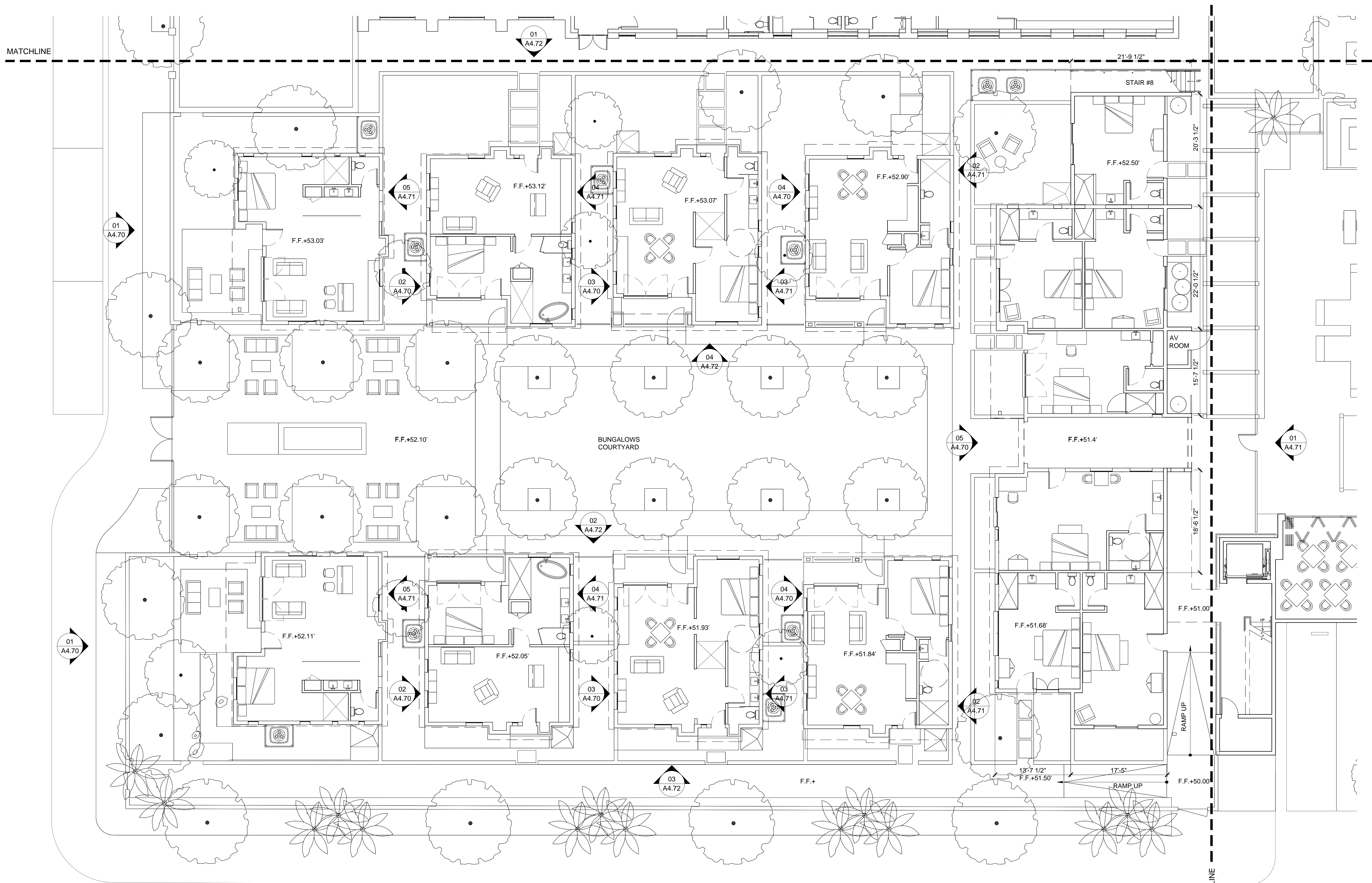
**GWYNNE PUGH
URBAN STUDIO**

2800 29th Street
Suite 171
SANTA MONICA, CA 90405
t 310 396 4540

A3.00C

REF: -

MATCHLINE



**ORCHID TREE
RESORT & SPA**

284 S CAHUILLA ROAD
PALM SPRINGS, CA 92262
PROJECT NUMBER: 13020.1

REVISIONS:

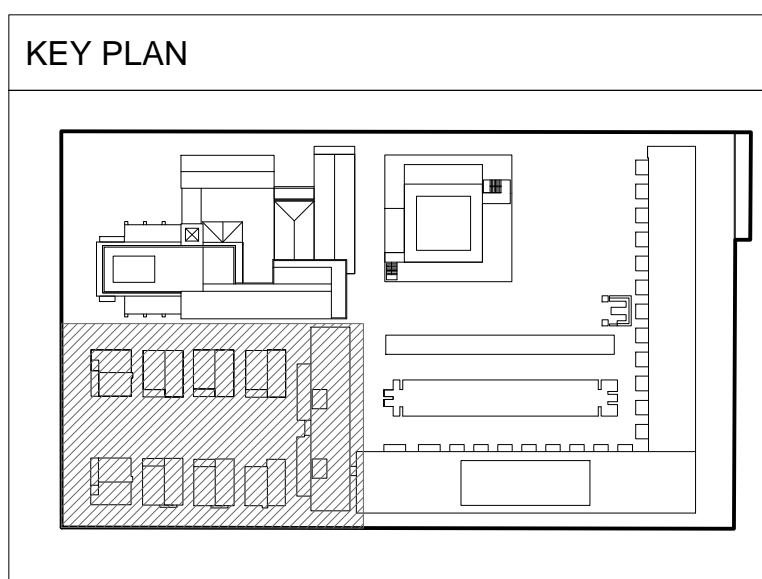
SHEET TITLE:
1ST FLOOR PLAN

SCALE: AS NOTED
DATE: 09.06.2014
SCALE: AS INDICATED
DATE: 06-10-14

ALL DRAWINGS AND WRITTEN MATERIAL APPEARING HEREIN
CONSTITUTE ORIGINAL AND UNPUBLISHED WORK OF THE
ARCHITECT AND MAY NOT BE REPRODUCED, USED OR
DISCLOSED WITHOUT THE WRITTEN CONSENT OF THE
ARCHITECT.

**GWYNNE PUGH
URBAN STUDIO**

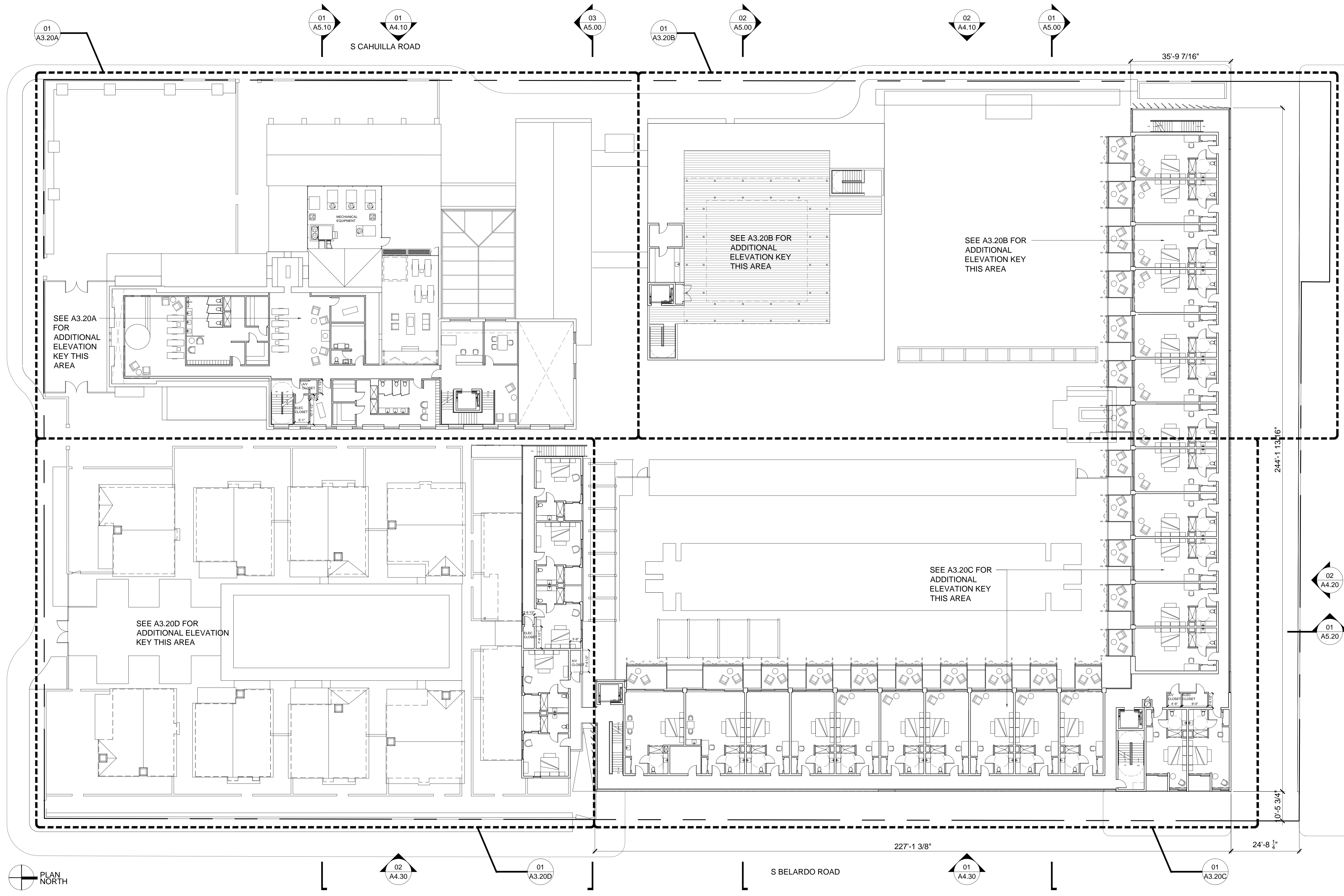
2800 29th Street
Suite 171
SANTA MONICA, CA 90405
t 310 396 4540



1ST FLOOR PLAN D 01
SCALE: 1/8" = 1'-0"

REF: -

A3.00D



**ORCHID TREE
RESORT & SPA**

284 S CAHUILLA ROAD
PALM SPRINGS, CA 92262
PROJECT NUMBER: 13020.1

REVISIONS:

SHEET TITLE:
2ND FLOOR PLAN

SCALE: AS NOTED
DATE: 09.06.2014

SCALE: AS INDICATED
DATE: 06-10-14

ALL DRAWINGS AND WRITTEN MATERIAL APPEARING HEREIN
CONSTITUTE ORIGINAL AND UNPUBLISHED WORK OF THE
ARCHITECT AND MAY NOT BE REPLICATED, USED OR
DISCLOSED WITHOUT THE WRITTEN CONSENT OF THE
ARCHITECT.

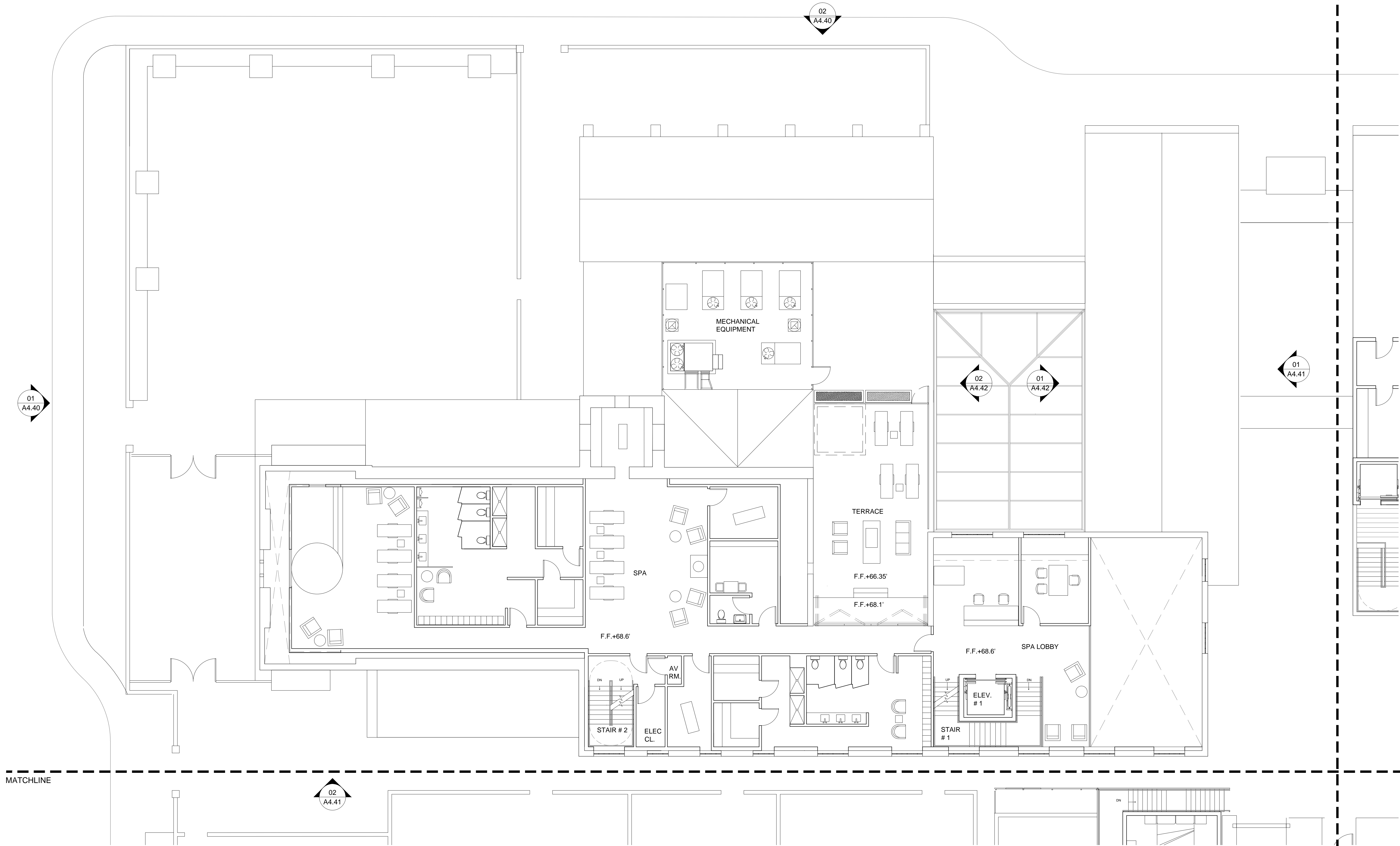
2ND FLOOR PLAN

SCALE: 1/16"=1'-0"

**GWYNNE PUGH
URBAN STUDIO**

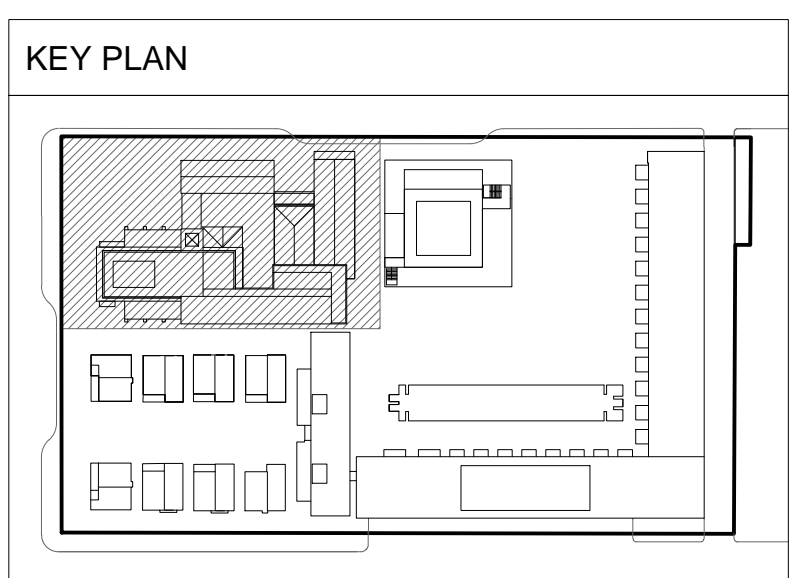
2800 29th Street
Suite 171
SANTA MONICA, CA 90405
t 310 396 4540

A3.20



MATCHLINE

MATCHLINE



**ORCHID TREE
RESORT & SPA**

284 S CAHUILLA ROAD
PALM SPRINGS, CA 92262
PROJECT NUMBER: 13020.1

REVISIONS:

SHEET TITLE:
2ND FLOOR PLAN

SCALE: AS INDICATED
DATE: 06-10-14

ALL DRAWINGS AND WRITTEN MATERIAL APPEARING HEREIN
CONSTITUTE ORIGINAL AND UNPUBLISHED WORK OF THE
ARCHITECT AND MAY NOT BE REPRODUCED, COPIED OR
DISCLOSED WITHOUT THE WRITTEN CONSENT OF THE
ARCHITECT.

2ND FLOOR PLAN A

01

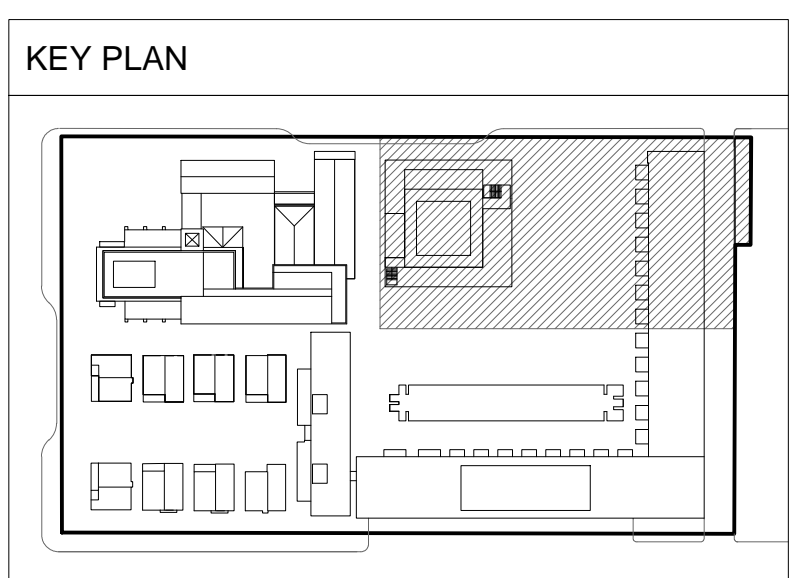
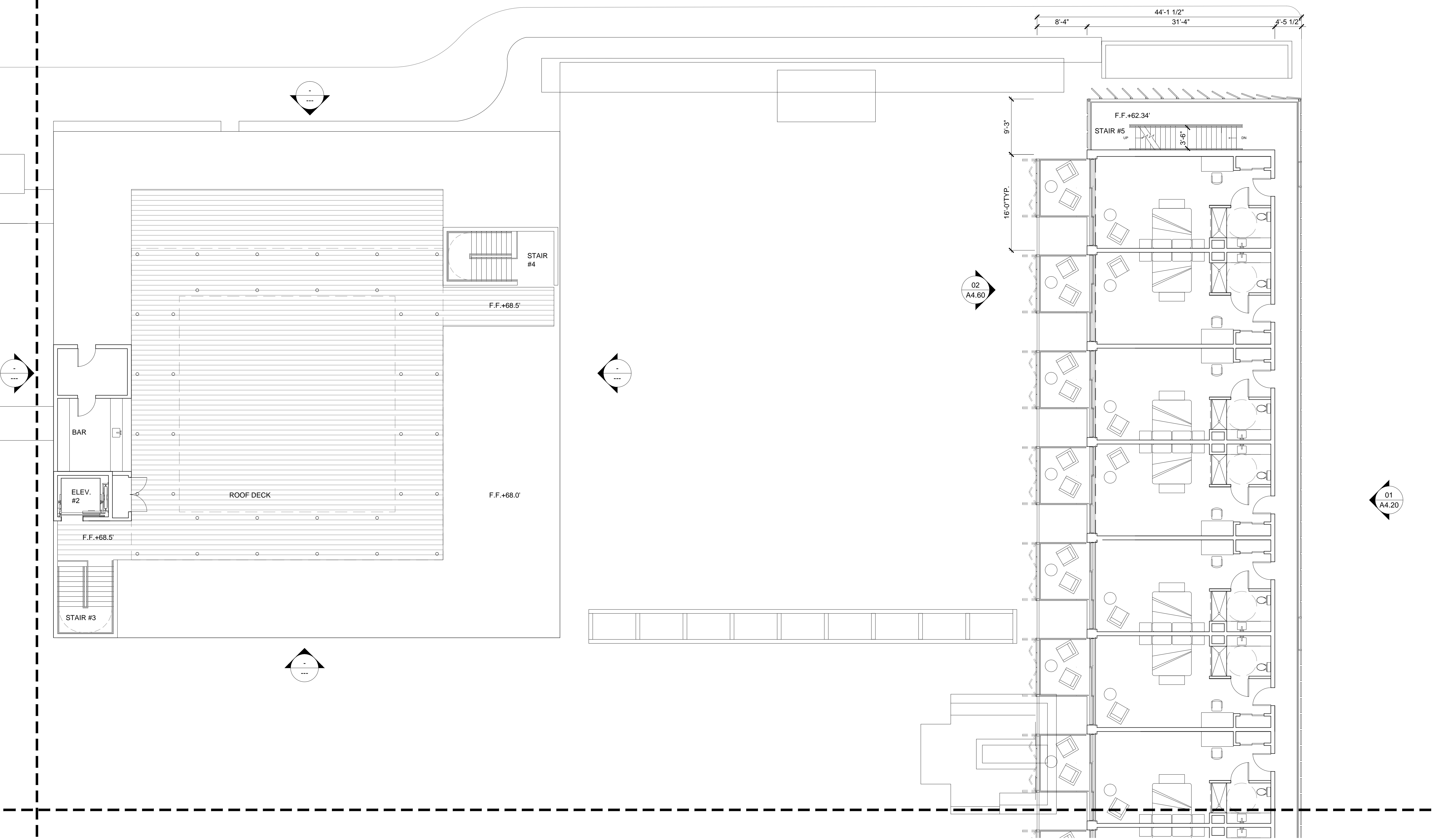
**GWYNNE PUGH
URBAN STUDIO**

2800 29th Street
Suite 171
SANTA MONICA, CA 90405
t 310 396 4540

A3.20A

REF: -

SCALE: 1/8" = 1'-0"



PLAN NORTH



ORCHID TREE
RESORT & SPA

284 S CAHUILLA ROAD
PALM SPRINGS, CA 92262
PROJECT NUMBER: 13020.1

REVISIONS:

SHEET TITLE:
2ND FLOOR PLAN

SCALE: AS NOTED
DATE: 09.06.2014

SCALE: AS INDICATED
DATE: 06-10-14

ALL DRAWINGS AND WRITTEN MATERIAL APPEARING HEREIN
CONSTITUTE ORIGINAL AND UNPUBLISHED WORK OF THE
ARCHITECT AND MAY NOT BE REPRODUCED, COPIED OR
DISCLOSED WITHOUT THE WRITTEN CONSENT OF THE
ARCHITECT.

2ND FLOR PLAN B

01

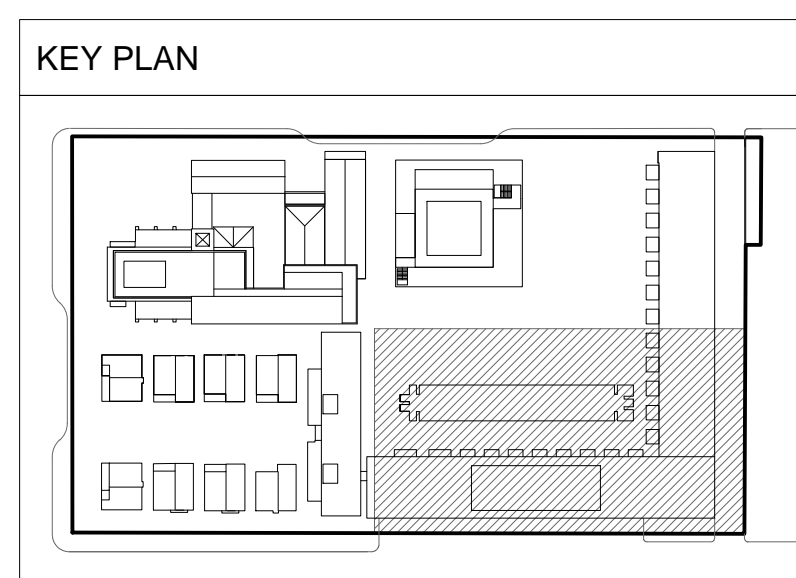
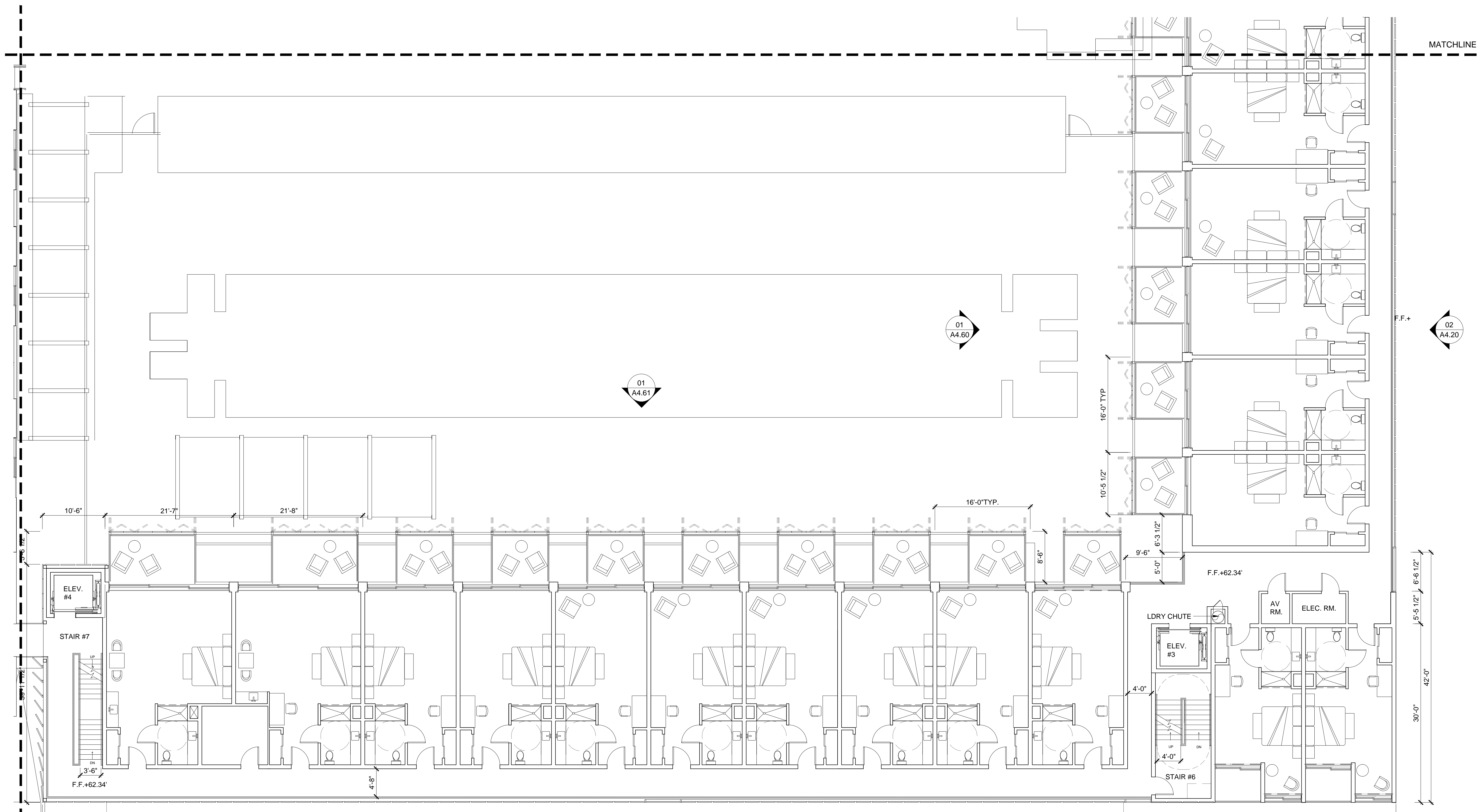
**GWYNNE PUGH
URBAN STUDIO**

2800 29th Street
Suite 171
SANTA MONICA, CA 90405
t 310 396 4540

A3.20B

REF: -

SCALE: 1/8" = 1'-0"



**ORCHID TREE
RESORT & SPA**

284 S CAHUILLA ROAD
PALM SPRINGS, CA 92262
PROJECT NUMBER: 13020.1

REVISIONS:

SHEET TITLE:
2ND FLOOR PLAN

SCALE: AS NOTED
DATE: 09.06.2014

SCALE: AS INDICATED
DATE: 06-10-14

ALL DRAWINGS AND WRITTEN MATERIAL APPEARING HEREIN
CONSTITUTE ORIGINAL AND UNPUBLISHED WORK OF THE
ARCHITECT AND MAY NOT BE REPRODUCED, COPIED OR
DISCLOSED WITHOUT THE WRITTEN CONSENT OF THE
ARCHITECT.

2ND FLOOR PLAN C

SCALE: 1/8" = 1'-0"

**GWYNNE PUGH
URBAN STUDIO**

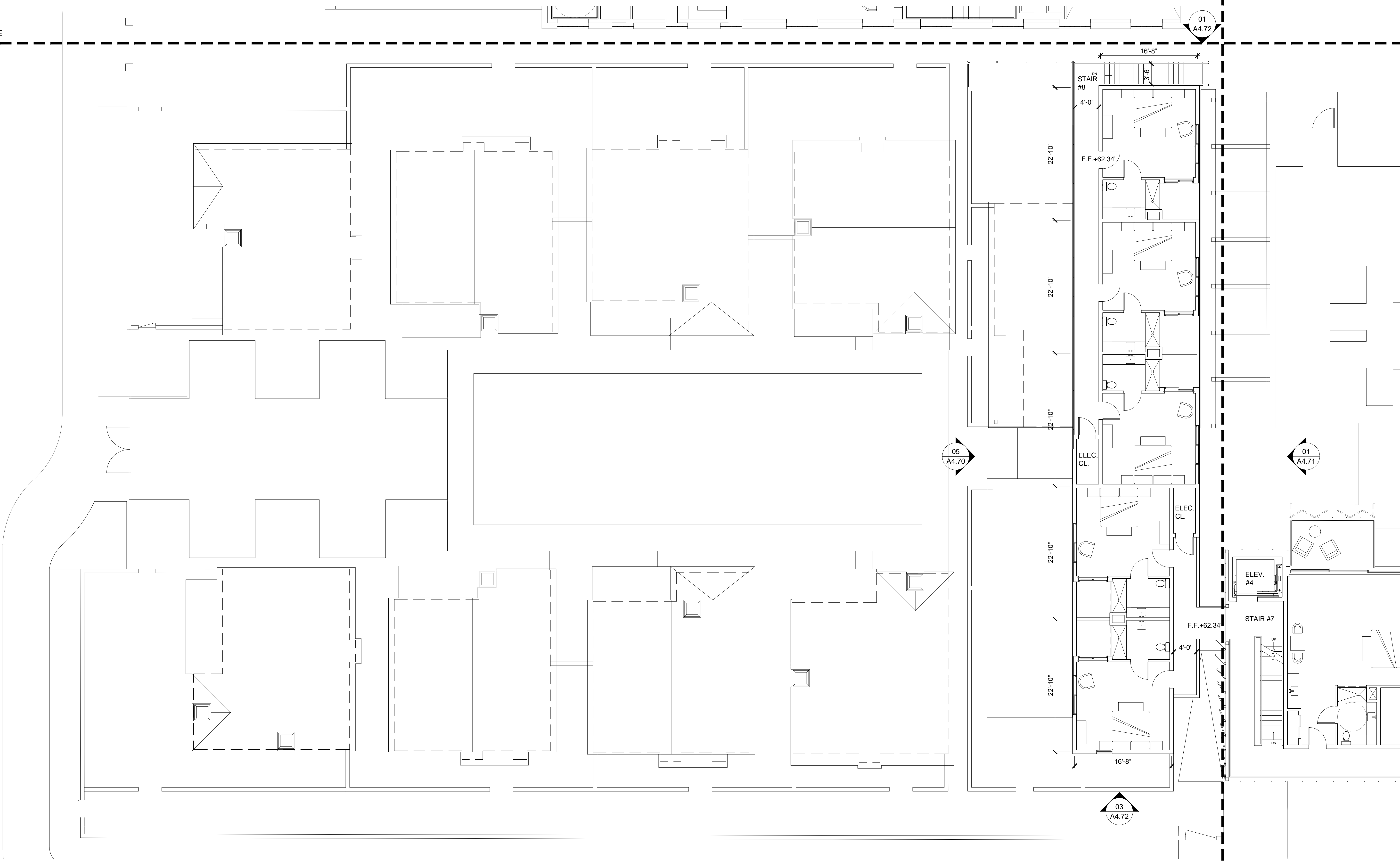
2800 29th Street
Suite 171
SANTA MONICA, CA 90405
t 310 396 4540

A3.20C

REF: -

MATCHLINE

01
A4.72

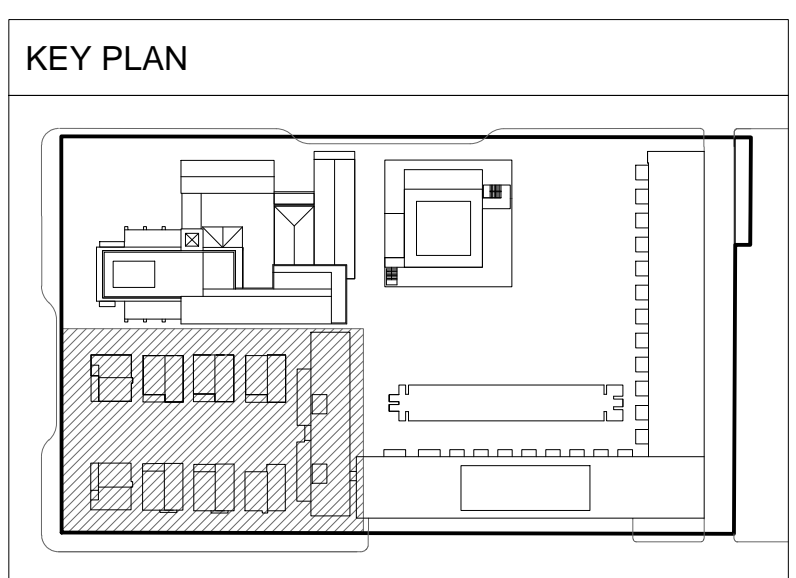


05
A4.70

01
A4.71

03
A4.72

MATCHLINE



PLAN NORTH

2ND FLOOR PLAN D
SCALE: 1/8" = 1'-0"

01

GWYNNE PUGH
URBAN STUDIO

2800 29th Street
Suite 171
SANTA MONICA, CA 90405
t 310 396 4540



ORCHID TREE
RESORT & SPA

284 S CAHUILLA ROAD
PALM SPRINGS, CA 92262
PROJECT NUMBER: 13020.1

REVISIONS:

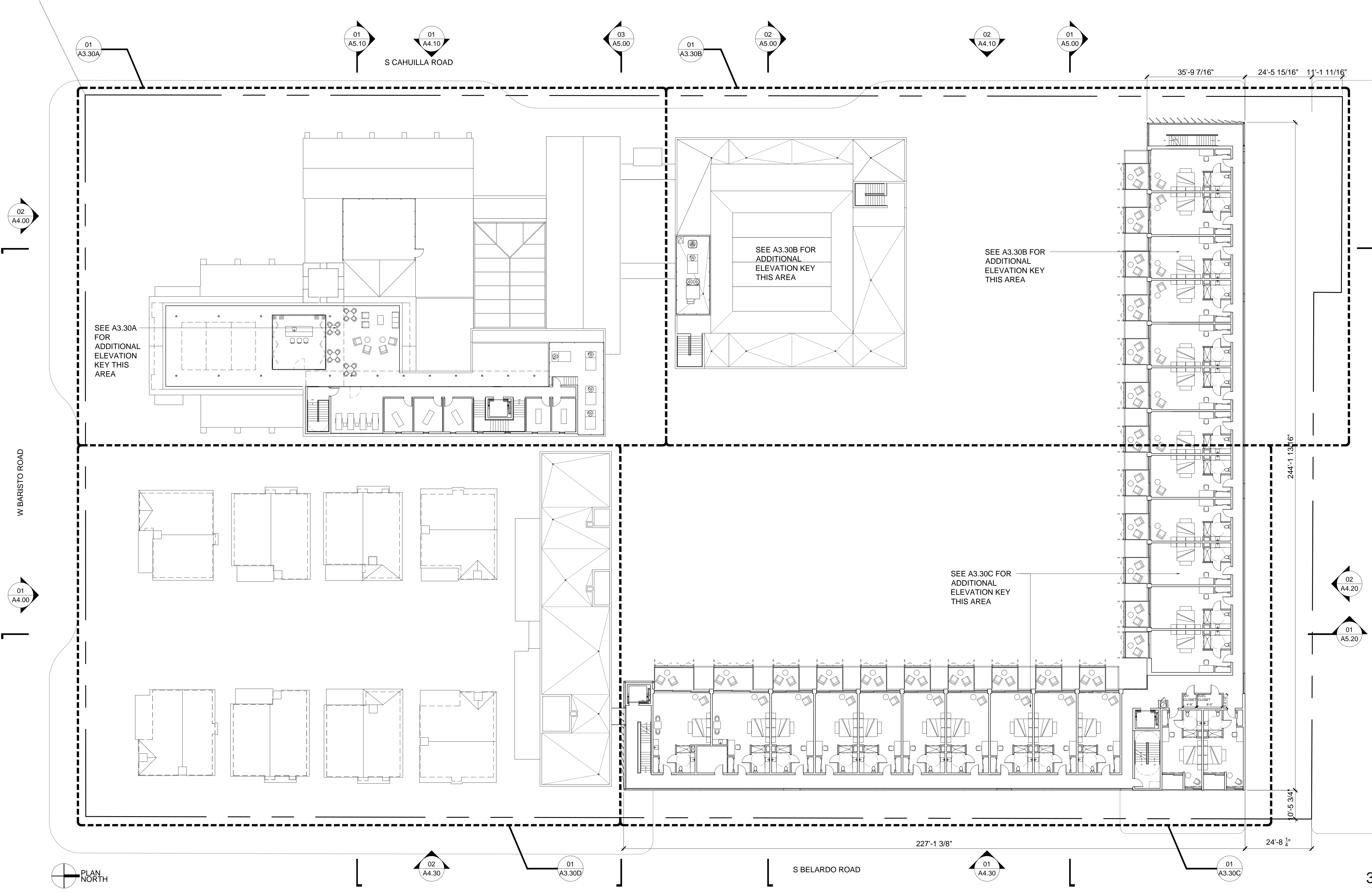
SHEET TITLE:
2ND FLOOR PLAN

SCALE: AS INDICATED
DATE: 06-10-14

ALL DRAWINGS AND WRITTEN MATERIAL APPEARING HEREIN
CONSTITUTE ORIGINAL AND UNPUBLISHED WORK OF THE
ARCHITECT AND MAY NOT BE REPLICATED, USED OR
DISCLOSED WITHOUT THE WRITTEN CONSENT OF THE
ARCHITECT.

A3.20D

REF: -



**ORCHID TREE
RESORT & SPA**

284 S CAHUILLA ROAD
PALM SPRINGS, CA 92262
PROJECT NUMBER: 13020.1

REVISIONS:

SHEET TITLE:
3RD FLOOR PLAN

SCALE: AS NOTED
DATE: 09.06.2014

SCALE: AS INDICATED
DATE: 06-10-14

ALL DRAWINGS AND WRITTEN MATERIAL APPEARING HEREIN
CONSTITUTE ORIGINAL AND UNPUBLISHED WORK OF THE
ARCHITECT AND MAY NOT BE REPLICATED, USED OR
DISCLOSED WITHOUT THE WRITTEN CONSENT OF THE
ARCHITECT.

**GWYNNE PUGH
URBAN STUDIO**

2800 29th Street
Suite 171
SANTA MONICA, CA 90405
t 310 396 4540

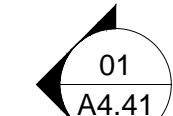
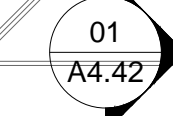
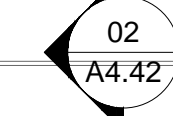
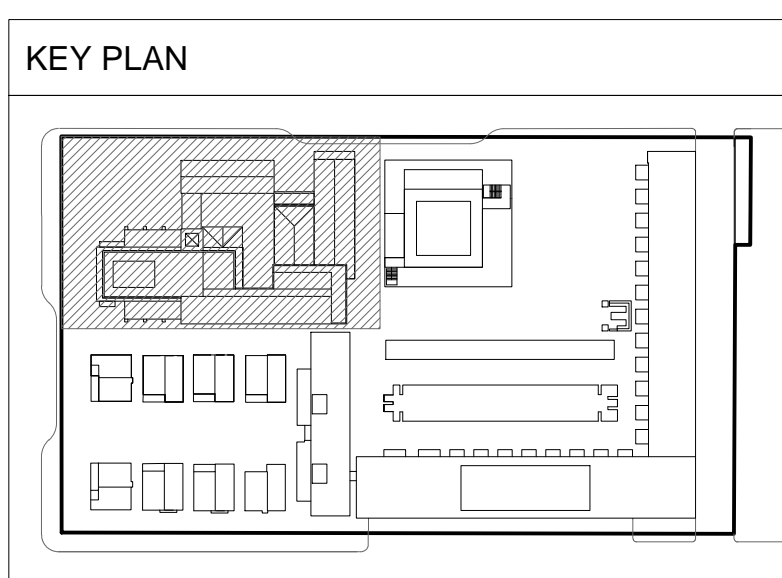
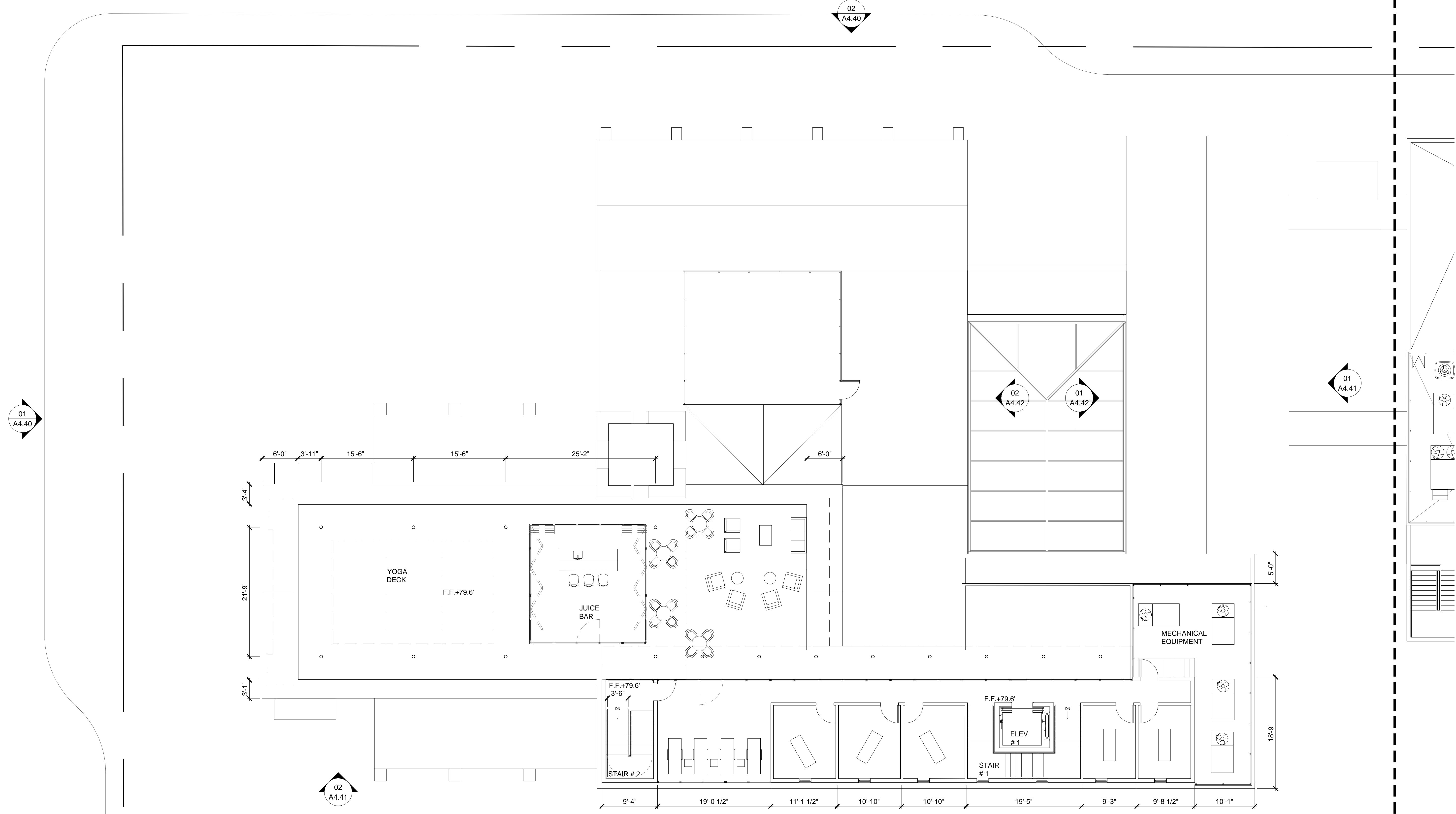
THIRD FLOOR PLAN

01

SCALE: 1/16"=1'-0"

REF: -

A3.30



MATCHLINE

MATCHLINE



ORCHID TREE
RESORT & SPA

284 S CAHUILLA ROAD
PALM SPRINGS, CA 92262
PROJECT NUMBER: 13020.1

REVISIONS:

SHEET TITLE:
3RD FLOOR PLAN

SCALE: AS NOTED
DATE: 09.06.2014

SCALE: AS INDICATED
DATE: 06-10-14

ALL DRAWINGS AND WRITTEN MATERIAL APPEARING HEREIN
CONSTITUTE ORIGINAL AND UNPUBLISHED WORK OF THE
ARCHITECT AND MAY NOT BE REPRODUCED, USED OR
DISCLOSED WITHOUT THE WRITTEN CONSENT OF THE
ARCHITECT.

3RD FLOOR PLAN A



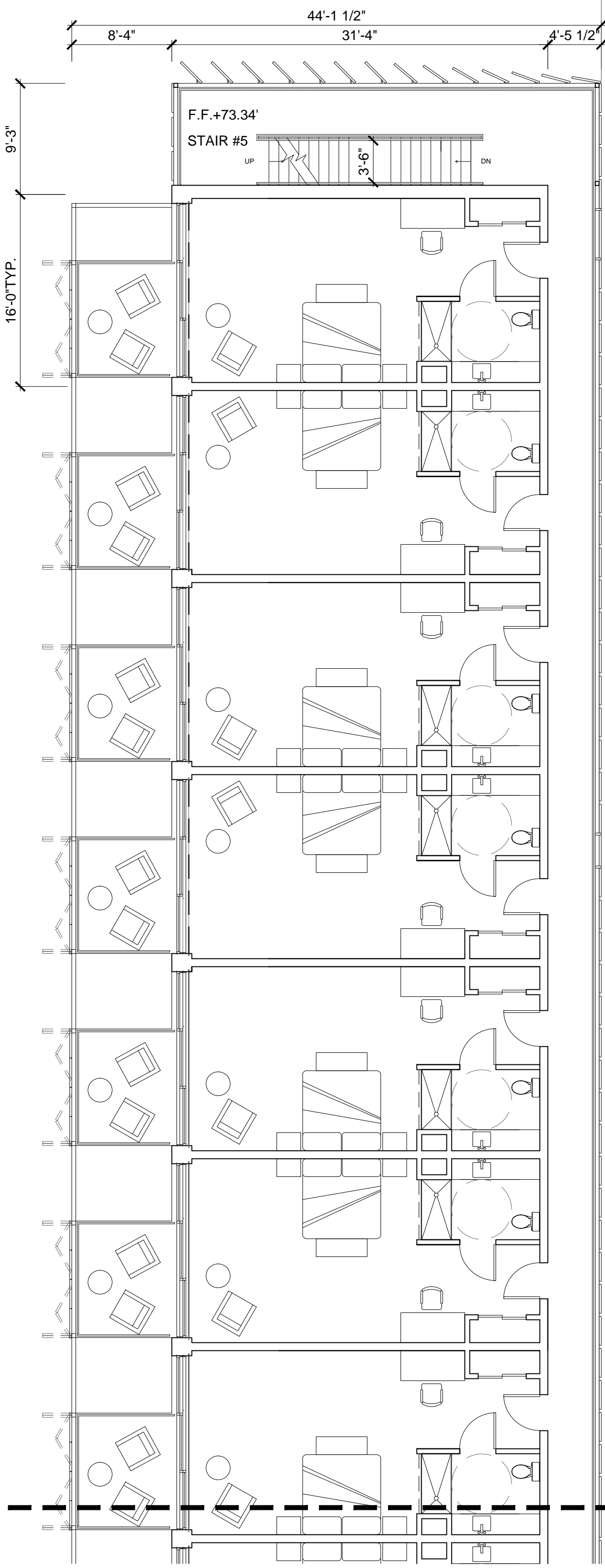
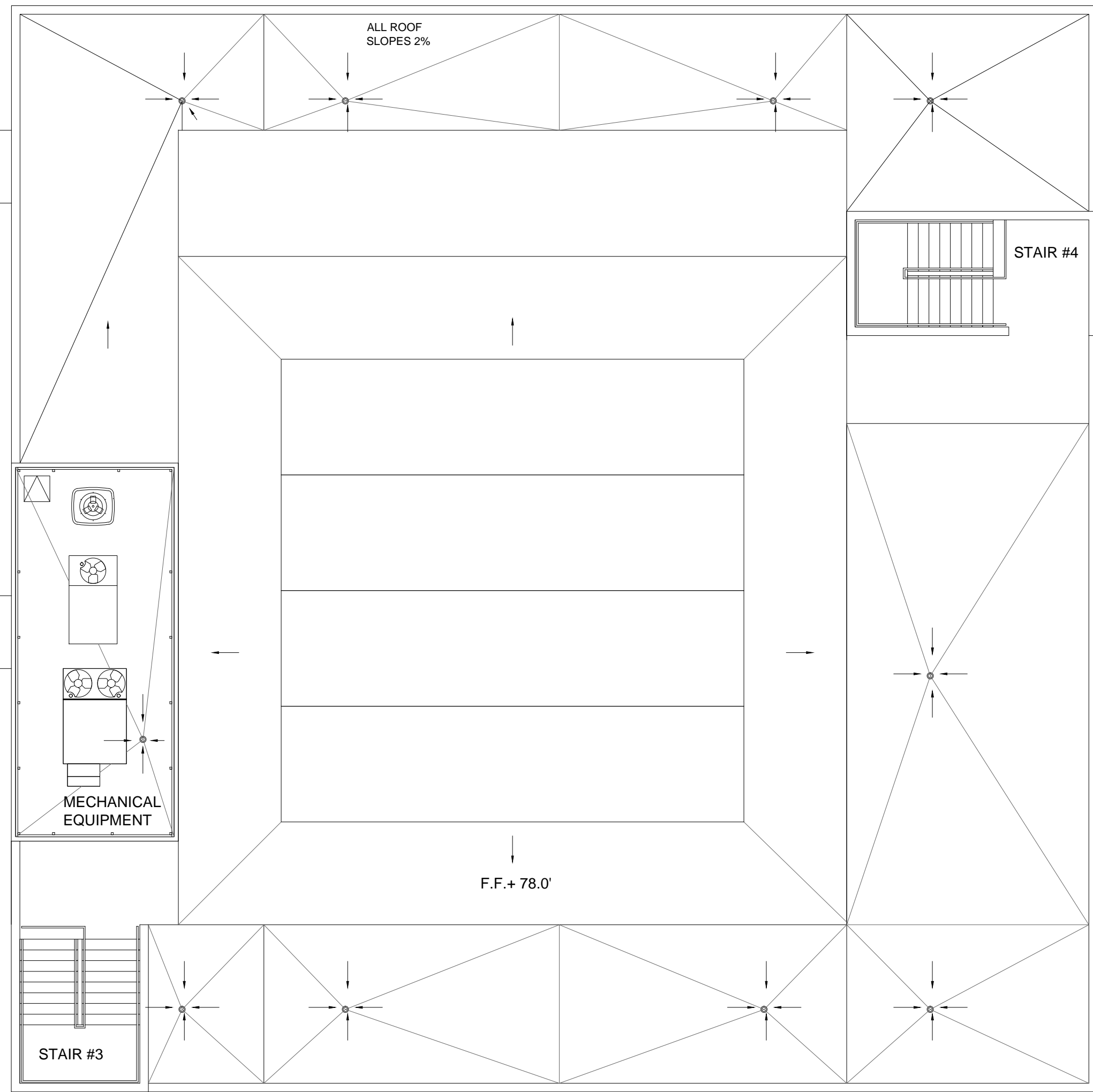
**GWYNNE PUGH
URBAN STUDIO**

2800 29th Street
Suite 171
SANTA MONICA, CA 90405
t 310 396 4540

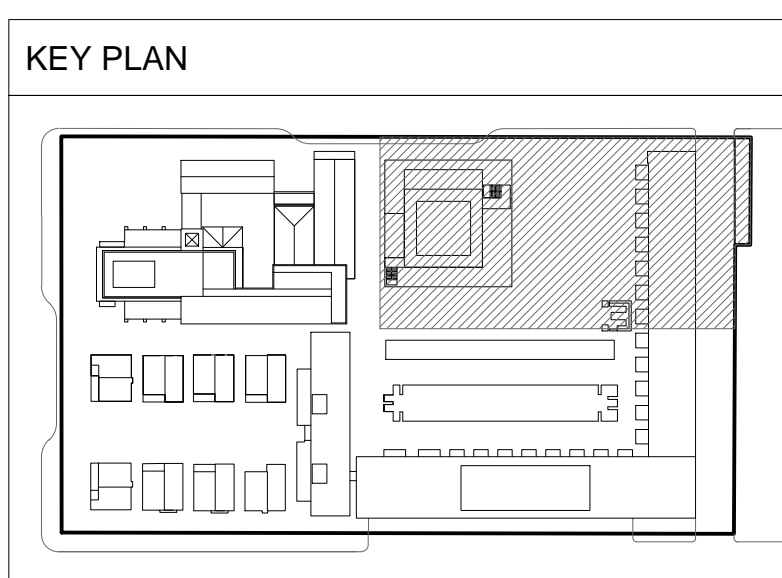
REF: -

SCALE: 1/8" = 1'-0"

A3.30A



01
A4.20



**ORCHID TREE
RESORT & SPA**

284 S CAHUILLA ROAD
PALM SPRINGS, CA 92262
PROJECT NUMBER: 13020.1

REVISIONS:

SHEET TITLE:
3RD FLOOR PLAN

SCALE: AS NOTED
DATE: 09.06.2014
SCALE: AS INDICATED
DATE: 06-10-14

ALL DRAWINGS AND WRITTEN MATERIAL APPEARING HEREIN
CONSTITUTE ORIGINAL AND UNPUBLISHED WORK OF THE
ARCHITECT AND MAY NOT BE REPRODUCED, COPIED OR
DISCLOSED WITHOUT THE WRITTEN CONSENT OF THE
ARCHITECT.

**GWYNNE PUGH
URBAN STUDIO**

2800 29th Street
Suite 171
SANTA MONICA, CA 90405
t 310 396 4540

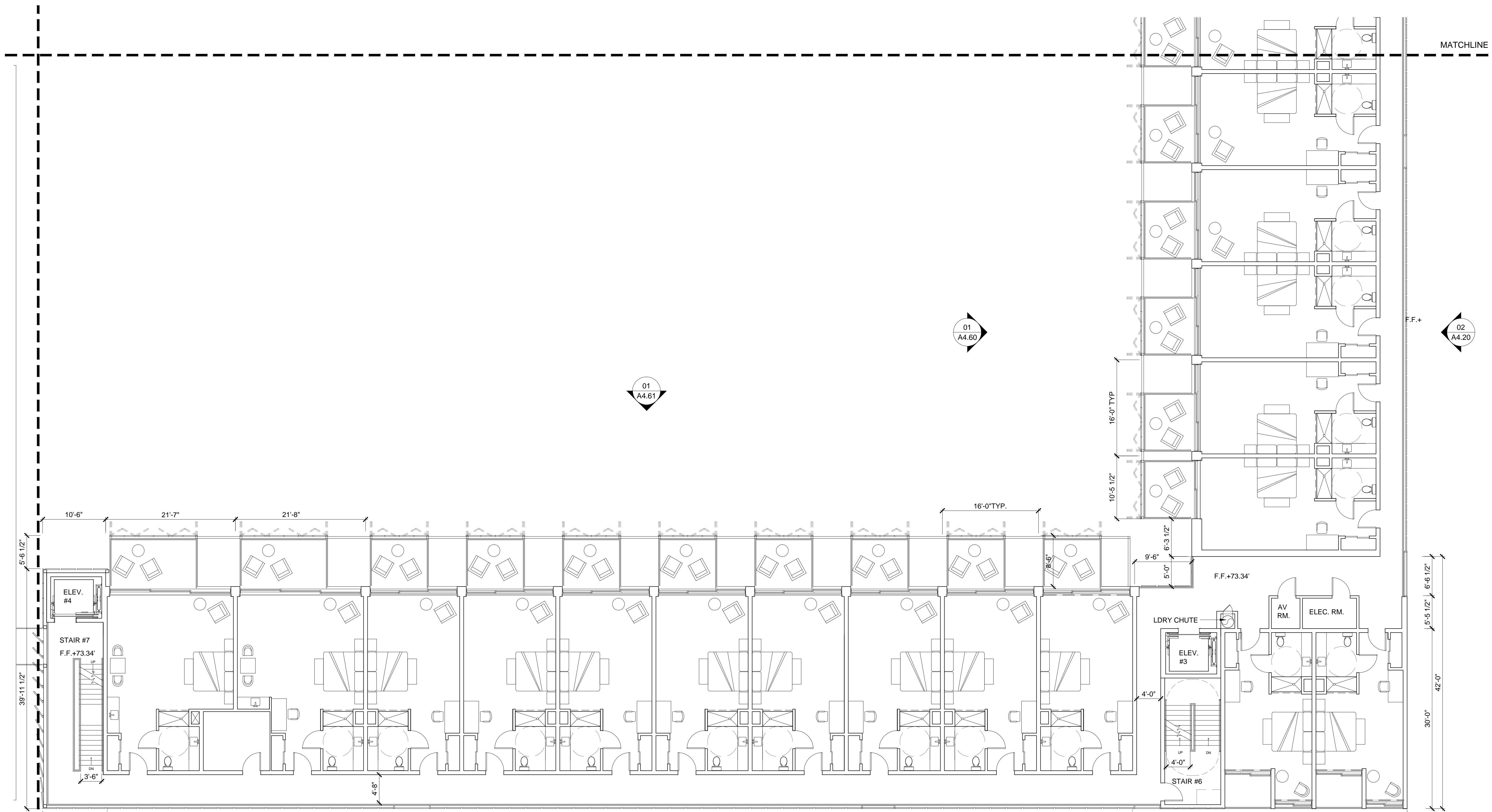
3RD FLOOR PLAN B

01

REF: -

SCALE: 1/8" = 1'-0"

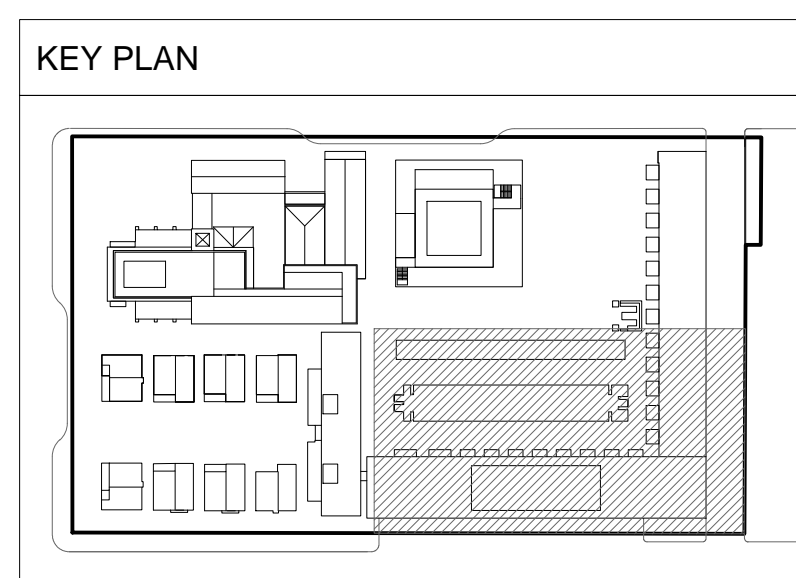
A3.30B



**ORCHID TREE
RESORT & SPA**

284 S CAHUILLA ROAD
PALM SPRINGS, CA 92262
PROJECT NUMBER: 13020.1

REVISIONS:



3RD FLOOR PLAN C

01

**GWYNNE PUGH
URBAN STUDIO**

2800 29th Street
Suite 171
SANTA MONICA, CA 90405
t 310 396 4540

A3.30C

SHEET TITLE:
3RD FLOOR PLAN

SCALE: AS NOTED
DATE: 09.06.2014

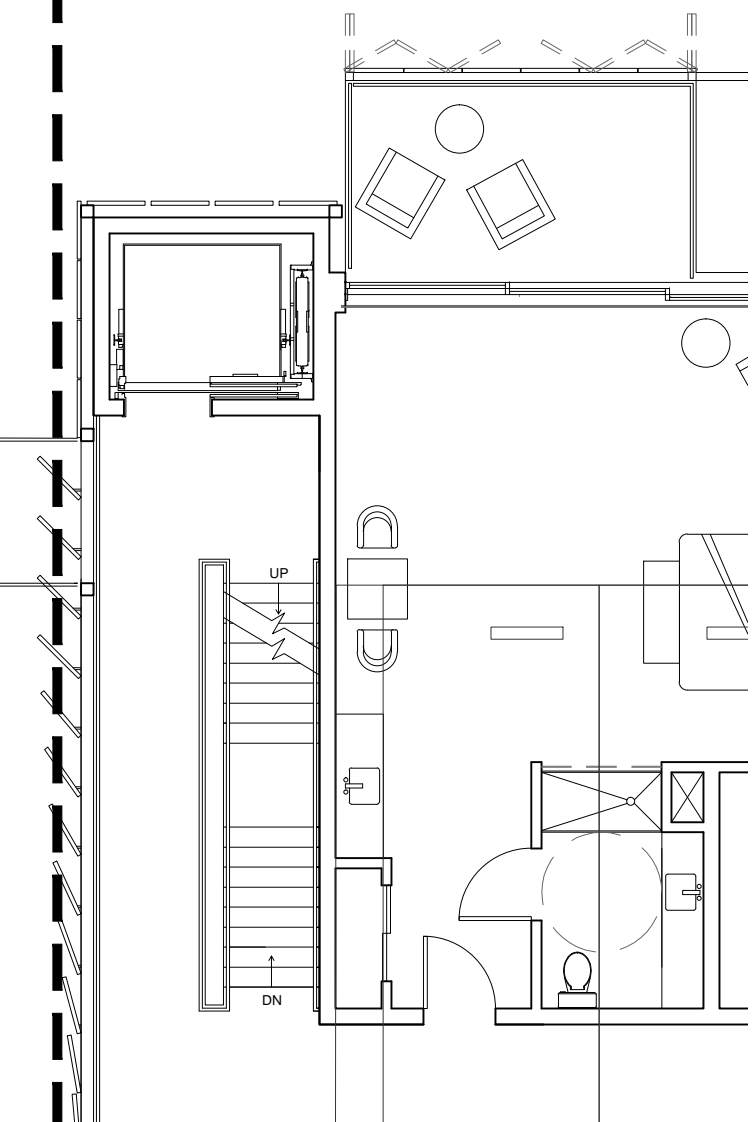
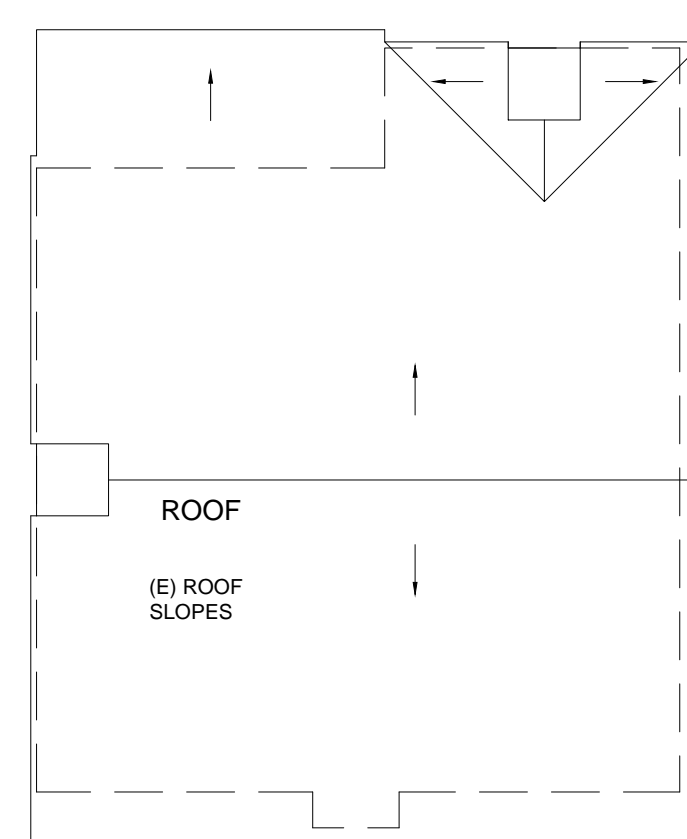
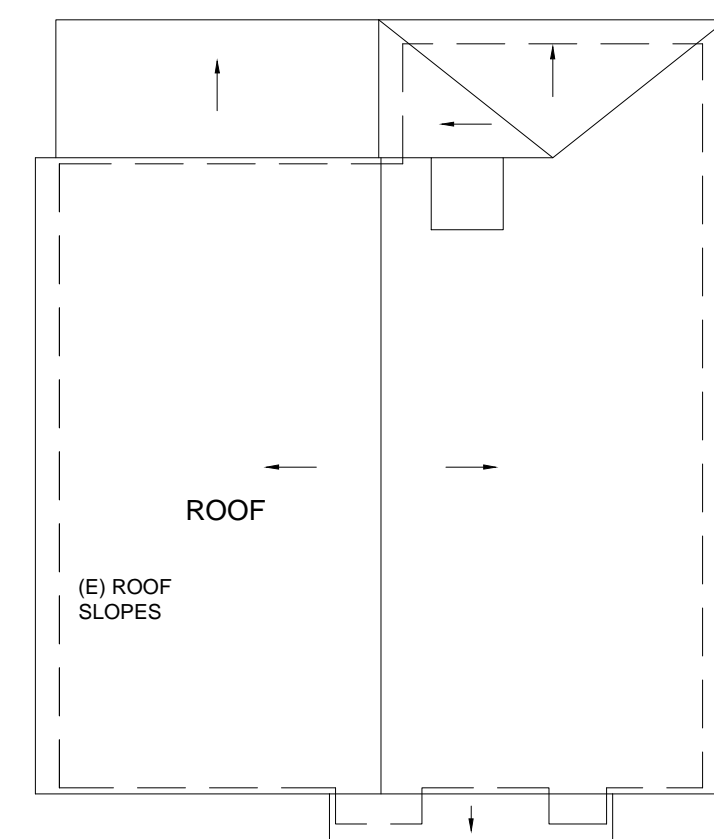
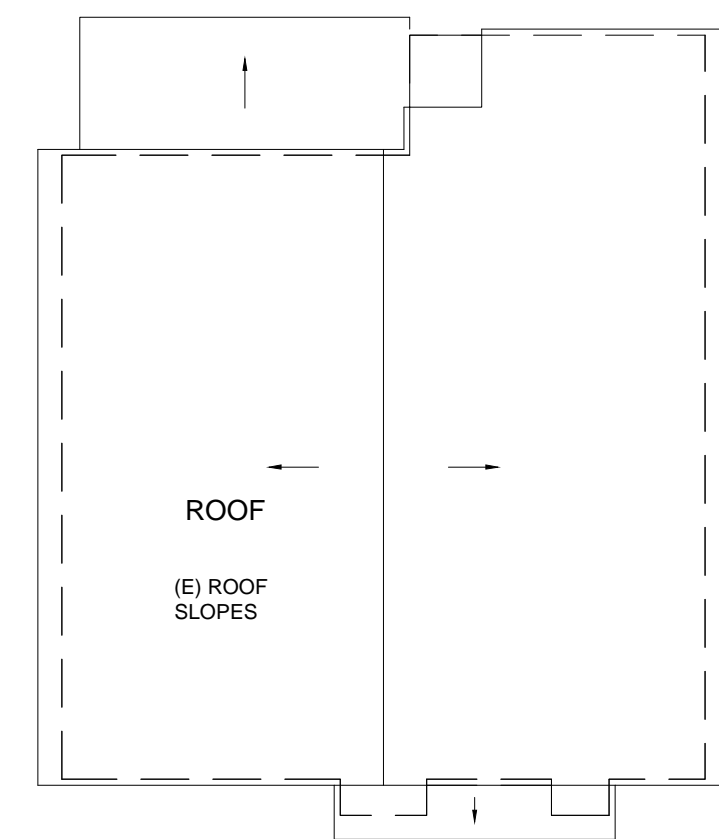
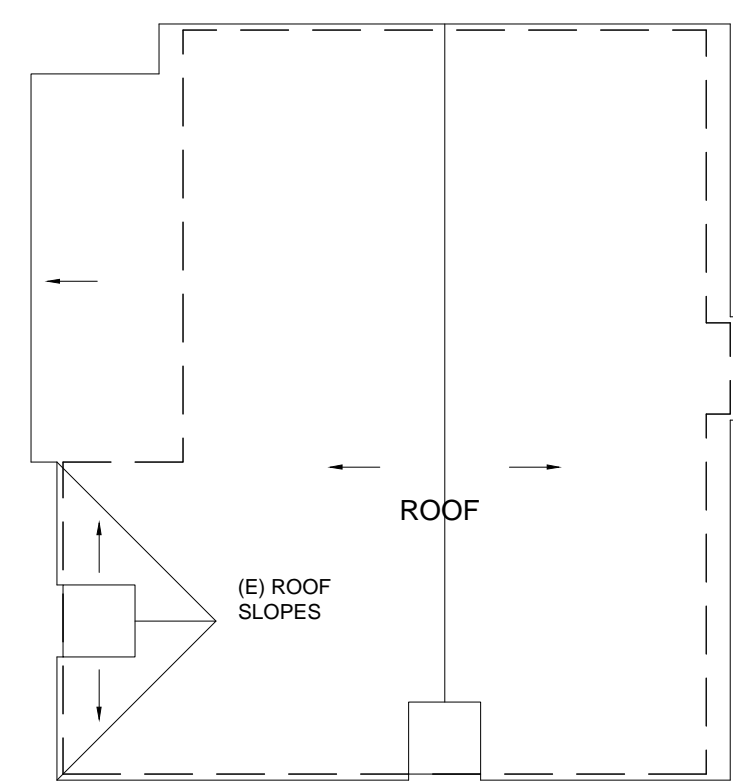
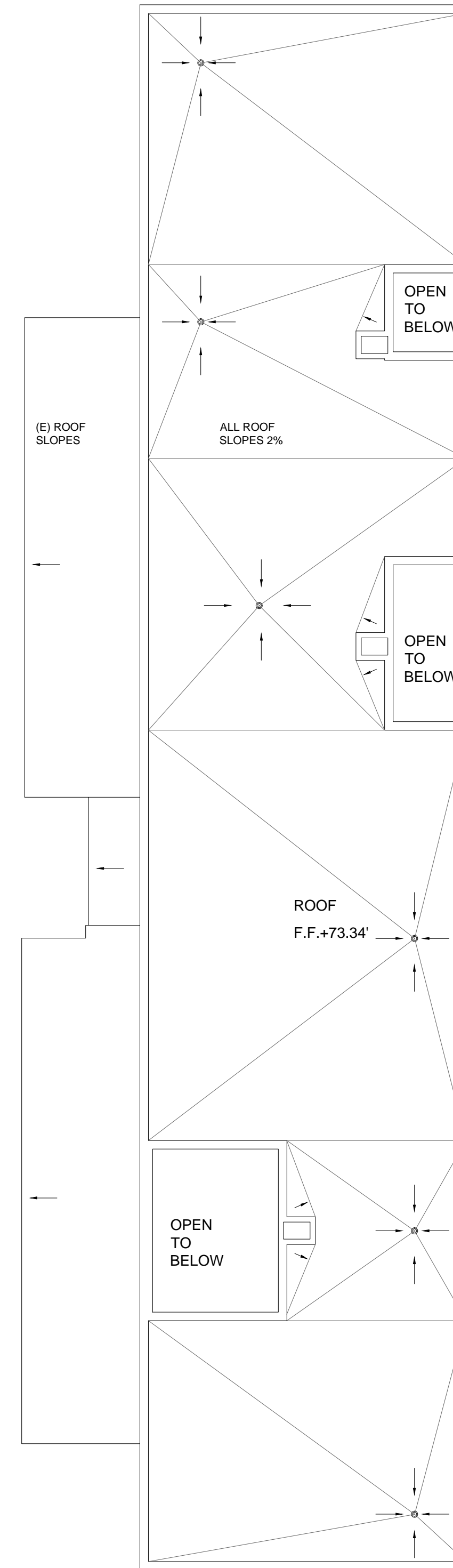
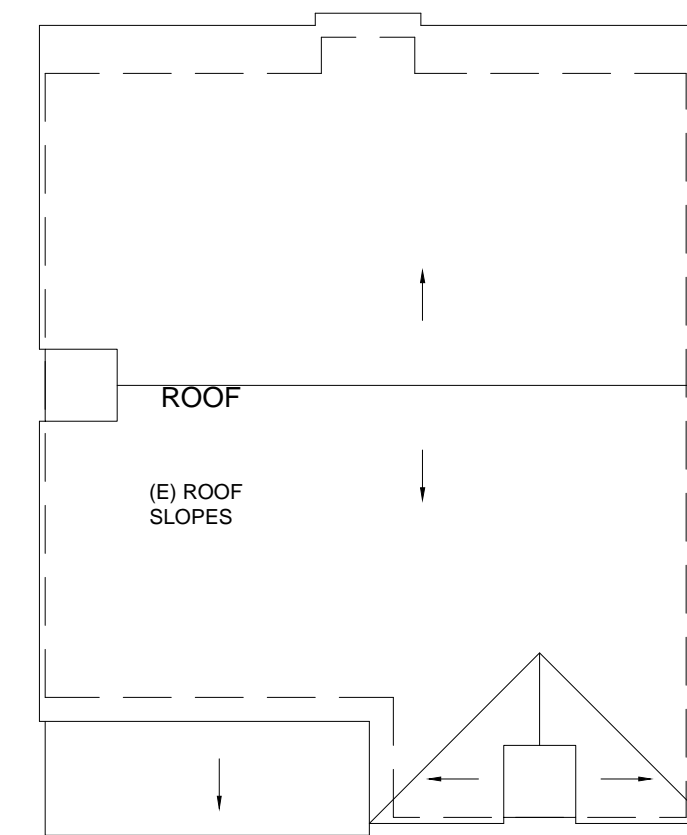
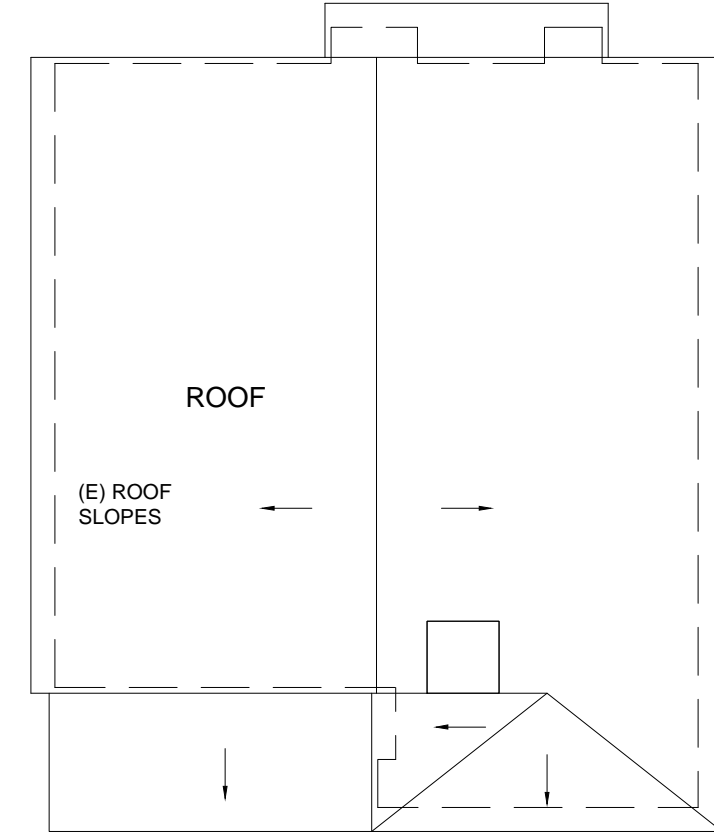
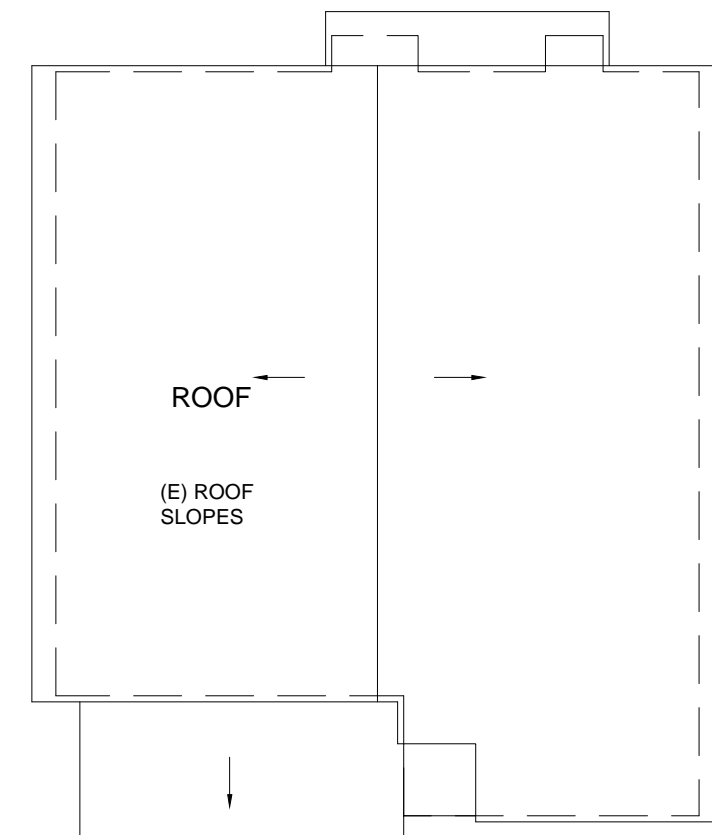
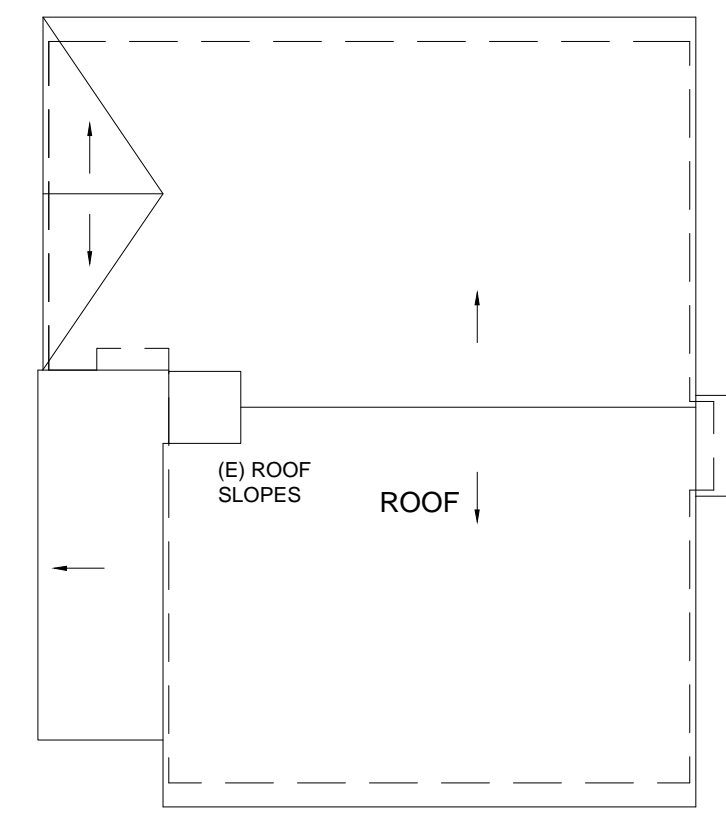
SCALE: AS INDICATED
DATE: 06-10-14

ALL DRAWINGS AND WRITTEN MATERIAL APPEARING HEREIN
CONSTITUTE ORIGINAL AND UNPUBLISHED WORK OF THE
ARCHITECT AND MAY NOT BE REPRODUCED, COPIED OR
DISCLOSED WITHOUT THE WRITTEN CONSENT OF THE
ARCHITECT.

REF: -

SCALE: 1/8" = 1'-0"

MATCHLINE



ORCHID TREE
RESORT & SPA

284 S CAHUILLA ROAD
PALM SPRINGS, CA 92262
PROJECT NUMBER: 13020-1

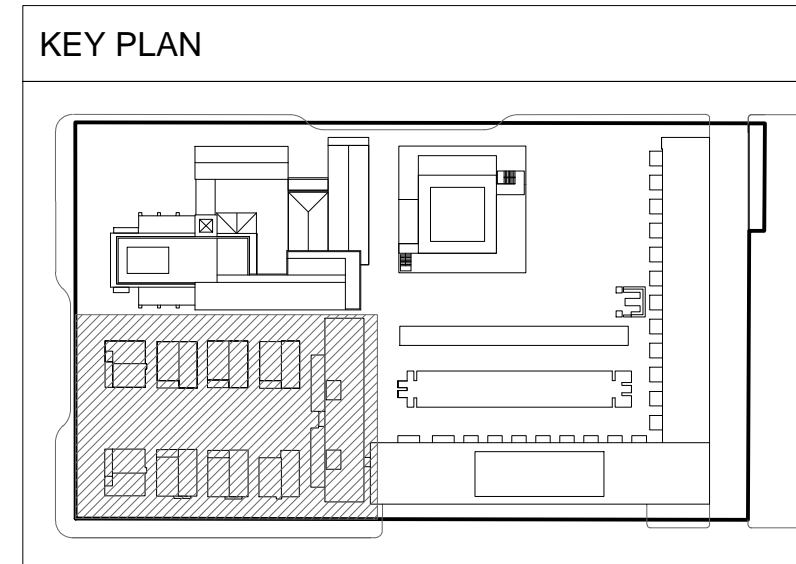
REVISIONS:

3RD FLOOR PLAN

SCALE: AS NOTED
DATE: 09.06.2014

SCALE: AS INDICATED
DATE: 06-10-14

ALL DRAWINGS AND WRITTEN MATERIAL APPEARING HEREIN
CONSTITUTE ORIGINAL AND UNPUBLISHED WORK OF THE
ARCHITECT AND MAY NOT BE REPRODUCED, COPIED OR
DISCLOSED WITHOUT THE WRITTEN CONSENT OF THE
ARCHITECT.



3RD FLOOR PLAN D

01

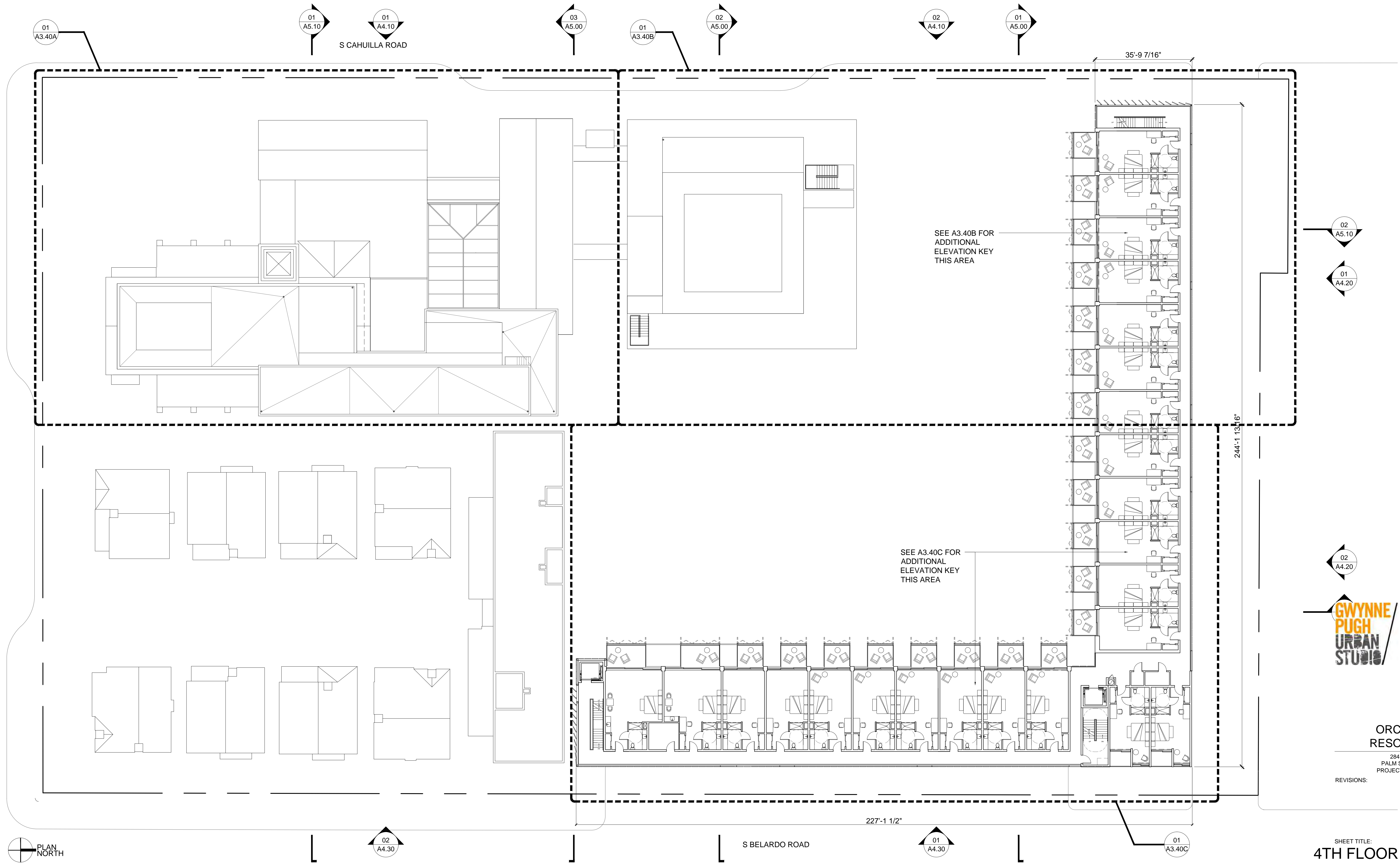
GWYNNE PUGH
URBAN STUDIO

2800 29th Street
Suite 171
SANTA MONICA, CA 90405
t 310 396 4540

A3.30D

REF: -

SCALE: 1/8" = 1'-0"



SEE A3.40B FOR
ADDITIONAL
ELEVATION KEY
THIS AREA

SEE A3.40C FOR
ADDITIONAL
ELEVATION KEY
THIS AREA



**ORCHID TREE
RESORT & SPA**

284 S CAHUILLA ROAD
PALM SPRINGS, CA 92262
PROJECT NUMBER: 13020.1

REVISIONS:

SHEET TITLE:
4TH FLOOR PLAN

SCALE: AS NOTED
DATE: 09.06.2014

SCALE: AS INDICATED
DATE: 06-10-14

ALL DRAWINGS AND WRITTEN MATERIAL APPEARING HEREIN
CONSTITUTE ORIGINAL AND UNPUBLISHED WORK OF THE
ARCHITECT AND MAY NOT BE REPLICATED, USED OR
DISCLOSED WITHOUT THE WRITTEN CONSENT OF THE
ARCHITECT.

**GWYNNE PUGH
URBAN STUDIO**

2800 29th Street
Suite 171
SANTA MONICA, CA 90405
t 310 396 4540

A3.40

4TH FLOOR PLAN

01

SCALE: 1/16"=1'-0"

REF: -

S BELARDO ROAD

S CAHUILLA ROAD

W BARISTO ROAD



01
A3.40A

01
A5.10

01
A4.10

03
A5.00

01
A3.40B

02
A5.00

02
A4.10

01
A5.00

02
A4.00

01
A4.00

02
A5.10

01
A4.20

02
A4.20

02
A4.30

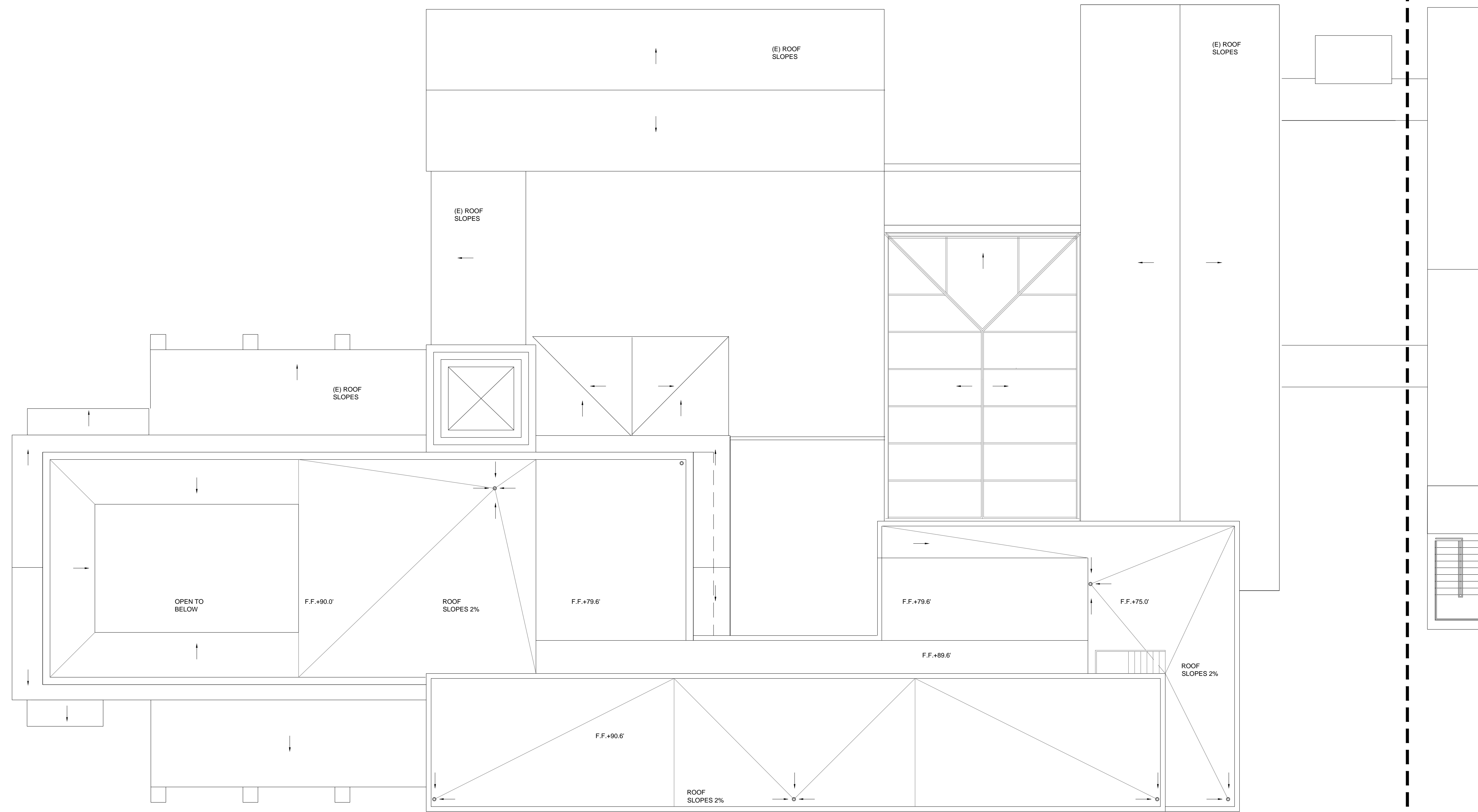
01
A4.30

01
A3.40C

35'-9 7/16"

244'-1 13/16"

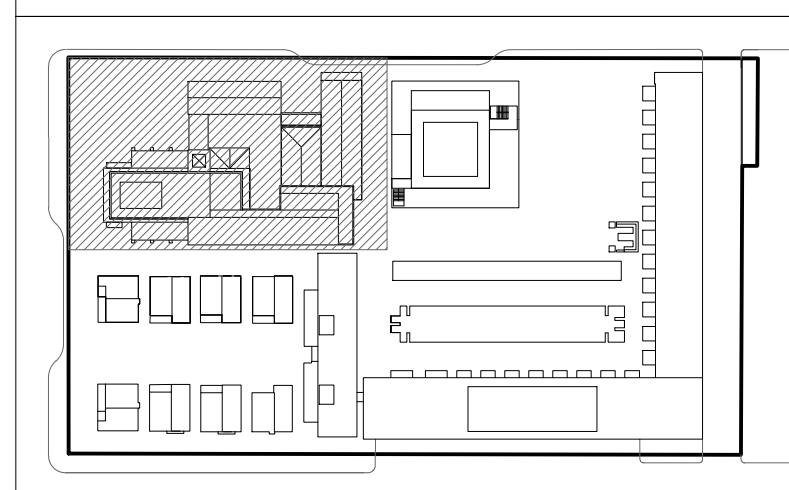
227'-1 1/2"



MATCHLINE

MATCHLINE

KEY PLAN



ORCHID TREE
RESORT & SPA

284 S CAHUILLA ROAD
PALM SPRINGS, CA 92262
PROJECT NUMBER: 13020.1

REVISIONS:

SHEET TITLE:
4TH FLOOR PLAN

SCALE: AS NOTED
DATE: 09.06.2014

SCALE: AS INDICATED
DATE: 06-10-14

ALL DRAWINGS AND WRITTEN MATERIAL APPEARING HEREIN
CONSTITUTE ORIGINAL AND UNPUBLISHED WORK OF THE
ARCHITECT AND MAY NOT BE REPRODUCED, COPIED OR
DISCLOSED WITHOUT THE WRITTEN CONSENT OF THE
ARCHITECT.

**GWYNNE PUGH
URBAN STUDIO**

2800 29th Street
Suite 171
SANTA MONICA, CA 90405
t 310 396 4540

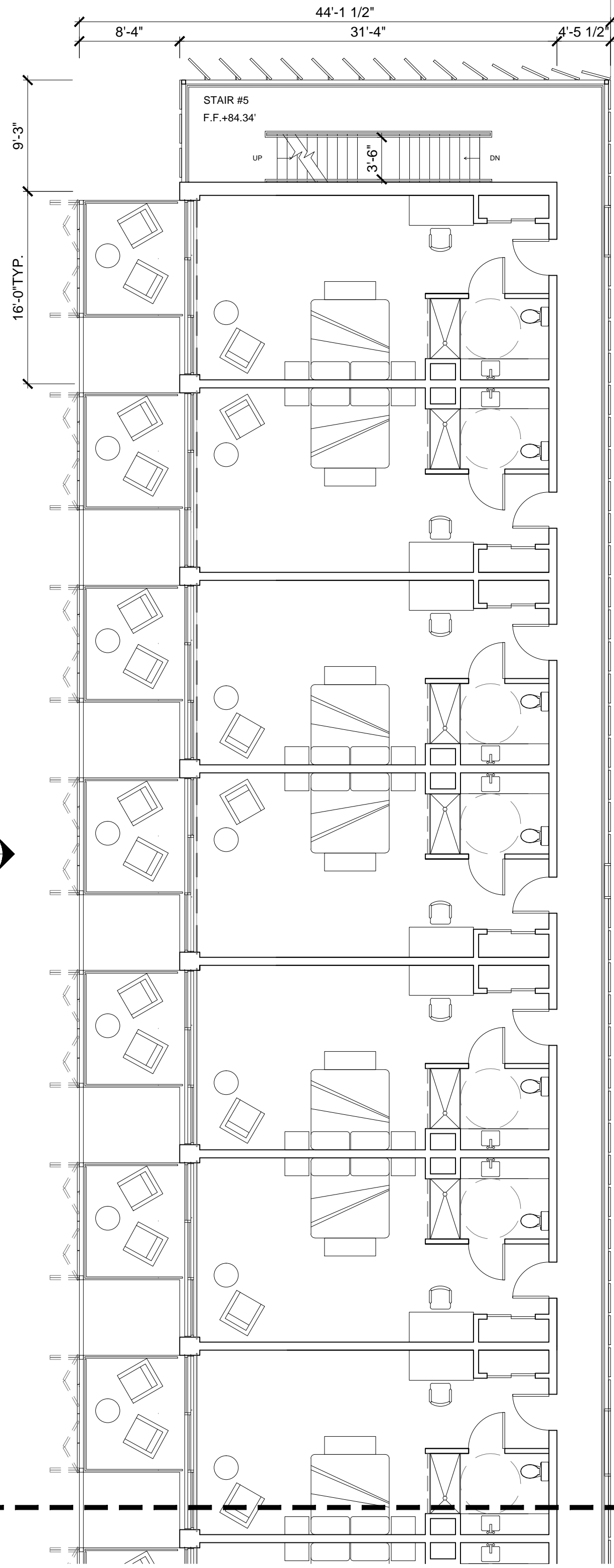
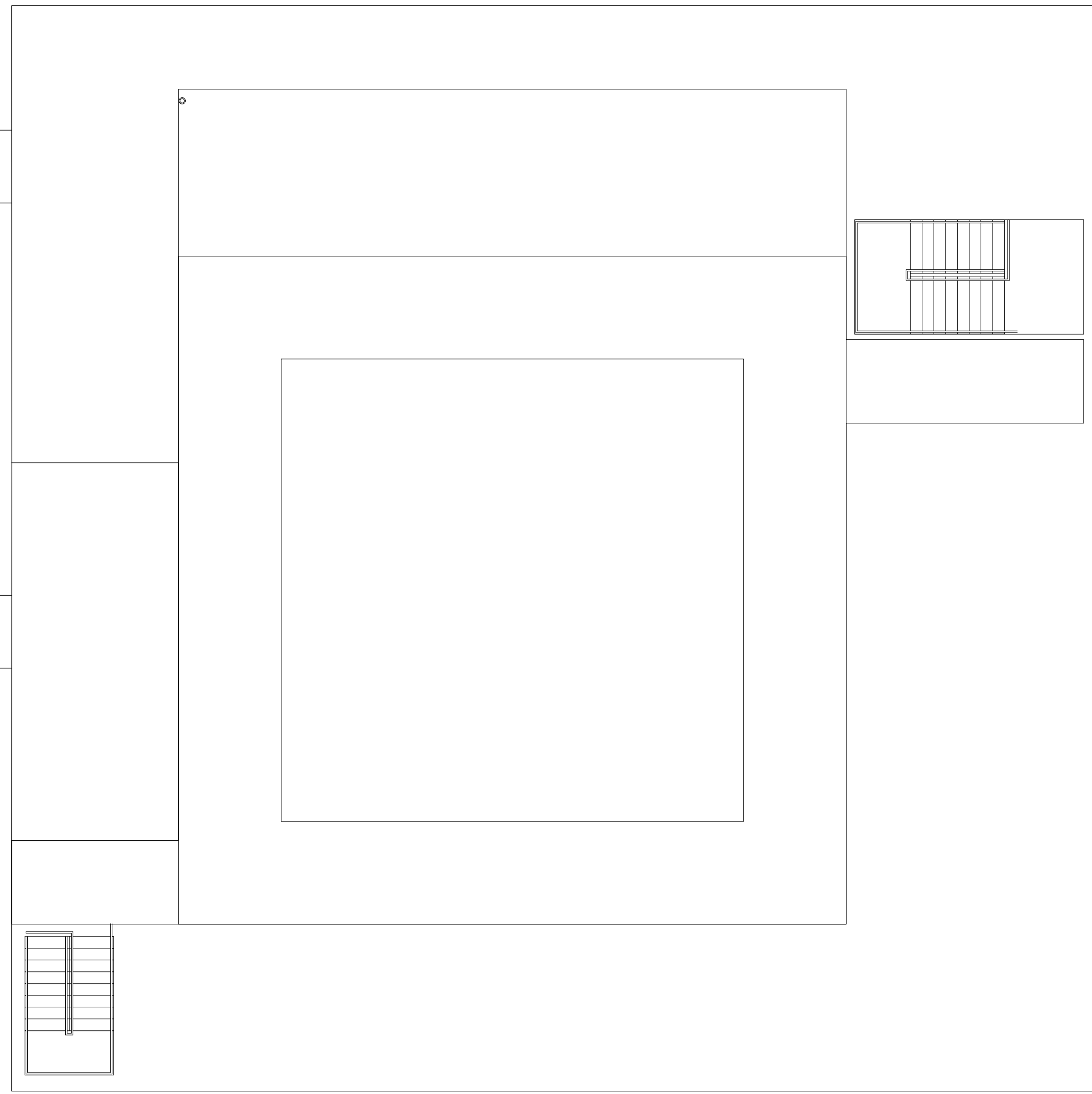
4TH FLOOR PLAN A

01

SCALE: 1/8" = 1'-0"

REF: -

A3.40A



02
A4.60

01
A4.20



ORCHID TREE
RESORT & SPA

284 S CAHUILLA ROAD
PALM SPRINGS, CA 92262
PROJECT NUMBER: 13020.1

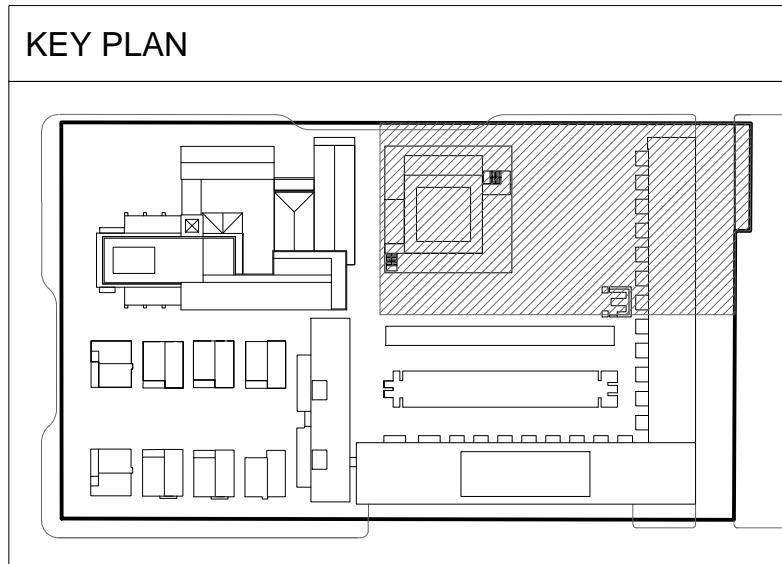
REVISIONS:

SHEET TITLE:
4TH FLOOR PLAN

SCALE: AS NOTED
DATE: 09.06.2014

SCALE: AS INDICATED
DATE: 06-10-14

ALL DRAWINGS AND WRITTEN MATERIAL APPEARING HEREIN
CONSTITUTE ORIGINAL AND UNPUBLISHED WORK OF THE
ARCHITECT AND MAY NOT BE REPRODUCED, COPIED OR
DISCLOSED WITHOUT THE WRITTEN CONSENT OF THE
ARCHITECT.



4TH FLOOR PLAN B

01

**GWYNNE PUGH
URBAN STUDIO**

2800 29th Street
Suite 171
SANTA MONICA, CA 90405
t 310 396 4540

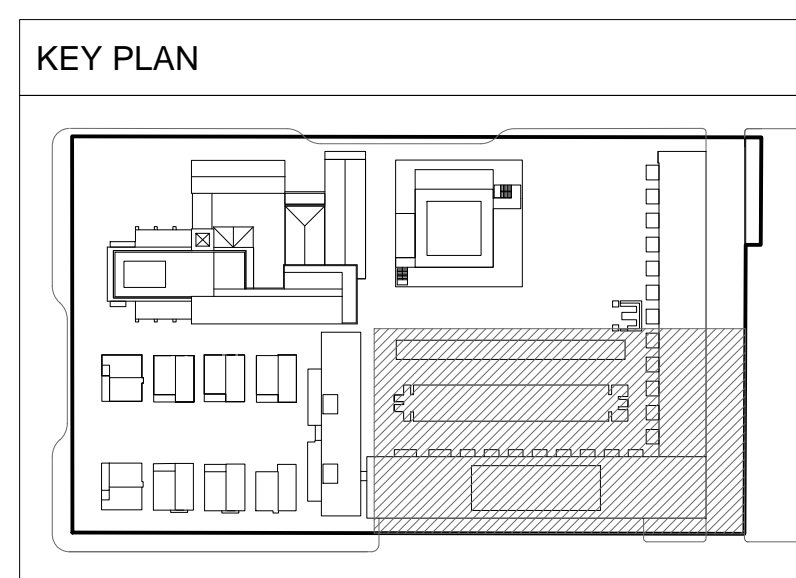
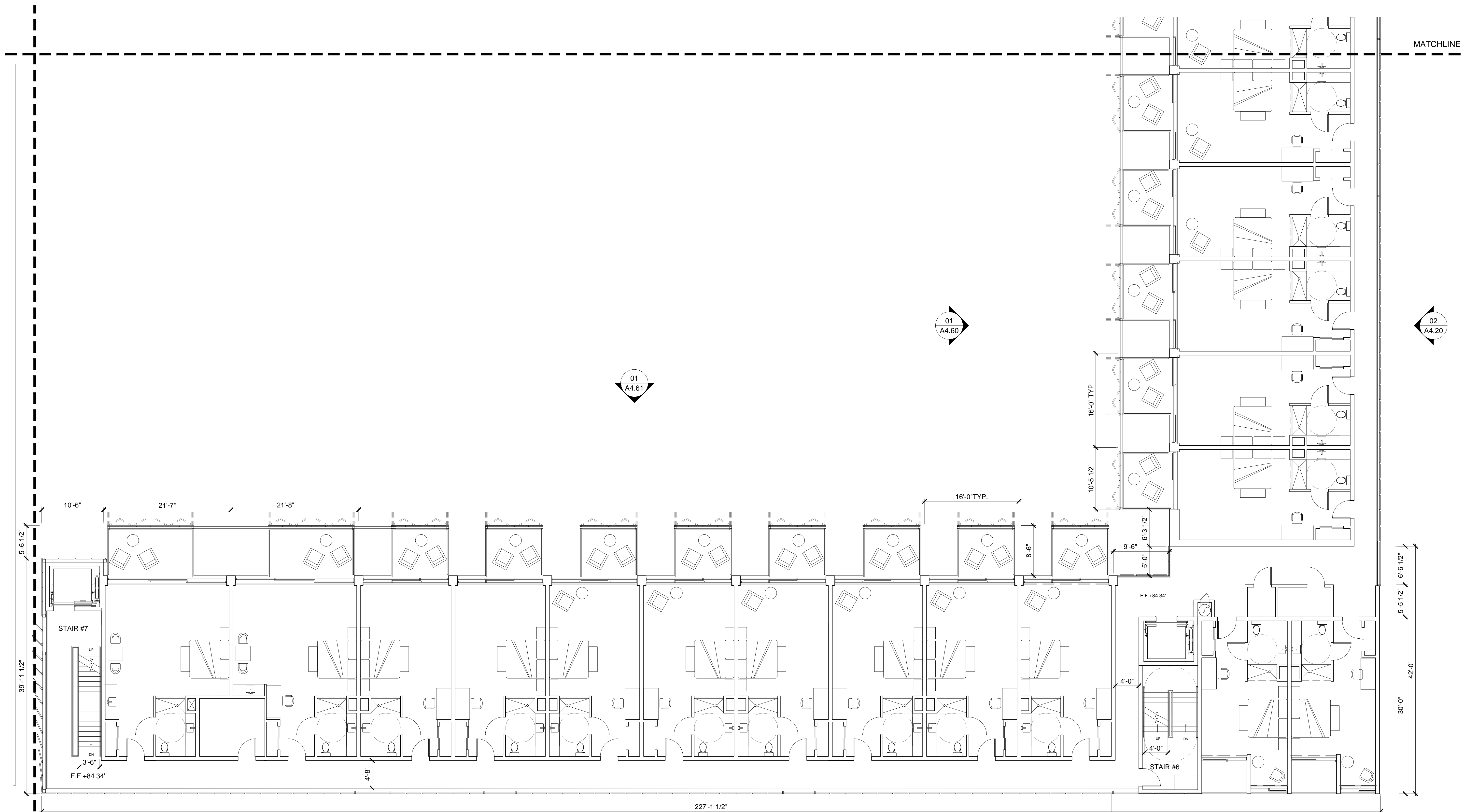
A3.40B

REF: -

SCALE: 1/8" = 1'-0"

MATCHLINE

MATCHLINE



**ORCHID TREE
RESORT & SPA**

284 S CAHUILLA ROAD
PALM SPRINGS, CA 92262
PROJECT NUMBER: 13020.1

REVISIONS:

SHEET TITLE:
4TH FLOOR PLAN

SCALE: AS NOTED
DATE: 09.06.2014

SCALE: AS INDICATED
DATE: 06-10-14

ALL DRAWINGS AND WRITTEN MATERIAL APPEARING HEREIN
CONSTITUTE ORIGINAL AND UNPUBLISHED WORK OF THE
ARCHITECT AND MAY NOT BE REPRODUCED, COPIED OR
DISCLOSED WITHOUT THE WRITTEN CONSENT OF THE
ARCHITECT.

4TH FLOOR PLAN C

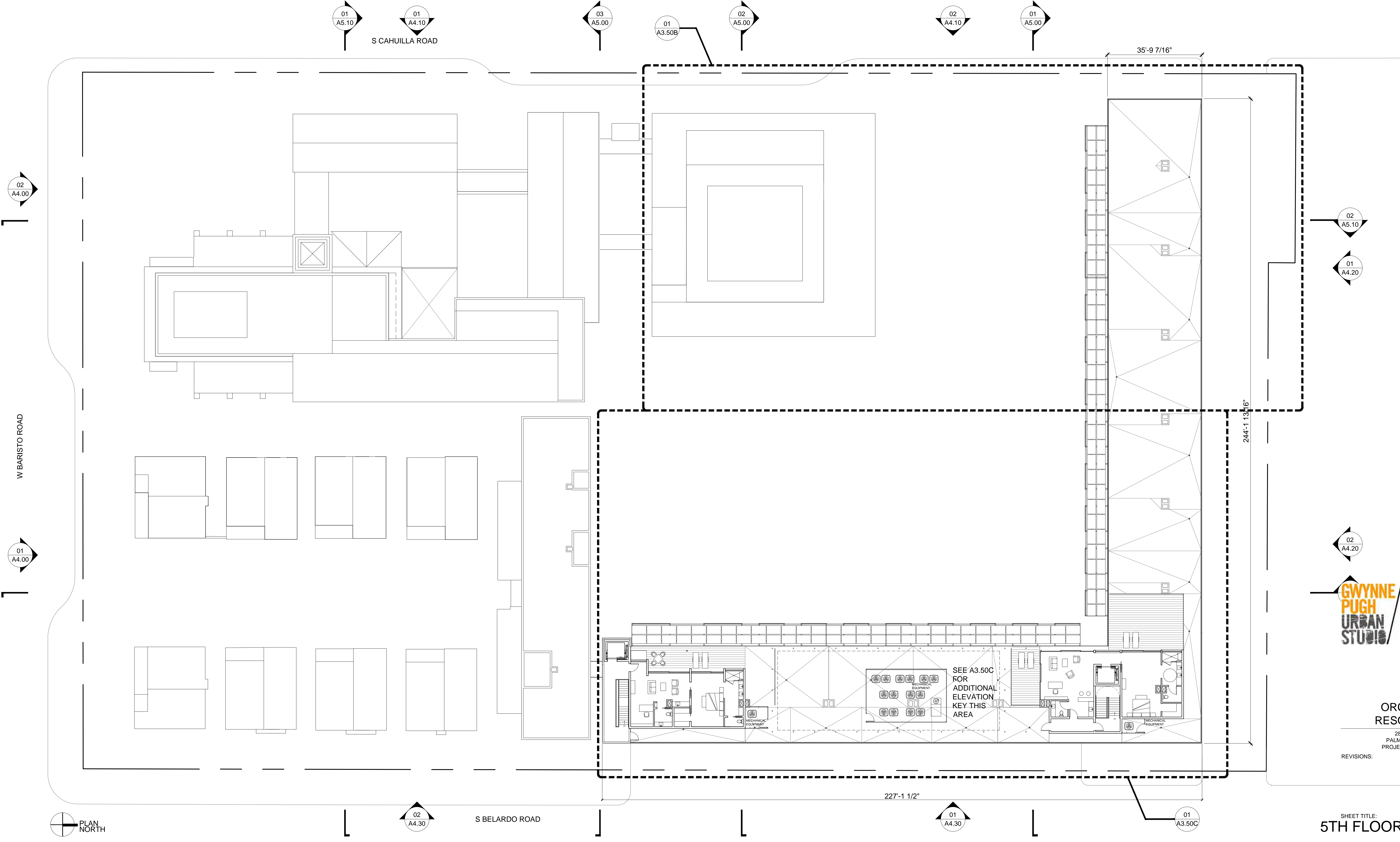
SCALE: 1/8" = 1'-0"

**GWYNNE PUGH
URBAN STUDIO**

2800 29th Street
Suite 171
SANTA MONICA, CA 90405
t 310 396 4540

A3.40C

REF: -



01 A5.10
01 A4.10
S CAHUILLA ROAD
03 A5.00
01 A3.50B
02 A5.00

02 A4.00

W BARISTO ROAD

01 A4.00

02 A5.10
01 A4.20

02 A4.20



ORCHID TREE
RESORT & SPA

284 S CAHUILLA ROAD
PALM SPRINGS, CA 92262
PROJECT NUMBER: 13020.1

REVISIONS:



02 A4.30
S BELARDO ROAD

01 A4.30

01 A3.50C

227'-1 1/2"

PENTHOUSE PLAN

01

SCALE: 1/16"=1'-0"

REF: -

GWYNNE PUGH
URBAN STUDIO

2800 29th Street
Suite 171
SANTA MONICA, CA 90405
t 310 396 4540

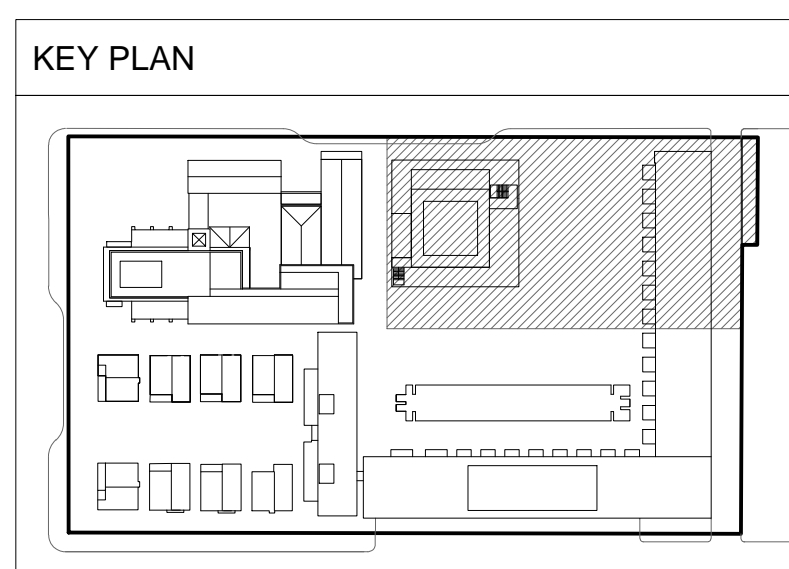
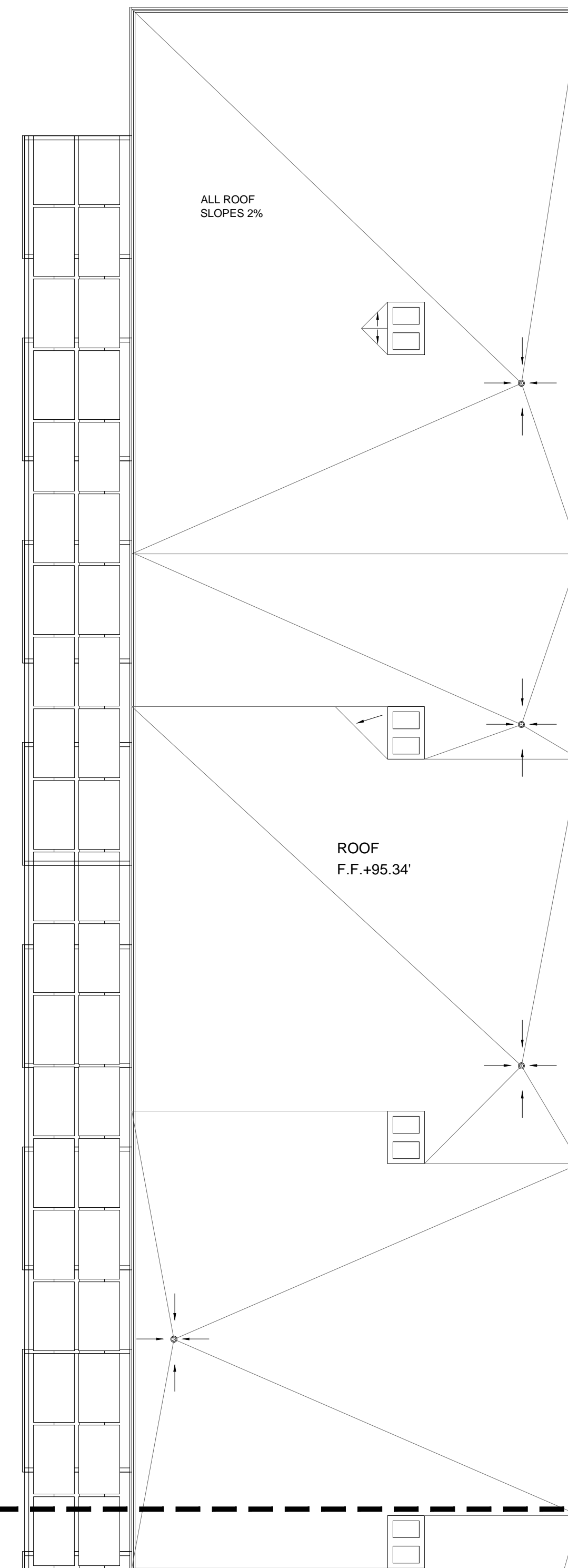

SHEET TITLE:
5TH FLOOR PLAN

SCALE: AS NOTED
DATE: 09.06.2014

SCALE: AS INDICATED
DATE: 06-10-14

ALL DRAWINGS AND WRITTEN MATERIAL APPEARING HEREIN
CONSTITUTE ORIGINAL AND UNPUBLISHED WORK OF THE
ARCHITECT AND MAY NOT BE REPLICATED, USED OR
DISCLOSED WITHOUT THE WRITTEN CONSENT OF THE
ARCHITECT.

A3.50



**ORCHID TREE
RESORT & SPA**

284 S CAHUILLA ROAD
PALM SPRINGS, CA 92262
PROJECT NUMBER: 13020.1

REVISIONS:

SHEET TITLE:
5TH FLOOR PLAN

SCALE: AS NOTED
DATE: 09.06.2014
SCALE: AS INDICATED
DATE: 06-10-14

ALL DRAWINGS AND WRITTEN MATERIAL APPEARING HEREIN
CONSTITUTE ORIGINAL AND UNPUBLISHED WORK OF THE
ARCHITECT AND MAY NOT BE REPRODUCED, COPIED OR
DISCLOSED WITHOUT THE WRITTEN CONSENT OF THE
ARCHITECT.

5TH FLOOR PLAN B

01

**GWYNNE PUGH
URBAN STUDIO**

2800 29th Street
Suite 171
SANTA MONICA, CA 90405
t 310 396 4540

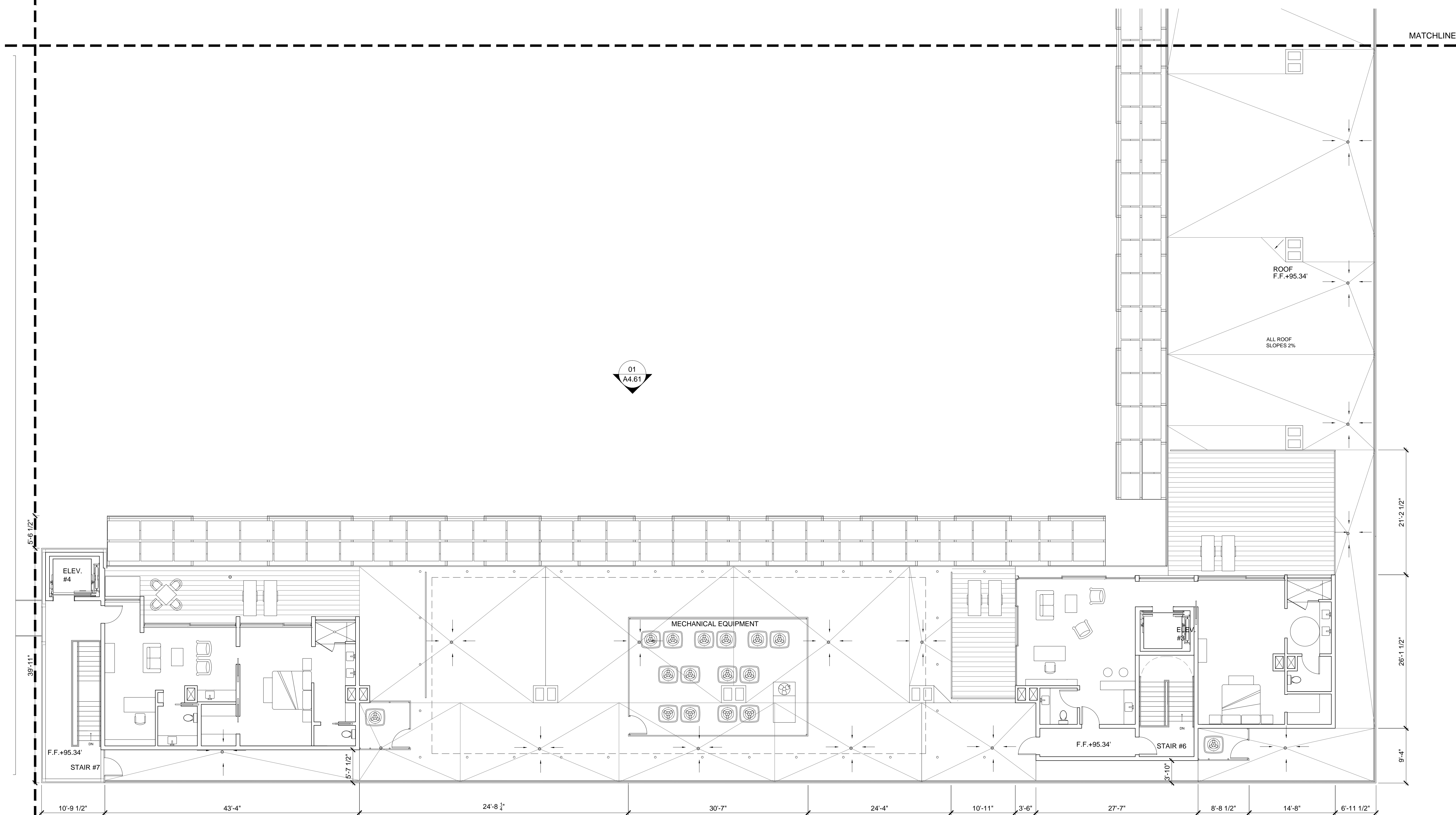
A3.50B

REF: -

SCALE: 1/8" = 1'-0"

MATCHLINE

MATCHLINE



MATCHLINE

01
A4.61

ROOF
F.F. +95.34'

ALL ROOF
SLOPES 2%

21'-2 1/2"

26'-1 1/2"

9'-4"

5'-6 1/2"

39'-11"

F.F. +95.34'

STAIR #7

10'-9 1/2"

43'-4"

24'-8 1/4"

30'-7"

24'-4"

10'-11"

3'-6"

27'-7"

8'-8 1/2"

14'-8"

6'-11 1/2"

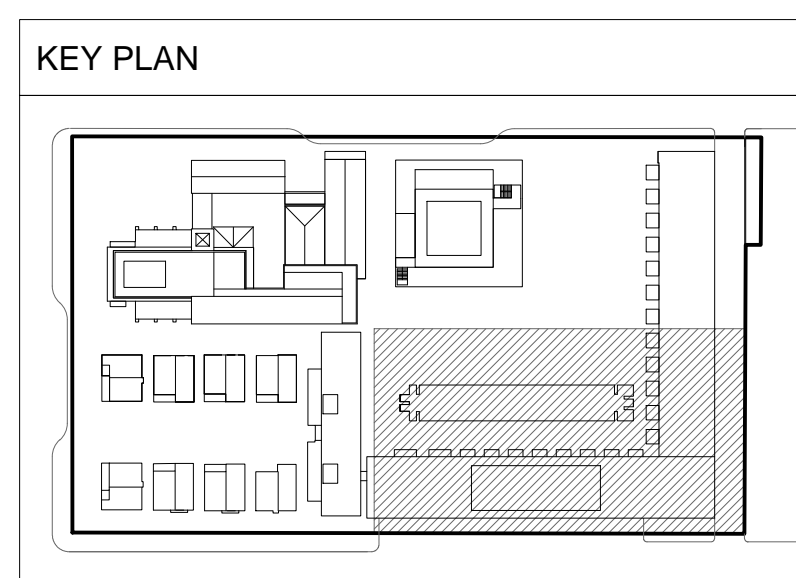
F.F. +95.34'

STAIR #6

3'-10"

02
A4.30

01
A4.30



PLAN
NORTH



**ORCHID TREE
RESORT & SPA**

284 S CAHUILLA ROAD
PALM SPRINGS, CA 92262
PROJECT NUMBER: 13020.1

REVISIONS:

SHEET TITLE:
5TH FLOOR PLAN

SCALE: AS NOTED
DATE: 09.06.2014
SCALE: AS INDICATED
DATE: 06-10-14

ALL DRAWINGS AND WRITTEN MATERIAL APPEARING HEREIN
CONSTITUTE ORIGINAL AND UNPUBLISHED WORK OF THE
ARCHITECT AND MAY NOT BE REPRODUCED, COPIED OR
DISCLOSED WITHOUT THE WRITTEN CONSENT OF THE
ARCHITECT.

5TH FLOOR PLAN C

01

**GWYNNE PUGH
URBAN STUDIO**

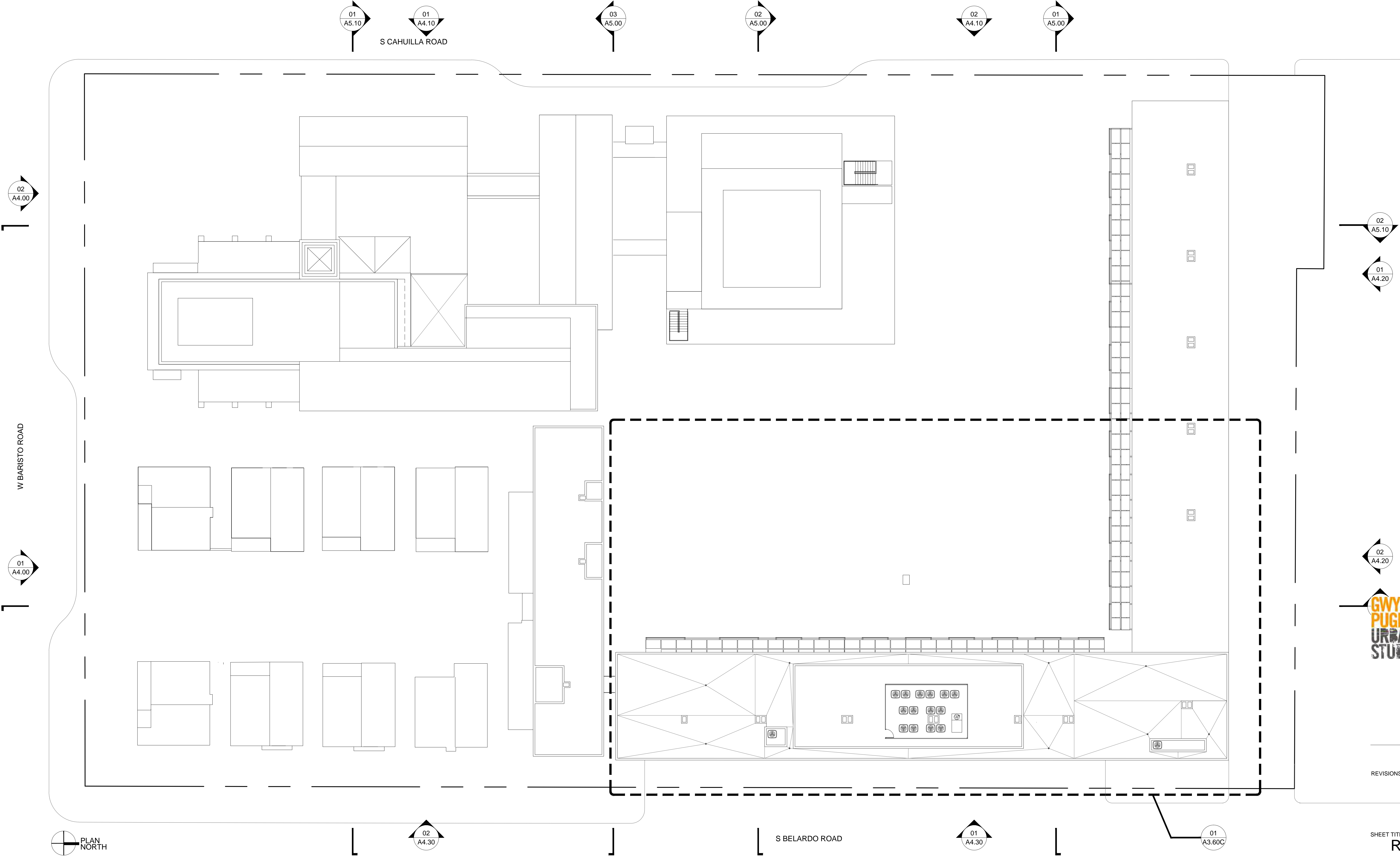
2800 29th Street
Suite 171
SANTA MONICA, CA 90405
t 310 396 4540

A3.50C

REF: -

SCALE: 1/8" = 1'-0"

MATCHLINE



01
A5.10

01
A4.10

03
A5.00

02
A5.00

02
A4.10

01
A5.00

02
A4.00

02
A5.10

01
A4.20

W BARISTO ROAD

01
A4.00

02
A4.20



02
A4.30

S BELARDO ROAD

01
A4.30

01
A3.60C

ROOF PLAN

01

REF: - SCALE: 1/16"=1'-0"

**GWYNNE PUGH
URBAN STUDIO**

2800 29th Street
Suite 171
SANTA MONICA, CA 90405
t 310 396 4540

**ORCHID TREE
RESORT & SPA**

284 S CAHUILLA ROAD
PALM SPRINGS, CA 92262
PROJECT NUMBER: 13020.1

REVISIONS:

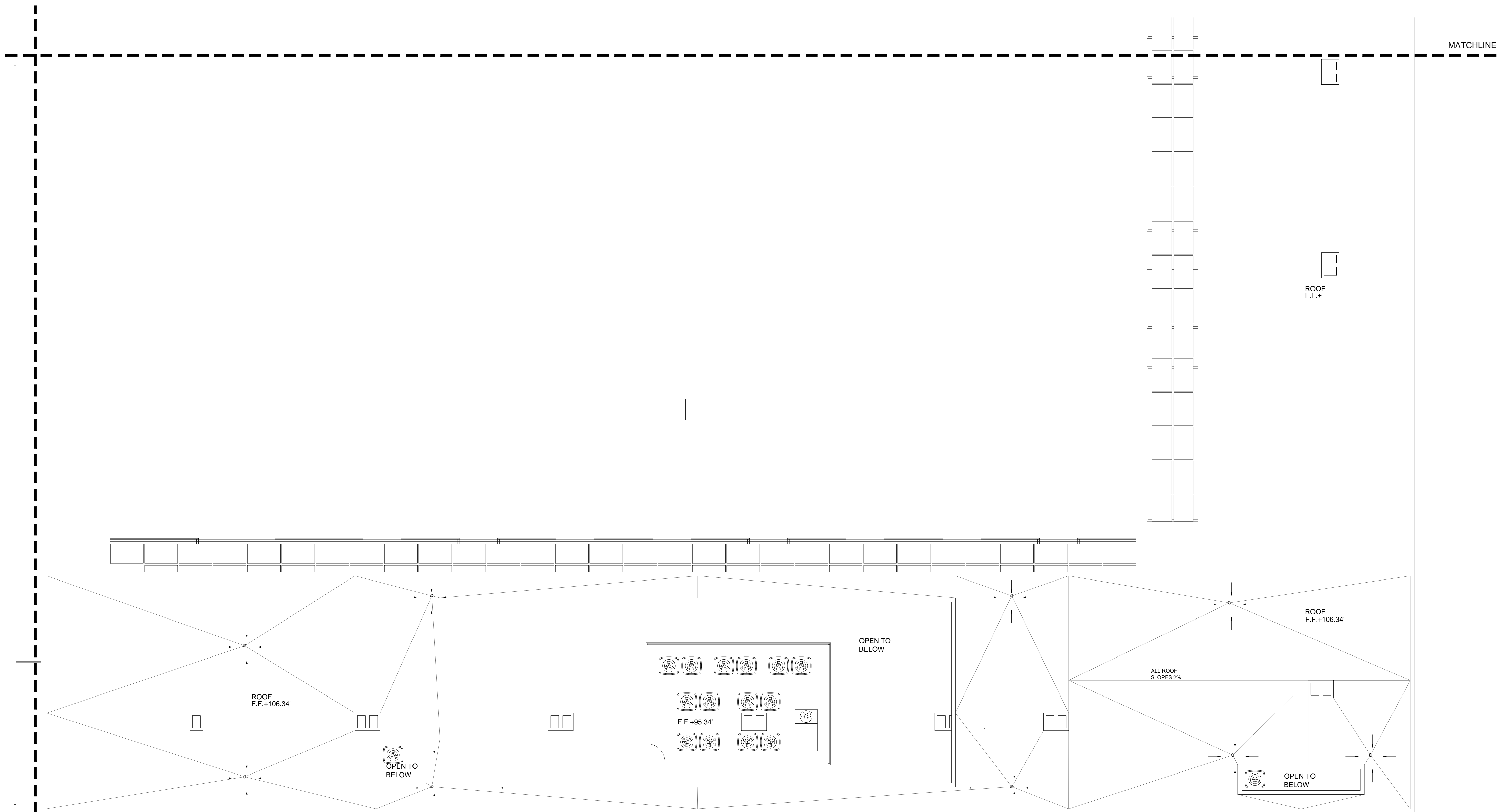
SHEET TITLE:
ROOF PLAN

SCALE: AS NOTED
DATE: 09.06.2014

SCALE: AS INDICATED
DATE: 06-10-14

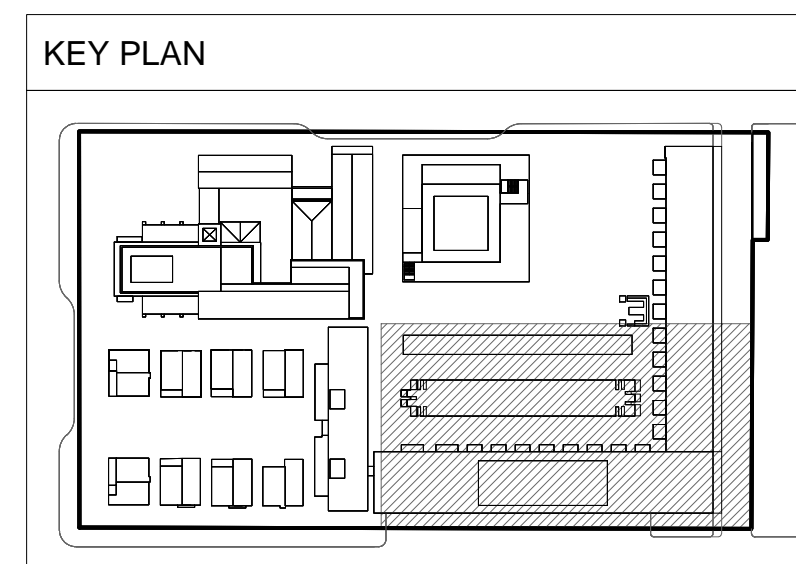
ALL DRAWINGS AND WRITTEN MATERIAL APPEARING HEREIN
CONSTITUTE ORIGINAL AND UNPUBLISHED WORK OF THE
ARCHITECT AND MAY NOT BE REPRODUCED, COPIED OR
DISCLOSED WITHOUT THE WRITTEN CONSENT OF THE
ARCHITECT.

A3.60



MATCHLINE

MATCHLINE



ORCHID TREE
RESORT & SPA

284 S CAHUILLA ROAD
PALM SPRINGS, CA 92262
PROJECT NUMBER: 13020.1

REVISIONS:

SHEET TITLE:
ROOF PLAN

SCALE: AS NOTED
DATE: 09.06.2014
SCALE: AS INDICATED
DATE: 06-10-14

ALL DRAWINGS AND WRITTEN MATERIAL APPEARING HEREIN CONSTITUTE ORIGINAL AND UNPUBLISHED WORK OF THE ARCHITECT AND MAY NOT BE REPRODUCED, COPIED OR DISCLOSED WITHOUT THE WRITTEN CONSENT OF THE ARCHITECT.

ROOF PLAN C

01

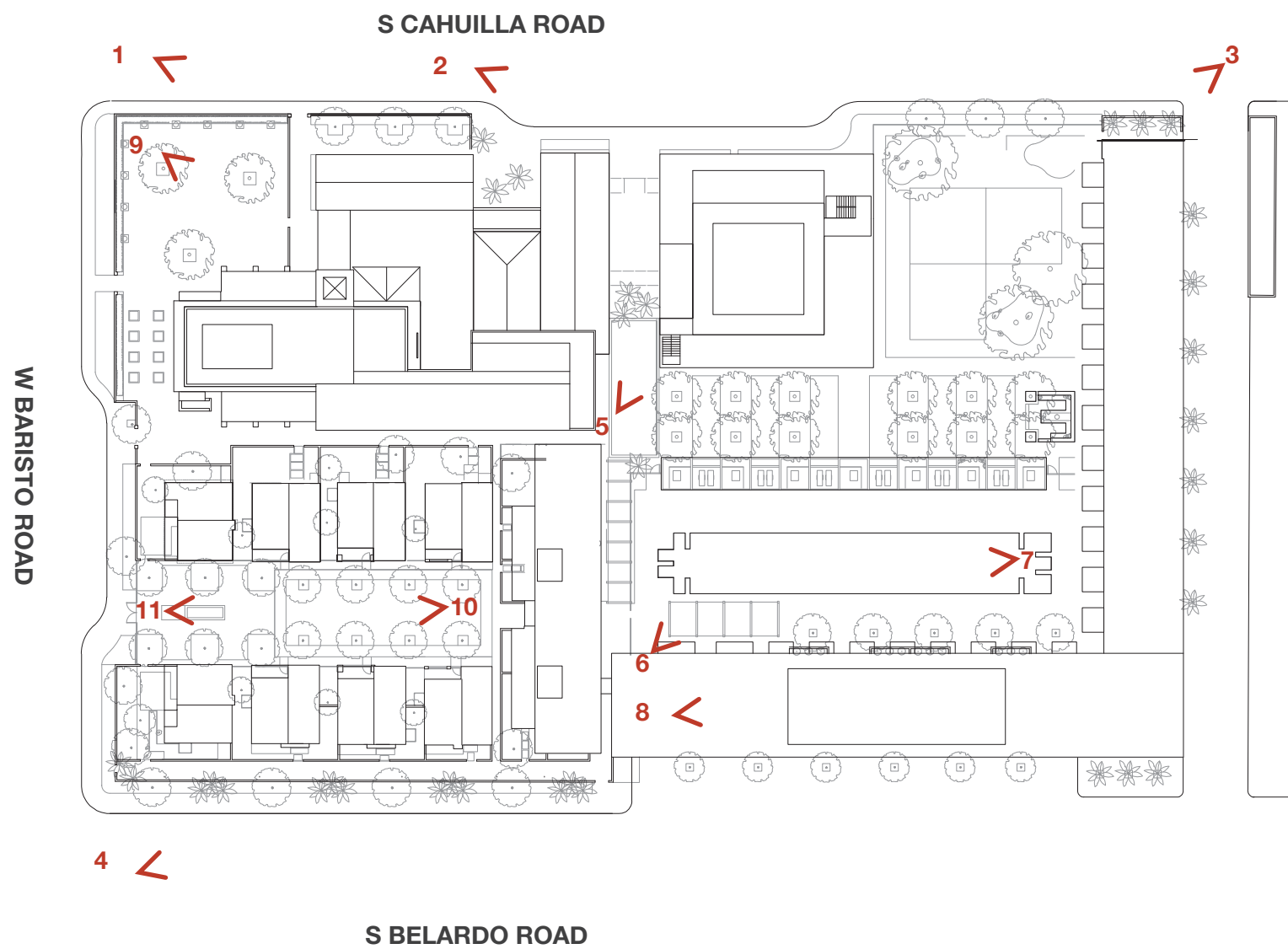
**GWYNNE PUGH
URBAN STUDIO**

2800 29th Street
Suite 171
SANTA MONICA, CA 90405
t 310 396 4540

A3.60C

REF: -

SCALE: 1/8" = 1'-0"



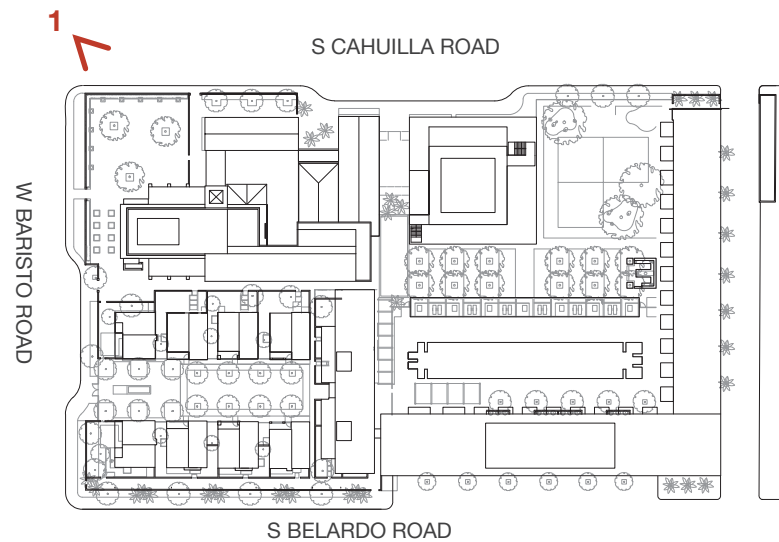
Index

- 1 Site view at corner between Cahuilla Rd and Baristo Rd
- 2 Proposed entry
- 3 Site elevation on Cahuilla Rd looking South
- 4 Site elevation on Belardo Rd looking North
- 5 South East corner of proposed event hall
- 6 Hotel pool
- 7 Guest rooms looking South
- 8 Pool-side cafe
- 9 Outdoor dining
- 10 Bungalows Courtyard looking South
- 11 Bungalows Courtyard looking North



1

Site view at corner between Cahuilla Rd and Baristo Rd



2

ORCHID TREE RESORT & SPA
284 S CAHUILLA ROAD
PALM SPRINGS, CA 92262

Rendered Images

GWYNNE PUGH
URBAN STUDIO
2800 28th Street
Suite 171
Santa Monica, CA 90405
1 310 396 4540

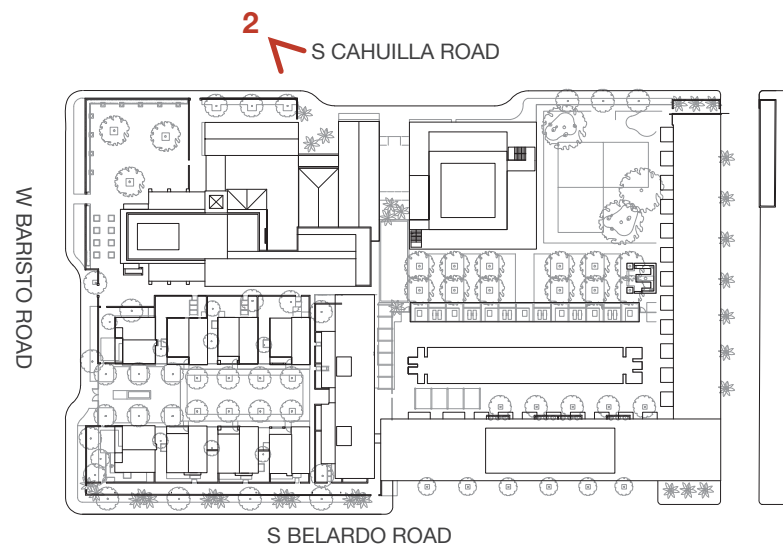


slick + design USA
941 west randolph street
chicago illinois 60607



2

Proposed entry



3

ORCHID TREE RESORT & SPA
284 S CAHUILLA ROAD
PALM SPRINGS, CA 92262

Rendered Images

GWYNNE PUGH
URBAN STUDIO
2800 28th Street
Suite 171
Santa Monica, CA 90405
1 310 396 4540

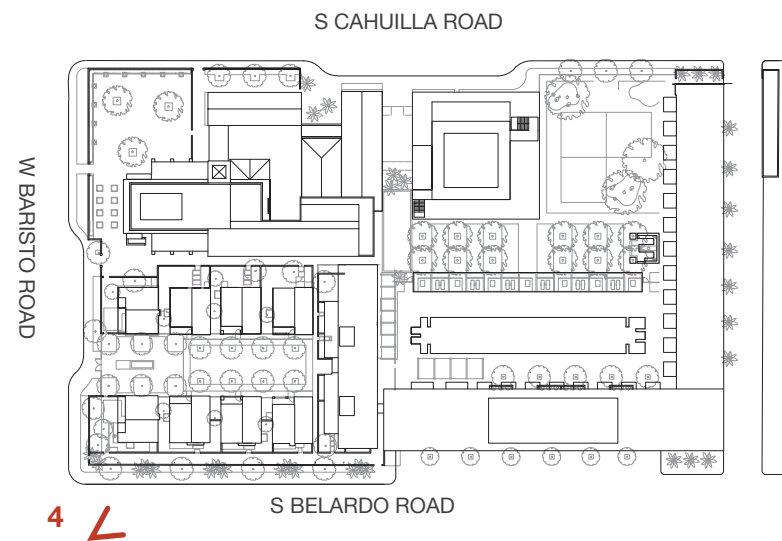


slick + design USA
941 west randolph street
chicago illinois 60607



4

Site elevation on Belardo Rd looking North



5

ORCHID TREE RESORT & SPA
284 S CAHUILLA ROAD
PALM SPRINGS, CA 92262

Rendered Images

GWYNNE PUGH
URBAN STUDIO
2800 28th Street
Suite 171
Santa Monica, CA 90405
1 310 396 4540

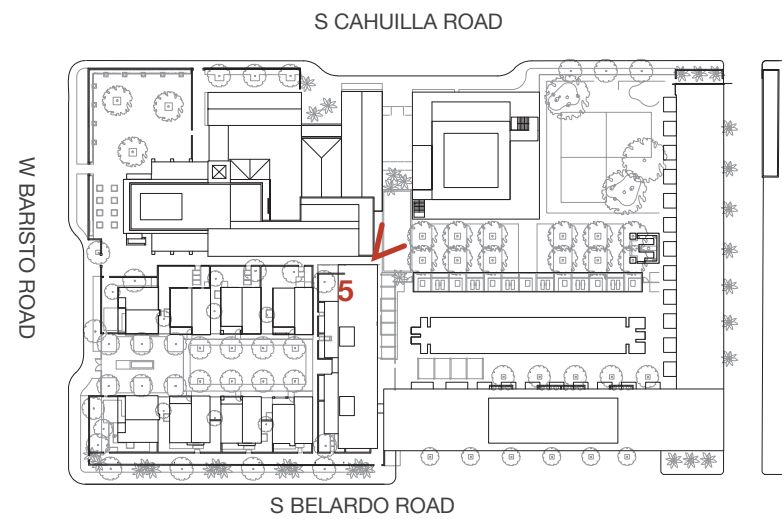


slick + design USA
941 west randolph street
chicago illinois 60607



5

South East corner of proposed event hall



6

ORCHID TREE RESORT & SPA
284 S CAHUILLA ROAD
PALM SPRINGS, CA 92262

Rendered Images

GWYNNE PUGH
URBAN STUDIO
2800 28th Street
Suite 171
Santa Monica, CA 90405
1 310 396 4540

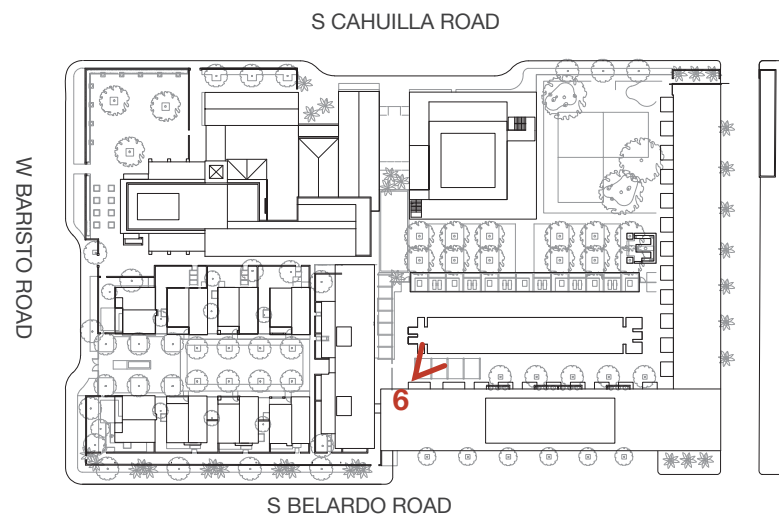


slick + design USA
941 west randolph street
chicago illinois 60607



6

Hotel pool



7

ORCHID TREE RESORT & SPA
284 S CAHUILLA ROAD
PALM SPRINGS, CA 92262

Rendered Images

GWYNNE PUGH
URBAN STUDIO
2800 28th Street
Suite 171
Santa Monica, CA 90405
1 310 396 4540

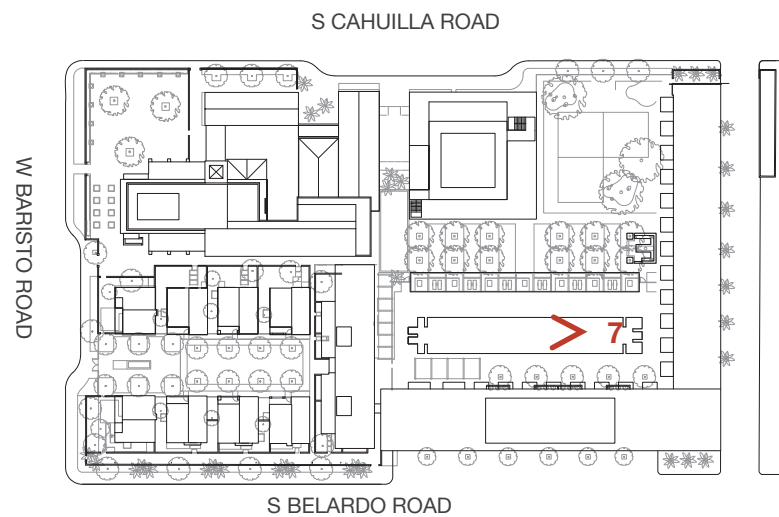


slick + design USA
941 west randolph street
chicago illinois 60607



7

Guest rooms looking South



8

ORCHID TREE RESORT & SPA
284 S CAHUILLA ROAD
PALM SPRINGS, CA 92262

Rendered Images

GWYNNE PUGH
URBAN STUDIO
2800 28th Street
Suite 171
Santa Monica, CA 90405
1 310 396 4540

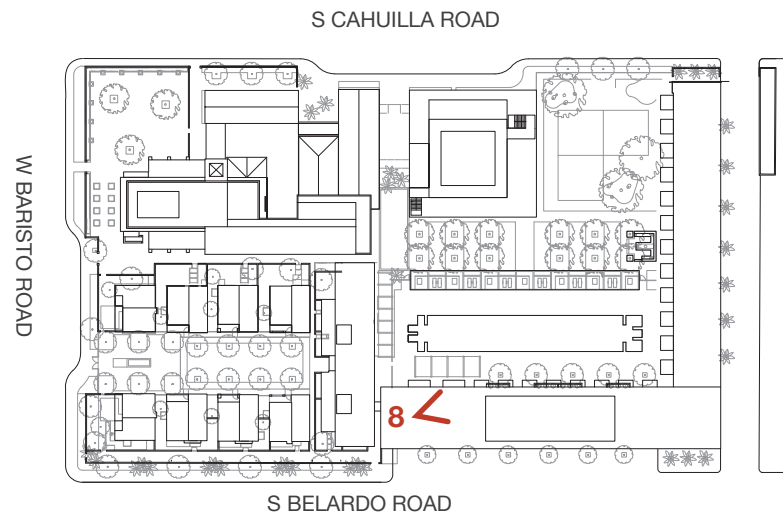


slick + design USA
941 west randolph street
chicago illinois 60607



8

Pool-side cafe



9

ORCHID TREE RESORT & SPA
284 S CAHUILLA ROAD
PALM SPRINGS, CA 92262

Rendered Images

GWYNNE PUGH
URBAN STUDIO
2800 28th Street
Suite 171
Santa Monica, CA 90405
1 310 396 4540

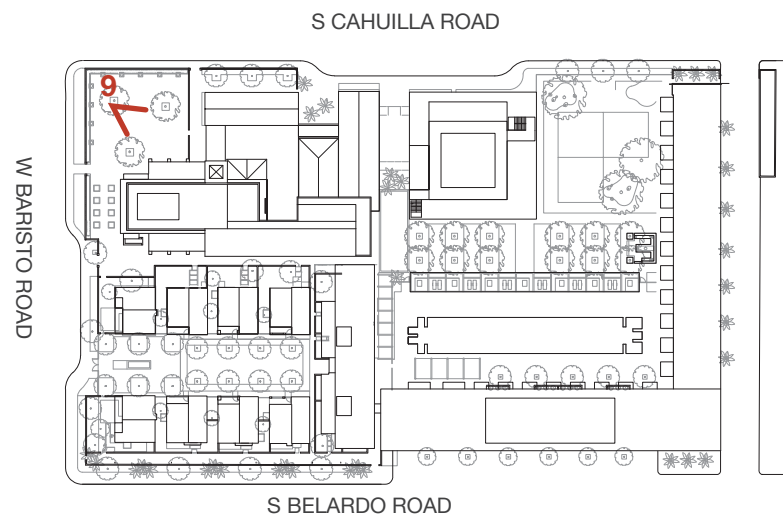


slick + design USA
941 west randolph street
chicago illinois 60607



9

Outdoor dining



ORCHID TREE RESORT & SPA
284 S CAHUILLA ROAD
PALM SPRINGS, CA 92262

Rendered Images

GWYNNE PUGH
URBAN STUDIO
2800 28th Street
Suite 171
Santa Monica, CA 90405
1 310 396 4540

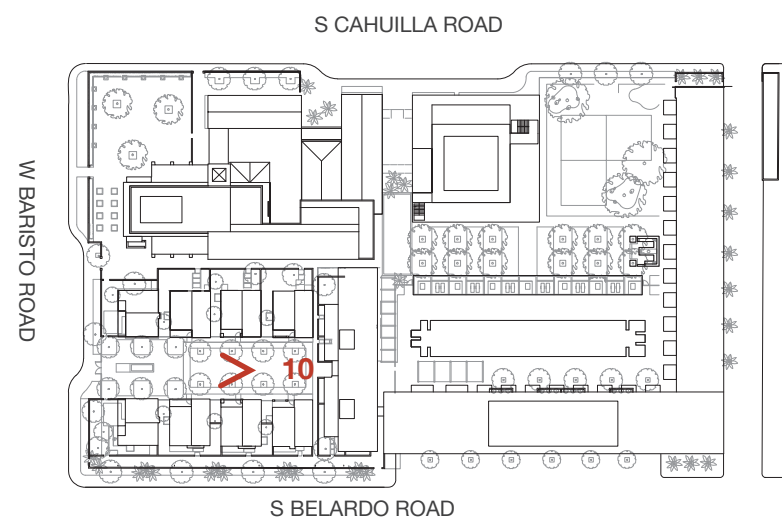


slick + design USA
941 west randolph street
chicago illinois 60607



10

Bungalows Courtyard looking South



ORCHID TREE RESORT & SPA
284 S CAHUILLA ROAD
PALM SPRINGS, CA 92262

Rendered Images

GWYNNE PUGH
URBAN STUDIO
2800 28th Street
Suite 171
Santa Monica, CA 90405
1 310 396 4540

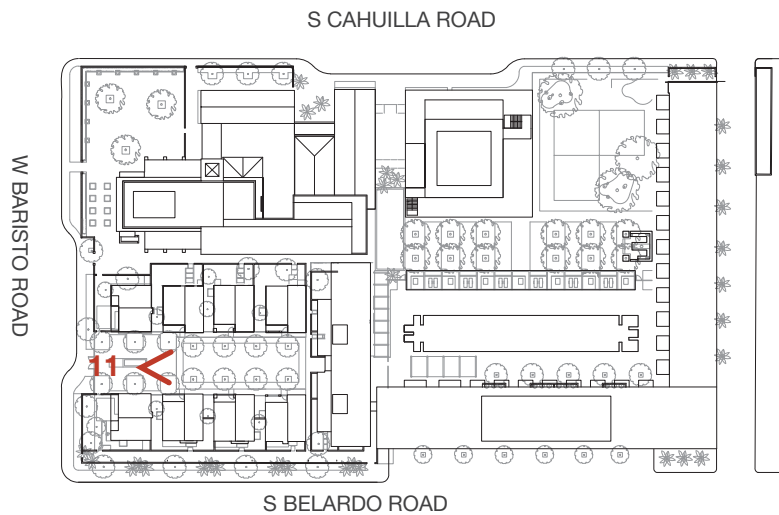


slick + design USA
941 west randolph street
chicago illinois 60607



11

Bungalows Courtyard looking North



12

ORCHID TREE RESORT & SPA
284 S CAHUILLA ROAD
PALM SPRINGS, CA 92262

Rendered Images

GWYNNE PUGH
URBAN STUDIO
2800 28th Street
Suite 171
Santa Monica, CA 90405
1 310 396 4540



slick + design USA
941 west randolph street
chicago illinois 60607