



City Council Staff Report

DATE: November 16, 2016 UNFINISHED BUSINESS

SUBJECT: APPROVAL OF PLANS, SPECIFICATIONS AND ESTIMATE (PS&E) AND AUTHORIZATION TO BID THE CITY COUNCIL CHAMBER AUDIO/VISUAL SYSTEM UPGRADE, CITY PROJECT NO. 15-06

FROM: David H. Ready, City Manager

BY: Chief of Staff/City Clerk
Engineering Services Department

SUMMARY:

At the March 2, 2016, City Council meeting, the City Council received a presentation on the various audio/visual element upgrades and approved an aesthetic design of the reconstructed City Council dais for the City Council Chamber Audio/Visual System Upgrade, City Project No. 15-06, (the "Project"). At that time, the City Council appointed a Council Subcommittee (Mills/Roberts) to review final project details involving the audio/visual equipment and reconstruction of the City Council dais including staff seats. Refinement to the construction documents (plans and specifications) have been completed, and in accordance with Section 7.03.040 of the Procurement and Contracting Code the City Council is required to approve and adopt plans, specifications and working details, and authorize the bid request for all public projects in excess of \$100,000. Approval of this action will allow staff to proceed with bidding of this capital project, with a total estimated cost of \$1,500,000.

RECOMMENDATION:

Approve the plans, specifications, and estimate and authorize staff to advertise and solicit bids for the City Council Chamber Audio/Visual System Upgrade, City Project No. 15-06.

STAFF ANALYSIS:

On March 2, 2016, staff presented the City Council with a general scope of work planned for the audio/visual equipment upgrades within the City Council Chamber, Large Conference Room and Television Broadcast Control Room. The audio/visual equipment upgrades proposed for the City Council Chamber comprise a reconfigured City Council dais, staff seats, and public speaker podium to include new individual 15" LCD monitor screens with touch screen capabilities to broadcast presentations, watch live feed and use for voting. The City Council Chamber also contains one 80" screen monitor to replace existing overhead projector screen, four 60" screen monitors

City Council Subcommittee Meetings

On April 12, 2016, a meeting was held with the Council Subcommittee, staff, Triton Technologies (audio/visual consultant) and Jeff Jurasky & Associates (interior design architect), to evaluate the construction drawings and details for the Project. Councilmember Mills and Roberts reviewed the proposed audio/visual equipment upgrades and approved aesthetic designs for the City Council dais and staff seats. The following comments were identified:

- Simplify end treatment for the City Council dais and exclude city seal
- Install LED digital nameplate displays to the City Council dais
- Install a camera to capture sliding board exhibitions
- Add a speaker timer to all screen monitor displays for public comment
- Reevaluate 60" screen monitor mounts for probable wall cantilevered display

Based on these comments, staff requested Triton Technologies and Jeff Jurasky & Associates to revise their construction drawings to accommodate the Council Subcommittee requests. Upon completion of the revised construction documents, a follow-up Council Subcommittee meeting was scheduled.

On October 11, 2016, the Council Subcommittee, staff, and consultants met to review the revisions to the construction drawings. Manufacturer specification sheets for the LED digital nameplate displays and speaker timer were illustrated to staff and the changes were accepted. Further, a demonstration for a sliding board camera was presented to staff and the additional camera was accepted. Finally, a rendering of a wall cantilevered monitor mount display for the 60" Council Chamber monitors was developed and approved by the Subcommittee. Figure 3 shows the monitor mount.

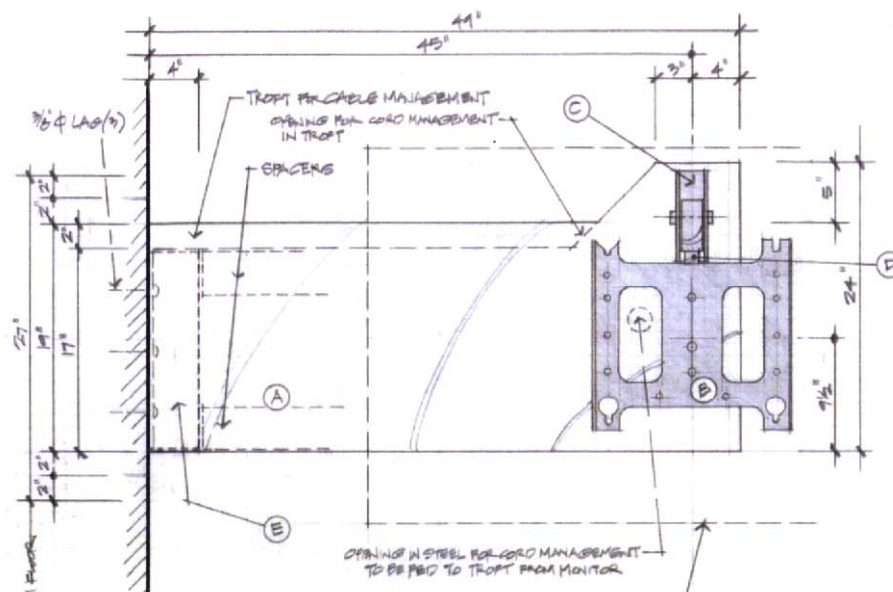


Figure 3 – Wall Cantilevered Monitor Mount

Historic Site Preservation Board Recommendation

On February 9, 2016, the Historic Site Preservation Board (HSPB) provided staff with a conditional Certificate of Approval for the proposed audio/visual equipment and reconstruction of City Council dais, with a requirement to return to HSPB for review of the material and color stain samples for the Council dais and staff seating. Following the City Council's approval of the design, including the proposed material and color stain samples, staff will schedule review by HSPB.

Schematic plans showing the scope of the audio/visual improvements proposed is included as **Attachment 2**. The plans and specifications ("contract documents") prepared by Triton Technologies and Jeff Jurasky & Associates are now finalized, and with the City Council's final approval will be ready to formally solicit construction bids for the Project.

With City Council's approval, staff will advertise the project in the *Desert Sun*, submit the Notice Inviting Bids to plan rooms, and provide the bid documents available free of charge to prospective bidders. A copy of the contract drawings and contract specifications for the Project are on file with the Department of Engineering Services. The following **tentative** schedule has been identified for the bid process:

Notice Inviting Bids to be posted:	December 1, 2016
Deadline for receipt of bids:	3:00 PM, January 19, 2016*
Contract awarded by City Council:	February 1, 2017

*Note, an extended bid period is being scheduled due to requirements for a mandatory pre-bid meeting, and bidding during the holidays.

ENVIRONMENTAL IMPACT:

Section 21084 of the California Public Resources Code requires Guidelines for Implementation of the California Environmental Quality Act ("CEQA"). The Guidelines are required to include a list of classes of projects which have been determined not to have a significant effect on the environment and which are exempt from the provisions of CEQA. In response to that mandate, the Secretary for Resources identified classes of projects that do not have a significant effect on the environment, and are declared to be categorically exempt from the requirement for the preparation of environmental documents. In accordance with Section 15331 "Historical Resource Restoration/Rehabilitation," Class 31 projects consist of limited maintenance, repair, stabilization, rehabilitation, restoration, preservation, conservation or reconstruction of historical resources, therefore, the City Council Chamber Audio/Visual System Upgrade, City Project No. 15-06, is considered categorically exempt from CEQA, and a Notice of Exemption has been prepared and filed with the Riverside County Clerk.

FISCAL IMPACT:

Costs for this project are covered by special user fees collected by the City through Time Warner Cable for technology improvements for broadcasting public meetings on the City's public access channels; these fees are identified as "public, educational, and government access" (or "PEG") fees. PEG fees are collected and set aside specifically for improvements to be made associated with broadcasting on the City's public access channels, and cannot be used for other purposes.

As of June 30, 2016, the City has a balance of \$985,591 in PEG fees for use on the Project. Annually, the City receives approximately \$200,000 in PEG fees via Time Warner Cable payments.

At this time, the construction estimate has been increased from \$900,000 as reported in March 2016 to an overly conservative amount of \$1,500,000 to include the cost related to additional electronics and camera system changes, as well as the cost for the reconstructed City Council dais and staff seating area, and podium. The Project budget and estimated expenditures are identified in Table 1 below.


Table 1

Table of Project Costs	Amount
PEG Fees (Fund Balance)	\$985,591
PEG Fees 2016/2017 Revenue	\$200,000
Design	(\$74,410)
Construction Inspection/Admin. (Estimated)	(\$25,000)
Construction (Estimated)	(\$1,500,000)
Additional Budget Required	\$413,819


The estimated total cost of the Project exceeds currently available PEG fees. Based on this estimate, an additional \$414,000 may be required to fully fund the Project. Upon receipt of construction bids and presentation to the City Council of a contract for award, staff will recommend that the City Council appropriate General Fund balance to cover any funding shortfall with repayment as an internal loan to the General Fund from future PEG fees received.

Additional costs to purchase a new software system to replace the proprietary Granicus system is estimated at less than \$25,000 and will be budgeted separately as part of the City Clerk's annual budget.


SUBMITTED:



Marcus L. Fuller, MPA, P.E., P.L.S.
Assistant City Manager/City Engineer



James Thompson
Chief of Staff/City Clerk



David H. Ready, Esq., Ph.D.
City Manager

Attachments:

1. March 2, 2016, City Council staff report
2. Schematic Plans

Attachment 1



City Council Staff Report

DATE: March 2, 2016 NEW BUSINESS

SUBJECT: APPROVAL OF PLANS, SPECIFICATIONS AND ESTIMATE (PS&E)
AND AUTHORIZATION TO BID THE CITY COUNCIL CHAMBER
AUDIO/VISUAL SYSTEM UPGRADE, CITY PROJECT NO. 15-06

FROM: David H. Ready, City Manager

BY: Chief of Staff/City Clerk
Public Works & Engineering Department

SUMMARY:

The Chief of Staff/City Clerk is coordinating with the Public Works & Engineering Department on the design of a complete replacement of the City Council Chamber and Large Conference Room audio/visual systems, including the central control room. Funding for this project is made available from public, educational, and government access ("PEG") fees paid to the City for technology enhancement and upgrade of its public access channels. The construction documents (plans and specifications) have been completed, and in accordance with Section 7.03.040 of the Procurement and Contracting Code the City Council is required to approve and adopt plans, specifications and working details, and authorize the bid request for all public projects in excess of \$100,000. Approval of this action will allow staff to proceed with bidding of this capital project, with an estimated cost of \$900,000.

RECOMMENDATION:

- 1) Receive a presentation on the various elements of the audio/visual equipment upgrade for the Large Conference Room and City Council Chamber;
- 2) Approve the aesthetic design of the reconstructed City Council dais; and
- 3) Approve the plans, specifications and estimate and authorize staff to advertise and solicit bids for the City Council Chamber Audio/Visual System Upgrade, City Project No. 15-06.

STAFF ANALYSIS:

In March 2014, following a Request for Proposal process, Triton Technologies was selected to design a new audio/visual system for the Police Department Training Center. On the basis of the prior selection of this firm, and its special expertise on the design of audio/visual systems for the City, Triton Technologies was selected to design

a complete replacement of the existing audio/visual and television broadcast equipment for the City Council Chamber, including the Large Conference Room, and the television studio/production room. On July 2, 2014, the City Council approved Amendment No. 1 to Agreement No. 6503, in the amount of \$30,700 to provide the services necessary to design the new audio/visual system for City Hall.

Subsequently, Triton Technologies identified the various audio/visual components and architecture of the system, and on February 4, 2015, the City Council received a presentation from staff on the preliminary layout and elements of the system to install within the City Council Chamber. At that time, Council Member Foat requested that the audio/visual system incorporate elements similar to the system used at the Riverside County Board of Supervisors Chamber, where a single monitor is available at the dais and used for broadcasting presentations, watching the live feed, as well as voting.

As a result of Council Member Foat's request, staff has coordinated with Triton Technologies to review the audio/visual system in use at the Riverside County Board of Supervisors Chamber, and has determined that the County uses what is called an "AMX" system, which is a custom designed and proprietary system. At the Riverside County Chamber, at the dais each voting member has a panel that has 9 buttons with a voting menu and request to speak option, which is an independent voting panel and not incorporated into a touch panel or monitor. At each dais seat there is an individual monitor that only receives the presentation being broadcast from the Chamber, and does not have touch screen or other options available. The County's system provides the Clerk of the Board a touch panel to control the entire system, much in the way that the City Clerk controls the system in the current system used at the Palm Spring City Council Chamber.

Staff recommends that the City use a more open platform voting system that has the same capability as the custom/proprietary system in use at the Riverside County Chamber, with an individual monitor and separate voting push button panel at each seat at the dais. However, additional options have been included that allow for Council Members to toggle between the broadcast feed and the uploaded Council agenda and staff reports for the item being presented. The new proposed open platform voting and meeting management system, along with video streaming, will require staff to purchase a new software system to replace the proprietary Granicus system currently being used which has very limited expandability.

Given the Class 1 Historic Site designation of City Hall¹, the final design of the project is subject to review and approval by the Historic Site Preservation Board (HSPB). Staff has retained the architectural services of Jeff Jurasky to support the design effort of modifications to the City Council Chamber to ensure the installation of audio/visual equipment into the City Council Chamber, as well as added to the Council dais, is treated with the appropriate detail and refinement necessary to preserve the architectural integrity of the City Council Chamber.

¹ On October 2, 1996, the City Council adopted Resolution No. 18907 designating the City Hall as a Class 1 Historic Site.

On January 12, 2016, the Department of Planning Services submitted a Certificate of Approval Request to the HSPB for the proposed audio/visual equipment and dais remodeling scheme in the City Council Chamber. The staff report prepared provided a thorough background of the original architecture constructed in the 1950's, renovations completed in the 1980's and a current view of the council chamber dais illustrating the new audio/visual equipment and potential dais remodeling schemes. Some of the new audio/visual equipment includes ceiling mounted lighting fixtures, ceiling mounted cameras, recessed and ceiling mounted digital television screens, and an equipment rack beside the public podium finished in a credenza style piece of furniture. Additionally, the staff report included three dais remodeling schemes which are shown on the subsequent page with a short explanation / description provided by the interior design. A copy of the January 12, 2016, HSPB staff report is included as **Attachment 1**.

As identified in the HSPB staff report, Jeff Jurasky originally proposed three dais remodeling schemes, however, the HSPB did not believe the options presented preserved the original architectural integrity of the City Council Chamber. Comments from HSPB included requests for a simpler dais remodeling scheme with the addition of the City seal to better represent its original architecture yet allowing incorporation of new audio/visual equipment into the dais with individual monitor screens. Furthermore, the HSPB requested additional information toward the mounting application of the new audio/visual equipment proposed in the Council Chamber. On February 9, 2016, staff presented a revised dais remodeling scheme to the HSPB, with a design that demonstrates the preservation of its original architecture, includes the City seal and continues to support the integration of individual monitors for each dais seat. A copy of the February 9, 2016, HSPB staff report is included as **Attachment 2**. Figure 1 shows the final Council dais design as presented to and conditionally approved by the HSPB².

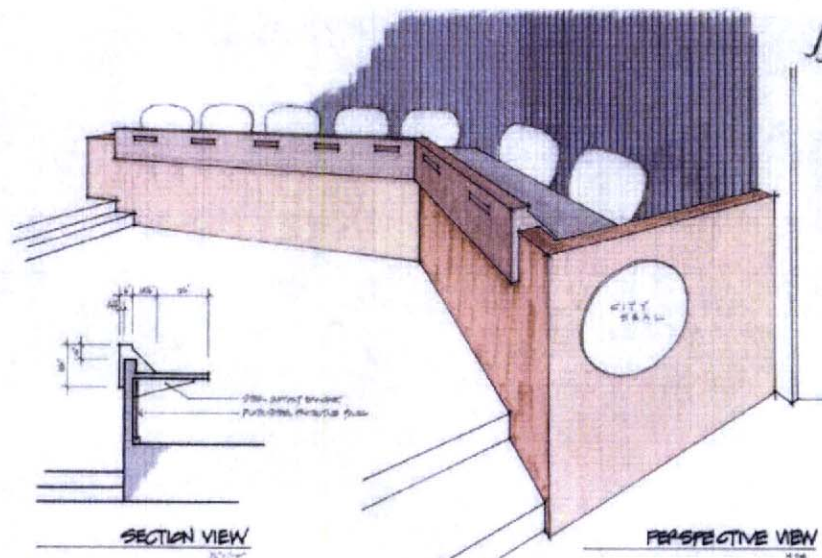


Figure 1

² HSPB requested material and color stain samples to review at their next meeting on March 8, 2016

The project includes the following general scope of work:

- Reconfigured City Council dais with individual 15" LCD monitor screens which includes a multi-function flush-mount control station with touch screen to retrieve documents, view agenda items, view HD presentation system video, input votes, motions, requests to speak, with microphone control and video selection, including internet access, and with new 15" gooseneck microphones with amplified speaker and volume control
- Reconfigured staff seats with individual 15" LCD monitor screens which includes a multi-function flush-mount control station with touch screen to retrieve documents, view agenda items, view HD presentation system video, requests to speak, with new 15" gooseneck microphones with amplified speaker and volume control
- Reconfigured podium for public speakers and staff presentations with individual 15" LCD monitor screen which includes a multi-function flush-mount control station with touch screen to retrieve documents, view agenda items, view HD presentation system video, requests to speak, with new 15" gooseneck microphones with amplified speaker and volume control
- Installation of two new 60" screen monitors positioned on each side of the Council Chamber (four screens total) to allow better viewing of information being broadcast on television by public attending the meetings in the Council Chamber.
- Installation of one new 80" screen monitor to replace the existing overhead projector used to display presentations onto the existing pull-down screen with a new overhead projector digitally transmitting images directly onto the new 80" monitor
- Installation of two new 70" screen monitors for the Large Conference Room for presentations
- New video camera and speaker systems throughout Council Chamber and Large Conference Room
- New lighting systems
- New broadcast control room
- Ability to add closed-captioned service

Schematic plans showing the scope of the audio/visual improvements proposed is included as **Attachment 3**. The plans and specifications ("contract documents") prepared by Triton Technologies and Jeff Jurasky are being finalized, and with the City Council's final approval will be ready to formally solicit construction bids for the Project. With City Council approval, staff will advertise the project in the *Desert Sun*, submit the Notice Inviting Bids to plan rooms, and provide the bid documents available free of charge to prospective bidders. A copy of the contract documents for the Project is on file with the Public Works & Engineering Department.

The specifications identify the following tentative schedule for the bid process:

Notice Inviting Bids to be posted:
Deadline for receipt of bids:
Contract awarded by City Council:

March 17, 2016
3:00 PM, April 21, 2016
May 4, 2016

ENVIRONMENTAL IMPACT:

Section 21084 of the California Public Resources Code requires Guidelines for Implementation of the California Environmental Quality Act ("CEQA"). The Guidelines are required to include a list of classes of projects which have been determined not to have a significant effect on the environment and which are exempt from the provisions of CEQA. In response to that mandate, the Secretary for Resources identified classes of projects that do not have a significant effect on the environment, and are declared to be categorically exempt from the requirement for the preparation of environmental documents. In accordance with Section 15331 "Historical Resource Restoration/Rehabilitation," Class 31 projects consist of limited maintenance, repair, stabilization, rehabilitation, restoration, preservation, conservation or reconstruction of historical resources, therefore, the City Council Chamber Audio/Visual System Upgrade, City Project No. 15-06, is considered categorically exempt from CEQA, and a Notice of Exemption has been prepared and will be filed with the Riverside County Clerk. A copy of the Notice of Exemption is included as **Attachment 4**.

FISCAL IMPACT:

Costs for this project are covered by special user fees collected by the City through Time Warner Cable for technology improvements for broadcasting public meetings on the City's public access channels; these fees are identified as "public, educational, and government access" (or "PEG") fees. PEG fees are collected and set aside specifically for improvements to be made associated with broadcasting on the City's public access channels, and cannot be used for other purposes. The City Council budgeted \$26,400 in Fiscal Year 2015/2016 from PEG fees into General Fund Account No. 001-1231-50039 for the project. As of June 30, 2015, the City has received and accumulated a balance of approximately \$770,000 in PEG fees for use on the project. The construction estimate for the project is \$900,000; and the Project budget and estimated expenditures are identified in Table 1 below.

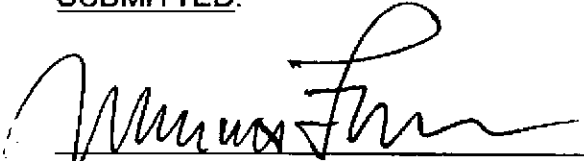
Table 1

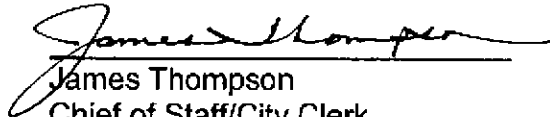
Table of Project Costs	Amount
PEG Fees (Appropriated)	\$26,354
PEG Fees (Fund Balance)	\$771,913
Design	(\$39,450)
Project Administration (Estimated)	(\$5,000)
Construction Inspection/Admin. (Estimated)	(\$25,000)
Construction (Estimated)	(\$900,000)
Contingency	(\$90,000)
Additional Budget Required	\$261,183

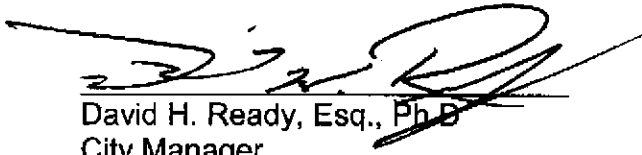
The estimated total cost of the project exceeds currently available PEG fees. Annually, the City receives approximately \$100,000 in PEG fees via Time Warner Cable payments. Upon receipt of construction bids and presentation to the City Council of a contract for award, staff will recommend that the City Council appropriate General Fund balance to cover any funding shortfall with repayment as an internal loan to the General Fund from future PEG fees received.

Additional costs to purchase a new software system to replace the proprietary Granicus system is estimated at less than \$25,000 and will be budgeted separately as part of the City Clerk's annual budget.

SUBMITTED:


Marcus L. Fuller, MPA, P.E., P.L.S.
Assistant City Manager/City Engineer


James Thompson
Chief of Staff/City Clerk


David H. Ready, Esq., Ph.D.
City Manager

Attachments:

1. January 12, 2016, HSPB staff report
2. February 9, 2016, HSPB staff report
3. Schematic Plans
4. CEQA Notice of Determination

Attachment 1



HISTORIC SITE PRESERVATION BOARD STAFF REPORT

DATE: January 12, 2016 NEW BUSINESS

SUBJECT: A CERTIFICATE OF APPROVAL REQUEST FROM THE CITY OF PALM SPRINGS FOR REMODELING OF PORTIONS OF THE COUNCIL CHAMBER DAIS AT THE PALM SPRINGS CITY HALL, A CLASS 1 HISTORIC SITE LOCATED AT 3200 EAST TAHQUITZ CANYON WAY. (CASE 3.3377 MAA / HSPB 33-D, ZONE C-U (CIVIC USES). (KL)

FROM: Department of Planning Services

SUMMARY

The City's Public Works Department is overseeing implementation of a Council-initiated renovation of the audio/visual system in the City Council Chambers. An interior design consultant has been retained to assure *"...the Council dais is treated with the appropriate detail and refinement necessary to preserve the architectural integrity of the City Council Chambers."*

The current furnishings and interior décor of the chamber were installed in the 1980's as part of a comprehensive interior remodeling of City Hall.

The interior design consultant has developed three design schemes would significantly alter the appearance of the front-panel of the council desk component of the dais. Numerous surface mounted components (lights, cameras, video monitors, etc.) are proposed throughout the council chamber and on the dais.

Pursuant to PSMC 8.05.195, alterations to the interior of publicly-owned Class 1 historic sites require a certificate of approval from the HSPB. The Board is to evaluate the three options against the guidelines for granting a certificate of approval and against the United States Secretary of the Interior Standards for the Treatment of Historic Properties.

RECOMMENDATION:

Provide comments to staff and continue the matter to a date certain of the February 9, 2016 HSPB meeting and direct staff to provide additional interior elevations, photo-simulations, sections and/or scaled details in advance of that meeting as necessary to fully convey the actual integration of the A/V equipment and components into the architecture of the council chamber.

BACKGROUND AND SETTING:

The City Council chamber is an integral part of the original City Hall building, designed in a collaborative effort by master architects Albert Frey, John Porter Clark, and Robson Chambers and was constructed between 1952 and 1956.¹

The Palm Springs City Hall has been recognized as a historically significant building not only at the local level, but also at the State and national level, having been placed in the National Register of Historic Places by the United States Department of the Interior in 2015.

Below are images (credit: Julius Shulman) of the original configuration of the Council chambers shortly after the building was constructed. The dais, which, by definition includes the entire raised platform at the front of the chamber, is comprised of the following basic functional components:

- (1) the city council desk,
- (2) the staff desk,
- (3) A/V components (screens, projectors, computers, etc.),
- (4) a podium at which the public may address the council.

As can be seen in the images below, the original dais also included a small desk immediately in front of the council desk for the recorder/secretary (this function in the current configuration has been subsumed in the staff desk). The original desk-front panels were comprised of vertically-grained clear-finished plywood with what appears to be a fine-grained face veneer run in a vertical orientation. Across the back wall of the dais were acoustical panels, a cork board, and a projection screen.

¹ Palm Springs City Hall was built in phases, the first between 1952 and 1956, with two large additions at the rear; one in 1956 designed by Clark, Frey & Chambers and one in 1965 designed by Williams, Clark, and Williams. In 1972 another smaller addition was constructed, designed by Williams & Williams for the Emergency Operations Center, and in 1984 a substantial remodeling and another large addition designed by Williams, Clark & Williams was added which included the part of the building presently occupied by Development Services.



ORIGINAL INTERIOR DESIGN OF COUNCIL CHAMBER – LOOKING SOUTH FROM THE DAIS




CLOSE-UP VIEW OF ORIGINAL INTERIOR DESIGN OF COUNCIL CHAMBER DAIS



ORIGINAL INTERIOR DESIGN OF COUNCIL CHAMBER - LOOKING NORTH TOWARD THE DAIS


The images below portray the current dais as renovated in the 1980's. The 1980's renovation introduced a design aesthetic for the dais furnishings based on a "panelized" look created with a grid of painted wood trim pieces mounted across the desk-front panels. It also introduced a public speaker's podium attached to the edge of the staff desk. Across the back of the dais a series of rolling "presentation boards" integrated into soffits and flanking screen walls with painted vertical wood trim and a motorized projection screen. Behind the east screen wall is a storage / utility closet that may be needed to accommodate some of the A/V components.



CURRENT VIEW OF COUNCIL CHAMBER DAIS (RENOVATED IN 1984)



CURRENT CONDITION LOOKING SOUTH FROM THE DAIS



CURRENT CONDITION LOOKING TOWARD THE DAIS (RENOVATED IN 1984)



CLOSE UP VIEW OF CURRENT DAIS FROM 1984 RENOVATION



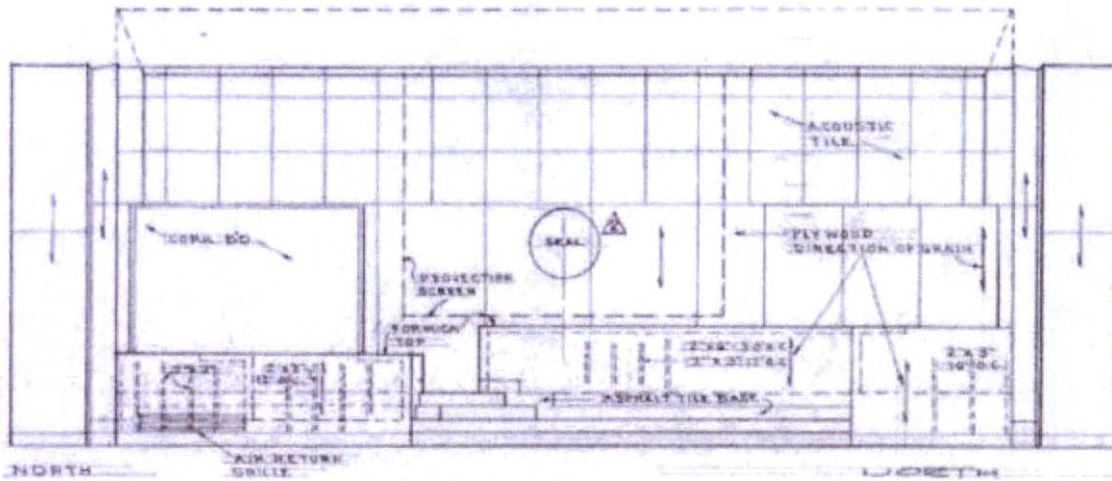
CURRENT VIEW OF COUNCIL CHAMBER DAIS



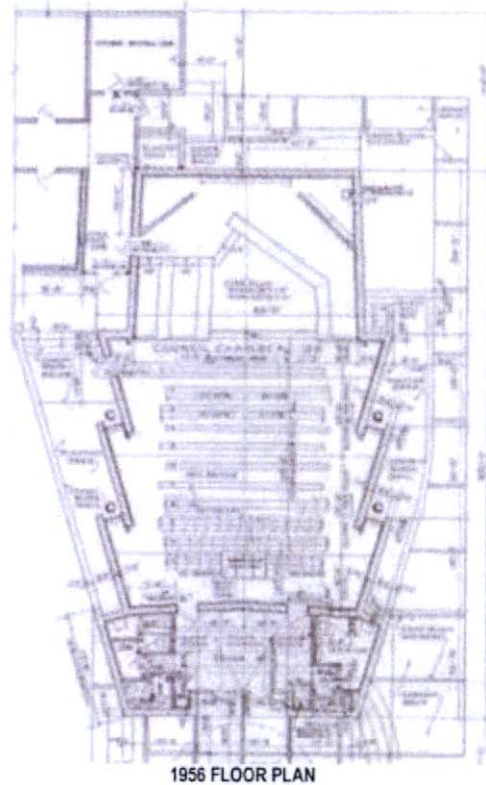
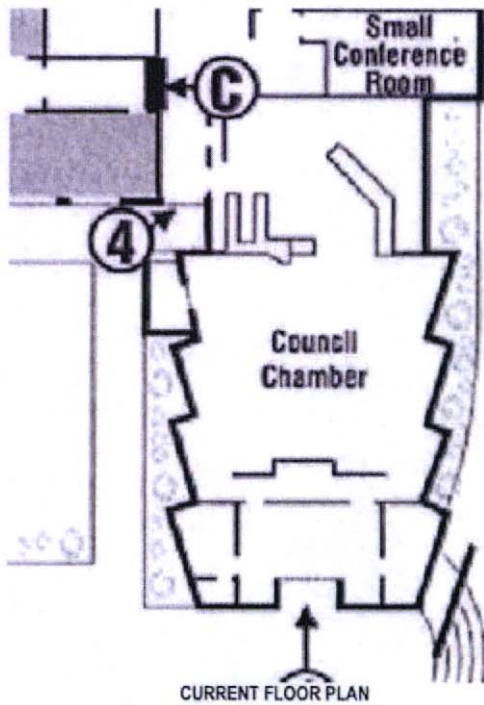
EXISTING LOBBY VIDEO MONITOR



EXISTING CAMERAS, SPEAKERS, TV MONITORS AND PROJECTION EQUIPMENT WILL BE REMOVED AND REPLACED.



1956 ELEVATION DRAWING OF FRONT OF DAIS



1956 FLOOR PLAN

COUNCIL CHAMBER FLOOR PLANS

In March of 2014, the City Council hired Triton Technologies to design and install a new audio visual system for the Police Training Center Building on South Civic Drive. In July 2014, the City Council approved an addenda (#1) to expand Triton's scope to include complete replacement of the A/V system in the City Council chambers, the Large Conference Room, and the City's Television Studio & Production Center. In February

2015, addenda #2 was approved expanding the technological scope and adding interior design / architectural services to

"...support the design effort to ensure the installation of audio/visual equipment into the City Council Chambers, as well as added to the Council dais, is treated with the appropriate detail and refinement necessary to preserve the architectural integrity of the City Council Chambers."

At this time, the actual modifications that are necessary to install the new AV components have not been fully identified, but there will be new built-in monitors at all workstations that will necessitate modification of all the dais furnishings and workstations.



At the ceiling, there will be new surface-mounted cameras and ceiling mounted special lighting fixtures necessary to provide proper lighting of the individuals at the dais (see images below).




DESIRE D22 TUNGSTEN LED
CEILING SURFACE MOUNTED LIGHT FIXTURE



PANASONIC AW-HE130K
CEILING SURFACE MOUNTED CAMERA

The existing two small ceiling-mounted video monitors oriented toward the audience at the ceiling will be replaced with four, 60 inch flat screen ceiling / wall-mounted video

monitors². The existing projection screen at the back of the dais will be replaced with 80 inch diagonal flat screen video monitor.

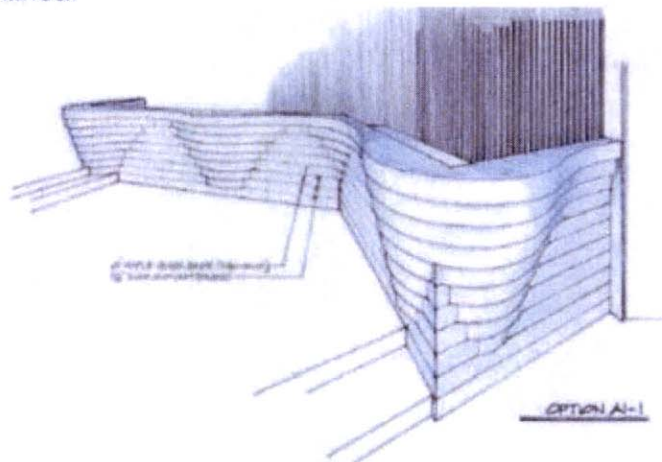


LARGE 60 INCH FLAT SCREEN VIDEO MONITORS
WILL REPLACE THE EXISTING SMALL AUDIENCE-FACING CEILING MOUNTED MONITORS
AND THE PROJECTION SCREEN AT THE BACK OF THE DAIS WILL BE REPLACED WITH A RECESSED 80-INCH MONITOR

It is assumed wiring, conduit, new digital projection screens cameras, lights, and equipment racks or closets may be part of the new A/V system. It is not clear what architectural impact or changes would be necessary to the perimeter walls and ceiling finishes to integrate and accommodate the new A/V system.

The interior design consultant has developed three schemes which are shown below with a short explanation / description provided by the designer.

Option A1-1 "Curvilinear"




"Configured on the same footprint as the existing dais, this design features 6" white oak "bands" that attempt to interpret a freeform and fluid approach to the City's business by the various Councils that will be using the dais. The bands are separated by 1/8"

² Certain aspects of the subject project are necessary upgrades to address existing deficiencies in compliance with the ADA.

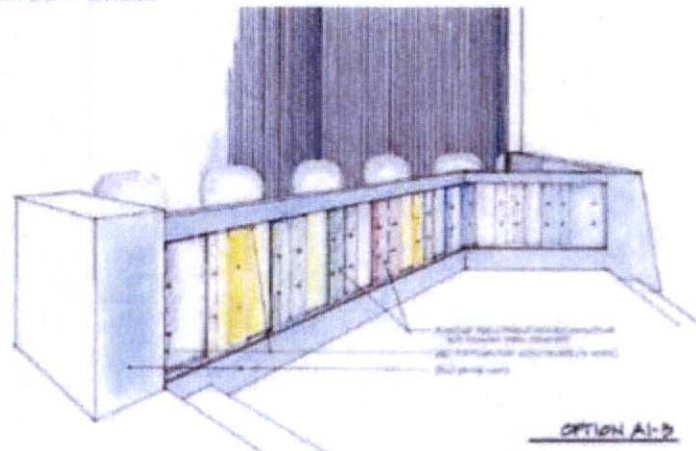
blackened metal sheets that emphasize the individual bands as well as finish the bottom surface of the cantilevered surfaces as they appear. The white oak is to be dyed a complimentary color tone similar to the existing colors within the Chambers."

Option A1-2 "Photo Image Palm Springs Entry Sign"



"This option also utilizes the same footprint as the existing dais but includes a raised surface counter for staff to utilize at the display boards. The dais face introduces a digital photo image of the Palm Springs entry sign at Tramway that has been printed on white oak and recessed 3" to enable the positioning of a continuous LED perimeter light to frame and illuminate the image. The design was generated as an attempt to give the dais a Palm Springs specific identity instead of being generic. The image is recognizable and memorable. The photo image will be a one color mono-tone (in the compatible coloration of the Chambers) where the balance of the dais will be paint grade to match the existing color palette."

Option A1-3 "Colored Panels"



"Although this option sits on the existing footprint of the dais it does project a "battered"

or angled surface along the arm that faces the audience to give this option a more significant, or monumental shape. This option also has a raised counter surface at the display wall for staff to utilize (as in option A1-2). The unique aspect of this option is the use of several ¼" multicolored acrylic panels that overlap as they fill a 5" recessed surface that is lighted from the perimeter by a continuous LED strip light. The panels are matte finished with polished edges to receive and highlight the panel colors. There is a grid of stainless steel "standoffs" that will be used as mounting hardware for the panels. The design concept here is to emphasize the creativity and diverse composition of the citizenry of Palm Springs while using similar materials to the new City median entry signage. The dais is to be fabricated in paint grade MDF and colored compatibly with the Chambers' palette. The surface behind the panels will be painted white to let the color of the acrylic come through."

As with all 3 of the options, the new electronics are to be featured at each one of 7 dais positions, set within an angled surface utilizing plastic laminate as the counter material for durability and cost effectiveness."

The interior design consultant has not provided a description on how the three options achieve the stated goal of preserving the architectural integrity of the chamber.

Related Relevant City Actions by HSPB, Planning, Fire, Building, etc.	
1952	Construction of the first phase of City Hall
1956	Construction of addition to the north of original building.
1965	Construction of a second addition to the north of the original building.
1972	Construction of Emergency Operations Center Addition
1984	Comprehensive remodeling and addition of Development Services annex
1996	City Council designates City Hall as a Class 1 historic site. (CC Resolution #18907)
2010	South parking lot renovation
2012	City Council clarifies the Class 1 designation of City Hall to include the site (CC Resolution #23016)
2013	HSPB approves certificate of approval for installing exterior conduit for connection of a traffic management system.
2014	Partial landscape changes & repaving of parking lots.

Notification	
	Neighborhood organizations were provided the agenda for this meeting pursuant to the noticing requirements outlined in PSZC 94.04.

ANALYSIS

Certificates of approval applications are evaluated by the HSPB against the guidelines of PSMC 8.05.190 "Factors to be considered upon application". As noted above, the stated goal of adding interior design services to the A/V consultant's contract was to:

"...support the design effort to ensure the installation of audio/visual equipment into the City Council Chambers, as well as added to the

Council dais, is treated with the appropriate detail and refinement necessary to preserve the architectural integrity of the City Council Chambers.”

In reviewing and acting upon each application, the historic site preservation board shall consider:

(1) The historic value and significance, or the architectural value and significance or both, of the structure and its relation to the historic value of the surrounding area;

The historic and architectural significance of the Palm Springs City Hall has been well documented as an outstanding example of mid-century modern architecture and the work of master architects Clark, Frey & Chambers. The functional components and arrangement of the Council Chamber dais have remained relatively unchanged since the building's construction. Neither the current furnishings and desk-fronts on the dais nor the three proposed options reflect the original minimalist architectural aesthetic of the council chamber that can be seen in the Shulman photos. While the three options are creative and interesting, it is not clear how they achieve the stated goal of preserving the architectural integrity of the chamber.

(2) The relationship of the exterior architectural features of any structure to the rest of the structure itself and to the surrounding area;

The subject project does not impact the exterior of the building. The scope is limited to the Council Chamber and dais.

(3) The general compatibility of exterior design, arrangement, texture and material which is proposed by the applicant;

As noted, the proposed project impacts only one of the key public spaces within City Hall –the City Council chambers. Neither the current condition as renovated in the 80's nor the three schemes for the council desk-front reflect the Clark & Frey's minimalist architectural aesthetic of the chamber. More information is necessary to fully convey the visual impact of the new large LED monitors, surface mounted cameras, lighting and other components.

(4) Archaeological or ecological significance of the area.

There are no known archaeological or ecological significance to the subject site.

CONCLUSION

It would be helpful for the projects' consultant to clarify what physical impact integration of the new A/V equipment will have on the architectural integrity of the council chamber. In doing so, it would likely help clarify what modifications are necessary to adapt the

furnishings and architectural treatment and finishes in the chamber to accomplish the A/V upgrades. And, although the 1980's remodeling diminished the architectural and historic integrity of the Clark & Frey-designed council chamber, the current project presents an opportunity for the City to begin to restore key components of the chamber in a way that would be more respectful of the original design aesthetic of the space.

Staff does not believe the current three design options achieve this goal.

ENVIRONMENTAL ASSESSMENT

The California Environmental Quality Act (CEQA) allows for a categorical exemption determination to be made in cases where alterations to historic resources are made in accordance with the Secretary of the Interior's Guide for the Treatment of Historic Resources. The original interior aesthetic treatment of the chamber and the furnishings on the dais were materially impaired with the 1980's remodel. The current project could potentially change the aesthetic of the council chamber dais, but would not likely further impair the historic integrity of the space.



Ken Lyon, RA,
Associate Planner

Flinn Fagg, AICP
Director of Planning Services

Attachments:

Vicinity Map
Application materials


Attachment 2



City of Palm Springs

Department of Planning Services

Memorandum

Date: February 9, 2016
To: Historic Site Preservation Board
From: Ken Lyon, RA, Associate Planner 
Subject: Case 3.3377 - HSPB 33D – A/V Upgrades in the City Council Chamber & Dais Renovation

This project, which the HSPB reviewed in January 2016 is one for which the applicant (City) is seeking a certificate of approval to upgrade the A/V systems in the Council Chamber and large conference room. The stated goal of the project is:

... to assure "...the Council dais is treated with the appropriate detail and refinement necessary to preserve the architectural integrity of the City Council Chambers."

At its January 2016 meeting, the Board reviewed the above project and voted to continue it to the February meeting with direction to the applicant (City) to provide a design scheme for the council dais that is more reflective of the original Frey-designed furnishings and interior and to:

"...direct staff to provide additional interior elevations, photo-simulations, sections and/or scaled details in advance of (the next) meeting as necessary to fully convey the actual integration of the A/V equipment and components into the architecture of the council chamber. Incorporate the City seal in the design of the dais."

The Board suggested the designer should attempt to incorporate the minimalist aesthetic and simplicity of form and material detailing evident in the photos of the original dais and Council Chamber.



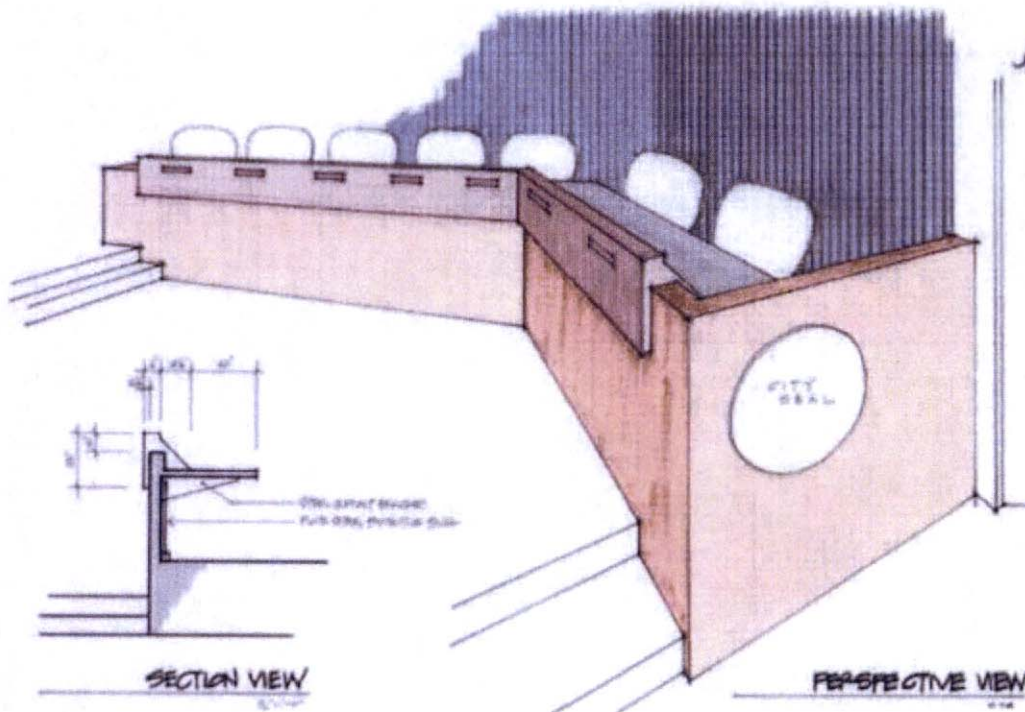
ORIGINAL INTERIOR DESIGN OF COUNCIL CHAMBER – (Photo credit: Julius Shulman)

The City's design consultant has produced a fourth scheme in an effort to respond and incorporate the HSPB's recommendations. The fourth scheme is attached herein with a description below provided by the designer:

Council Dais design A1 – 4 Concept Description:

Responding to the direction from the HSPB, this design takes into account the concepts of Albert Frey when he originally designed the Council Chambers. The streamlined wood skinned forms delineate the dais as per Frey's design. A "curb" is added to the top of the desk to hide the paper work and desktop mess that is so noticeable from a TV camera view that was not a concern back in the 1960's, and now the addition of the angled technology unit which is intended to simply wrap over the top of the dais stations and provide a name plate (static or digital) location on the 18" drop apron facing the audience. The re-introduction of the City's official seal is positioned on the audience-facing surface next to the Mayor's position at the dais. Materials are wood veneers in two different finishes.

Dais Option A1-4



The design proposes a desk for the Council members that is similar in material, color tones and detailing as that seen in the original photos. Planning staff recommends the Board grant a certificate of approval only for the reconstruction of the Council desk & furnishings as shown at this time.

No additional information has been provided showing how the other A/V components are to be integrated into the Council Chamber. Planning Staff recommends these details be provided to the HSPB in March in order to make a fully informed decision on the appropriateness of the integration of the new A/V system in the Council Chamber.

Attachment: Vicinity Map
January 2016 Staff report excerpt.

Attachment 3



Palm Springs City Council

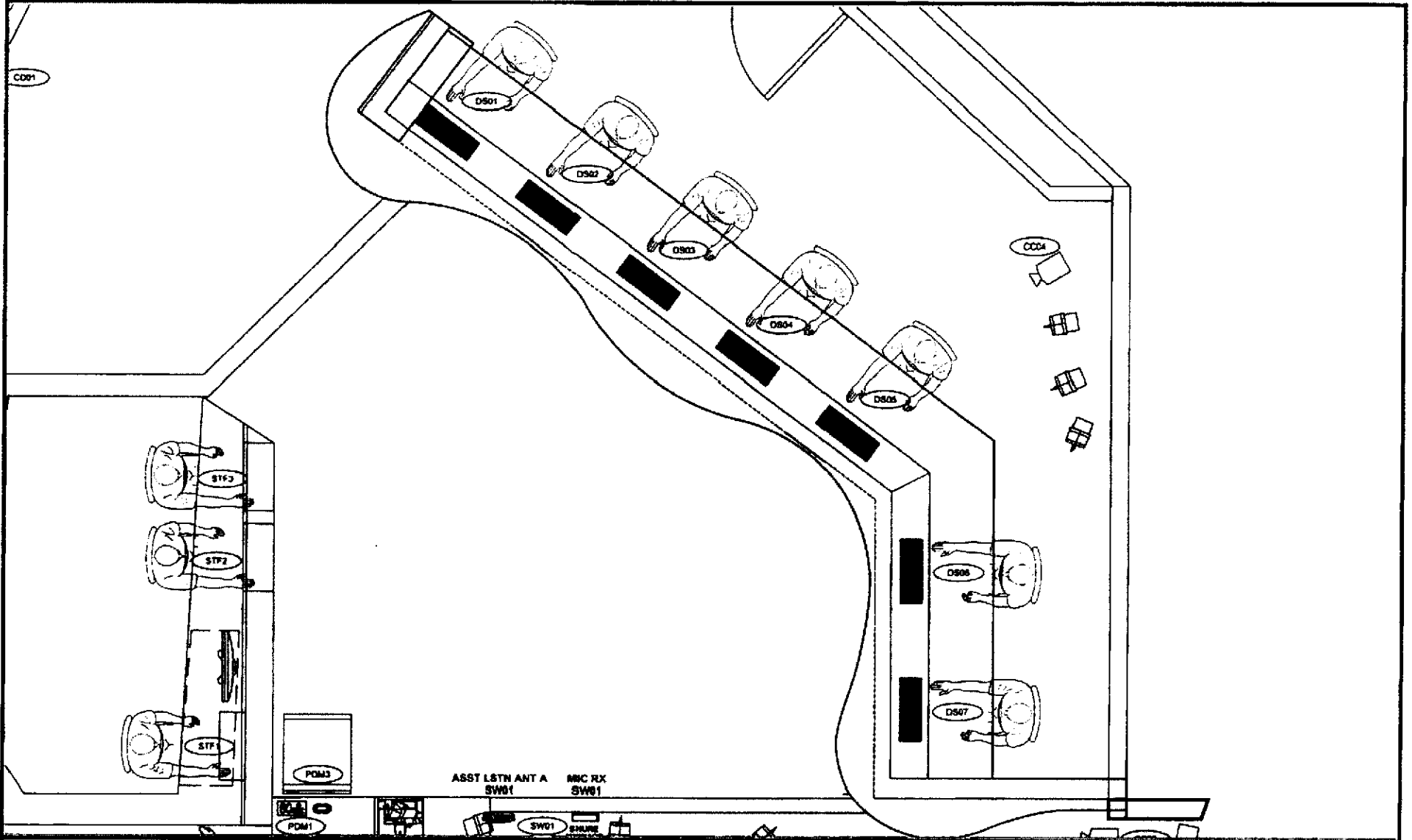
December 17th, 2015

Final Drawing & Document Review



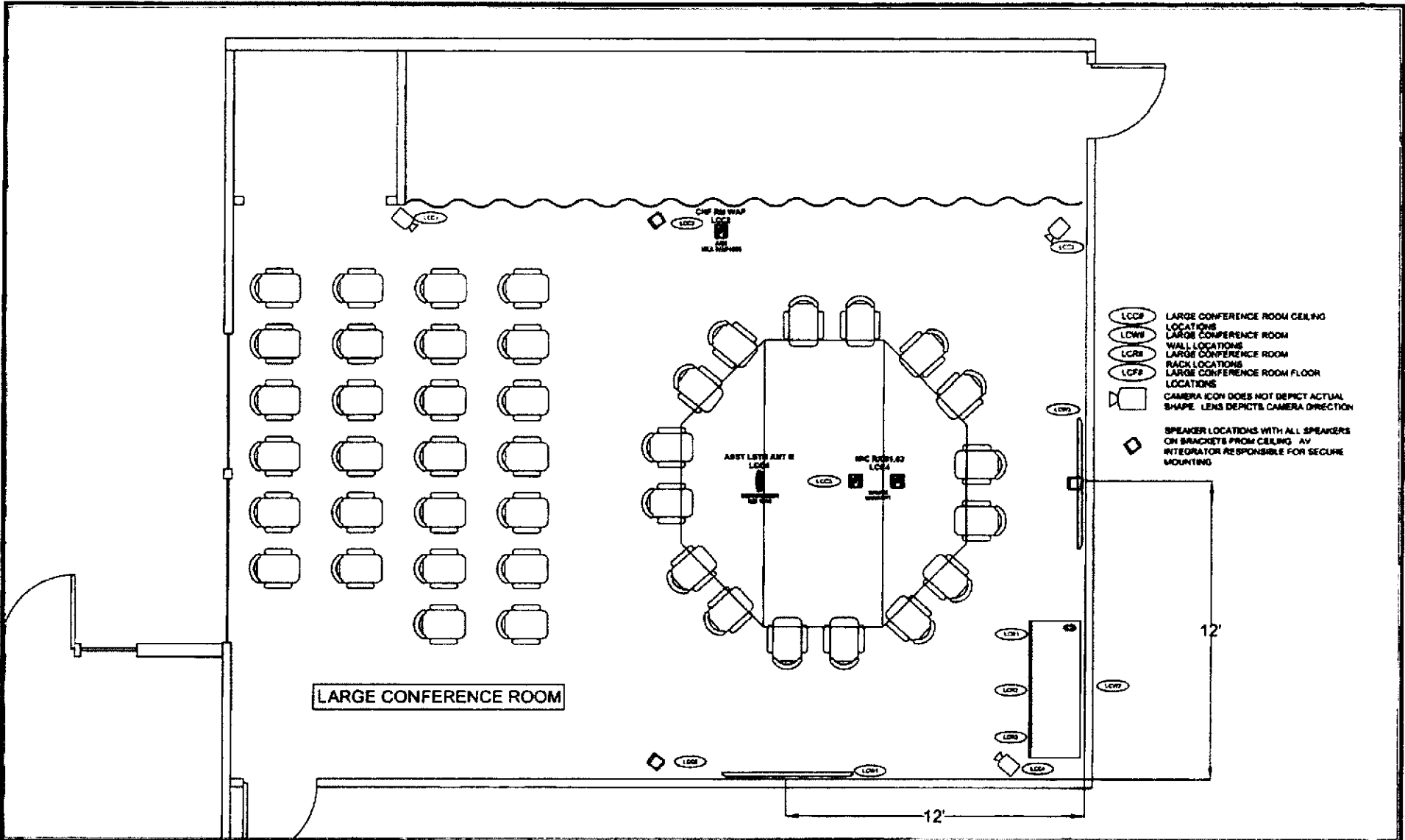
32234 Paseo Adelanto
San Juan Capistrano, CA. 92675
949-388-3919

Plot Date: 1/31/2016 8:25:35 AM Plot by: Brian, Tracy



	Triton Technology Solutions 32224 Paseo Anselmo, Suite E1 San Jose, California, CA 95071 Tel: (949) 342-3819 www.TritonTechnology.com		TRADE SECRET NOTICE: This paper, all information contained and the matter shown and described herein is heretofore and proprietary to Triton Technology. These plans and specifications are for the sole use of Triton Technology, and may not be used by any other unauthorized party. Such unauthorized use shall be a violation of federal law.	WING NUMBER: 0000	Author: G. ALIEMMI	Created Date: 4/3/2015	Project For: PALM SPRINGS CITY COUNCIL	Project Name: FLOOR PLAN COUNCIL CHAMBER - DAIS AREA	File Name: 1007116
	Reviewed and Approved by: [Signature]	Approved Date: [Date]		PDM APPROVED BY: [Signature]	PDM APPROVED DATE: [Date]	SW01 SW02	Author: G. BOBE	Project No: PSCC Floor Plan.dwg	Project Name: CH DAIS AREA

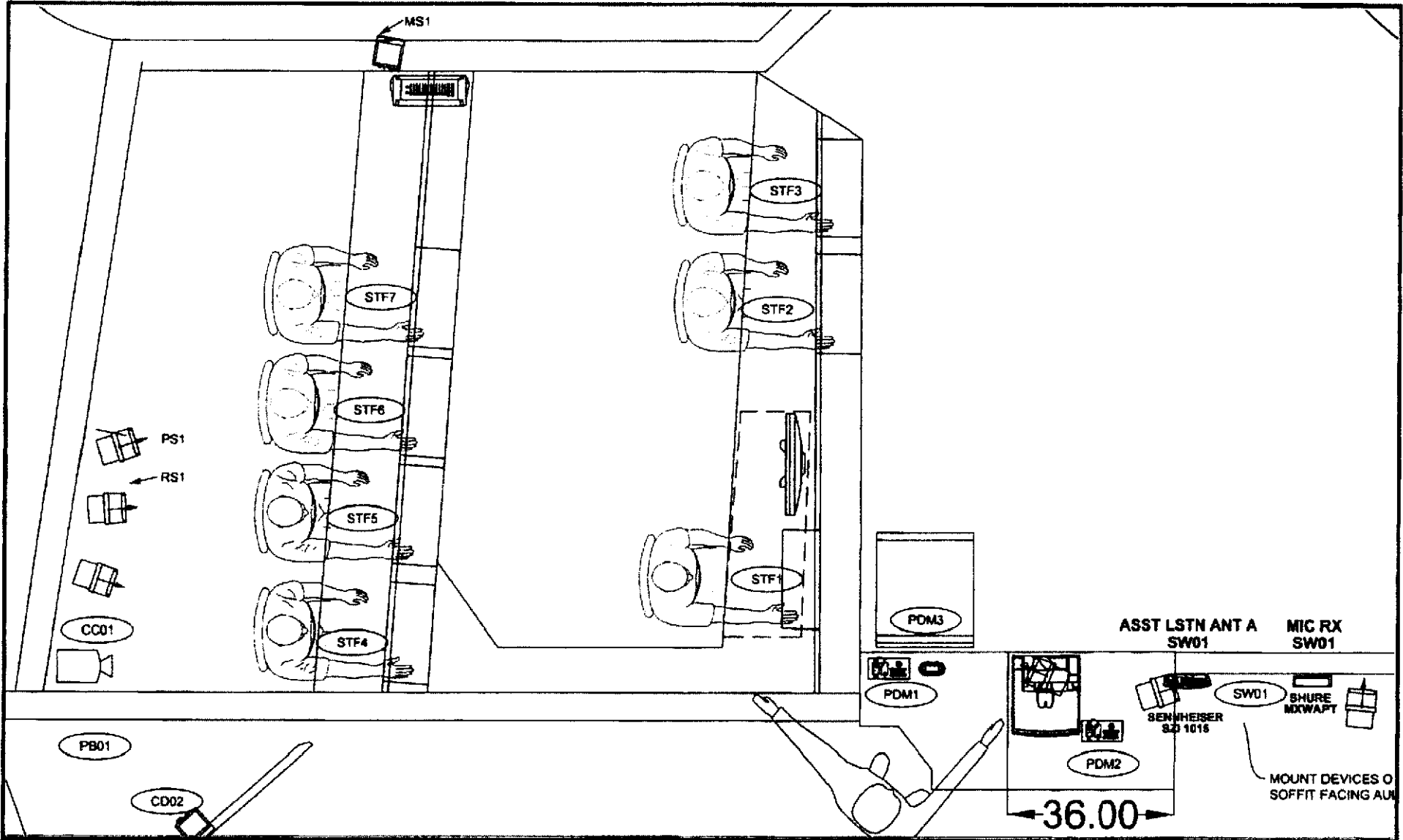
Plot Date: 12/11/2015 9:34:30 AM Plot by: Bham, Tasha



- (LCCF) LARGE CONFERENCE ROOM CEILING LOCATIONS
- (LCRW) LARGE CONFERENCE ROOM WALL LOCATIONS
- (LCRF) LARGE CONFERENCE ROOM RACK LOCATIONS
- (LCFF) LARGE CONFERENCE ROOM FLOOR LOCATIONS
- [CAMERA] CAMERA ICON DOES NOT DEPICT ACTUAL SHAPE. LENS DEPICTS CAMERA DIRECTION
- [SPEAKER] SPEAKER LOCATIONS WITH ALL SPEAKERS ON BRACKETS FROM CEILING. AV INTEGRATOR RESPONSIBLE FOR SECURE MOUNTING

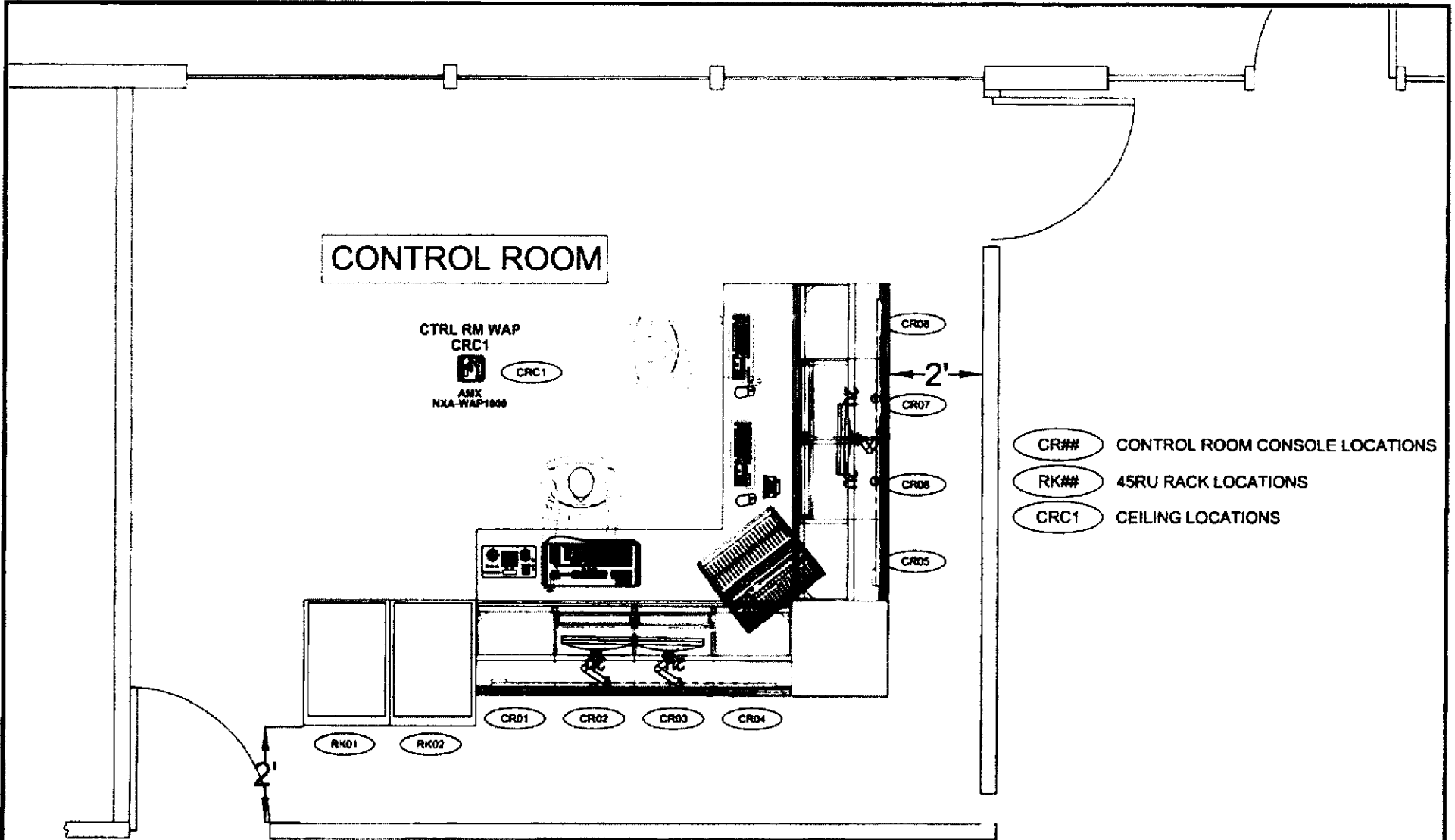
	Triton Technology Solutions 32234 Paseo Anadolito, Suite B-1 San Juan Capistrano, CA 92675 Tel: (949) 260-7819 www.TritonTechnology.com		TRADE SECRET NOTICE: This paper, all information contained and its underlying system and disclosure herein is proprietary to Triton Technology. These plans and specifications are for the sole use of Triton Technology, and may not be used by any other unauthorized party. Such unauthorized use would be a violation of federal law.		Date: 6/3/2015 By: S. ALAMIN Title: S. BOSE		Project For: PALM SPRINGS CITY COUNCIL Project No: PSCC Floor Plan.dwg		Drawing Title: FLOOR PLAN CONF ROOM Drawing No: 18021715 Revision: FP CONF RM Date: 1/21	
	APPROVED AND AUTHORIZED BY:	PROJECT NO:	DATE:	SHEET NO:	TOTAL SHEETS:	SCALE:	DRAWN BY:	CHECKED BY:	DESIGNED BY:	DATE:

Plot Date: 12/17/2016 8:26:18 AM Plot By: Brian, Triton



	Triton Technology Solutions 12274 Point Avenue, Suite B1 San Jose, California CA 95129 Tel: (408) 288-2915 www.TritonTechnology.com		TRADE SECRET NOTICE: This sheet, all information developed and the master plan and described herein or hereon are proprietary to Triton Technology. These plans and specifications are for the sole use of Triton Technology, and may not be used by any other individual or entity. Such unauthorized use shall be a violation of federal law.		Date: 12/17/2016	Project: PALM SPRINGS CITY COUNCIL	Title: FLOOR PLAN COUNCIL CHAMBER - STAFF AREA	File No: 10924119
	Author: A. ALAMIN	Designer: 1/3/2016	Checker: S. BOE	Project No.	File No: PBCC Floor Plan (04)	Sheet: 2	CH STF AREA	Date: 1/1

File No: 19/172016 8:53:38 AM
 Plot by: BSM, T.



	Triton Technology Solutions 2724 Pecos Avenue, Suite E San Juan Capistrano, CA 92675 Tel: (949) 366 3816 www.TritonTechnology.fr	TRADE SECRET NOTICE: This paper, its information contained and the manner shown and described herein is hereby put proprietary to Triton Technology. These plans and specifications are for the sole use of Triton Technology, and they are to used by any other governmental party. Such information was created as a requirement of contract law.	DATE: 4/3/2018	Author: A. ALMIRAH 3. MBE	Checked Date: 4/3/2018	Prepared by: PALM SPRINGS CITY COUNCIL	Title: FLOOR PLAN CONTROL ROOM	File No: 19/172016 Drawing No: FP_CTL_RM
	File No: PBCC Floor Plan.dwg						Page 1 of 1	

CONTROL ROOM

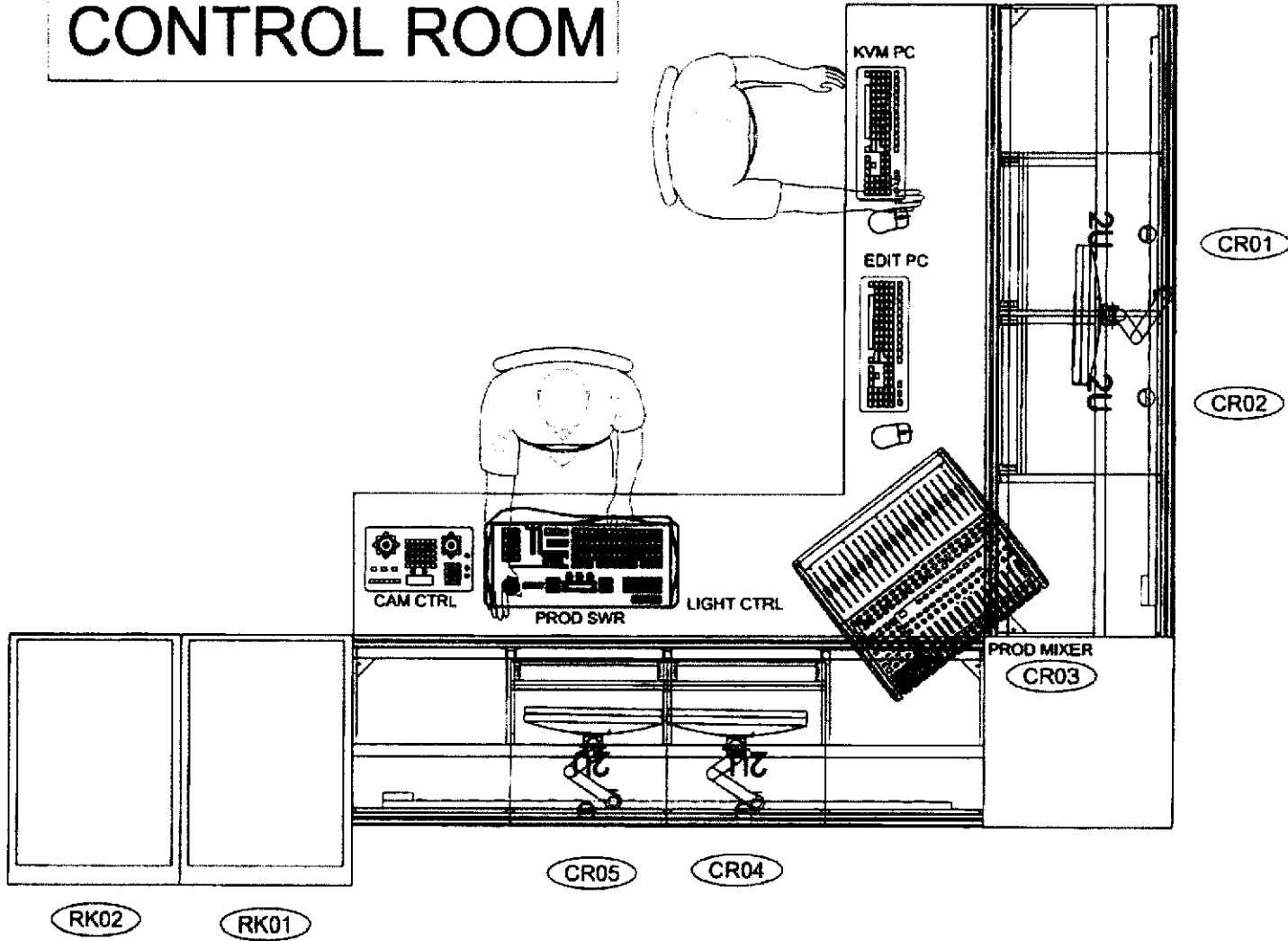


Photo: 12/17/2015 5:44:21 AM Plot by: Brian, Brian



Triton Technology Solutions
 2224 Pecos Avenue, Suite B1
 San Jose, California CA 95075
 Tel: 408.355.2878
 www.TritonTechnology.com

DESIGNED BY	REVIEWED BY
DRAWN BY	CHECKED BY
DATE	DATE

TRADE SECRET NOTICE: This paper, all information contained and the matter shown and described herein or hereinafter are proprietary to Triton Technology. These plans and specifications are for the sole use of Triton Technology, and may not be used by any other unauthorized party. Such unauthorized use would be a violation of federal law.

DATE	DESCRIPTION
1/1/15	REVISED

City of Palm Springs
 4470 PSCC CTRL RM Floor Elevators RKE01.dwg

City Council Chamber Update
 Control Room
 Plan View

Sheet No.	CRE01
Scale	AS SHOWN
Date	12/17/15
Drawn by	Brian

Attachment 4

NOTICE OF EXEMPTION

To: Office of Planning and Research
1400 Tenth Street, Room 121
Sacramento, CA 95814

From: City of Palm Springs
3200 E. Tahquitz Canyon Way
Palm Springs, CA 92262

Clerk of the Board
County of Riverside
P.O. Box 751
Riverside, CA 92502-0751

Project Title: Council Chamber Audio/Visual Upgrade, City Project No. 15-06

Project Applicant: City of Palm Springs

Project Location (Specific): Palm Springs City Hall located at 3200 E. Tahquitz Canyon Way

Project Location (City): City of Palm Springs

Project Location (County): Riverside

Project Description: The scope of work includes upgrading the existing City Hall Council Chamber Room, Large Conference Room and Control Room. The work shall comprise of installing new audio/visual equipment including individual voting monitors for City Council and staff dais, renovated dais, ceiling mounted lighting fixtures, ceiling mounted cameras, recessed and ceiling mounted televisions screens, microphones, equipment racks, conductors and cabling and all other appurtenant work.

Name of Public Agency Approving Project: City of Palm Springs

Name of Person or Agency Carrying Our Project: City of Palm Springs, Public Works & Engineering Department
3200 E. Tahquitz Canyon Way, Palm Springs, CA 92262

Exempt Status: (check one)


- Ministerial (Sec. 21080(b) (1); 15268);
- Declared Emergency (Sec. 21080(b) (3); 15269(a));
- Emergency Project (Sec. 21080(b) (4); 15269 (b)(c));
- Categorical Exemption. State type and section number: 15331 Historical Resource Restoration/Rehabilitation (Class 31); for the maintenance and repair on historical resources
- Statutory Exemptions. State code number:

Reasons why project is exempt: Class 31 consists of projects limited to maintenance, repair, stabilization, rehabilitation, restoration, preservation, conservation or reconstruction of historical resources in a manner consistent with the Secretary of the Interior's Standards for the Treatment of Historic Properties with Guidelines for Preserving, Rehabilitating, Restoring, and Reconstructing Historic Buildings (1995), Weeks and Grimmer ("the Standards"). Therefore, the Council Chamber Audio/Visual Upgrade, City Project No. 15-06, is considered categorically exempt from CEQA

Lead Agency Contact Person: Marcus Fuller Area Code/Telephone/Extension: (760) 322-8380

If filed by applicant:

1. Attach certified document of exemption finding.
2. Has a Notice of Exemption been filed by the public agency approving the project? Yes No

Signature:  Date: 2/11/16 Title: Asst. City Manager/City Engineer

Signed by Lead Agency Signed by Applicant

Authority cited: Sections 21083 and 21110, Public Resources Code Date received for filing at OPR: _____
Reference: Sections 21108, 21152, and 21152.1, Public Resources Code.

Attachment 2



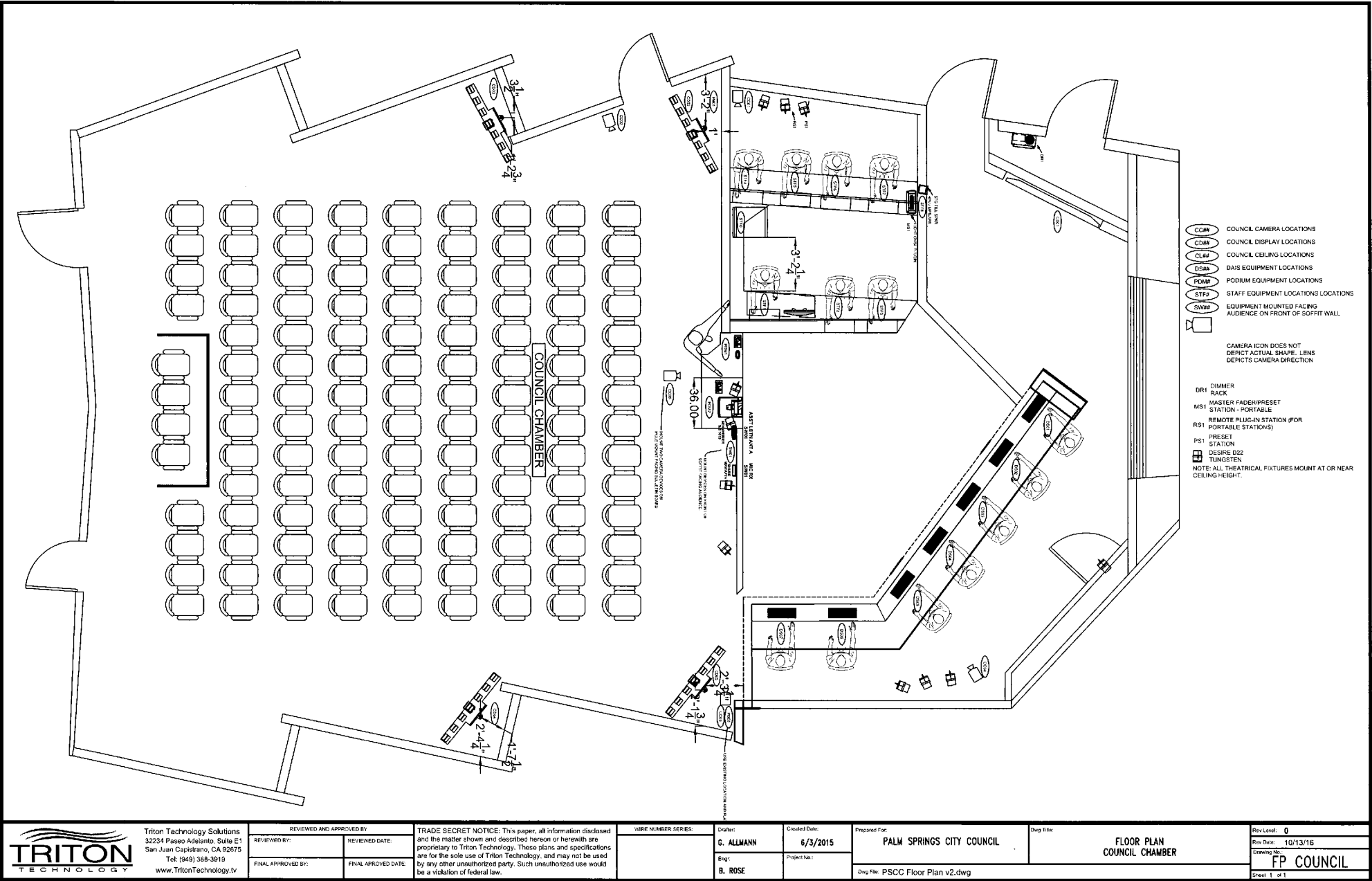
Palm Springs City Council

August 1st, 2016

Updated Drawing Set

Plot by: Brian_Triton

Plot date: 11/8/2016 8:08:19 PM



TRITON TECHNOLOGY
 Triton Technology Solutions
 32234 Paseo Adelanto, Suite E1
 San Juan Capistrano, CA 92675
 Tel: (949) 368-3019
 www.TritonTechnology.tv

REVIEWED AND APPROVED BY	
REVIEWED BY:	REVIEWED DATE:
FINAL APPROVED BY:	FINAL APPROVED DATE:

TRADE SECRET NOTICE: This paper, all information disclosed and the matter shown and described hereon or herewith are proprietary to Triton Technology. These plans and specifications are for the sole use of Triton Technology, and may not be used by any other unauthorized party. Such unauthorized use would be a violation of federal law.

WIRE NUMBER SERIES:
 Drafter:
 Eng:

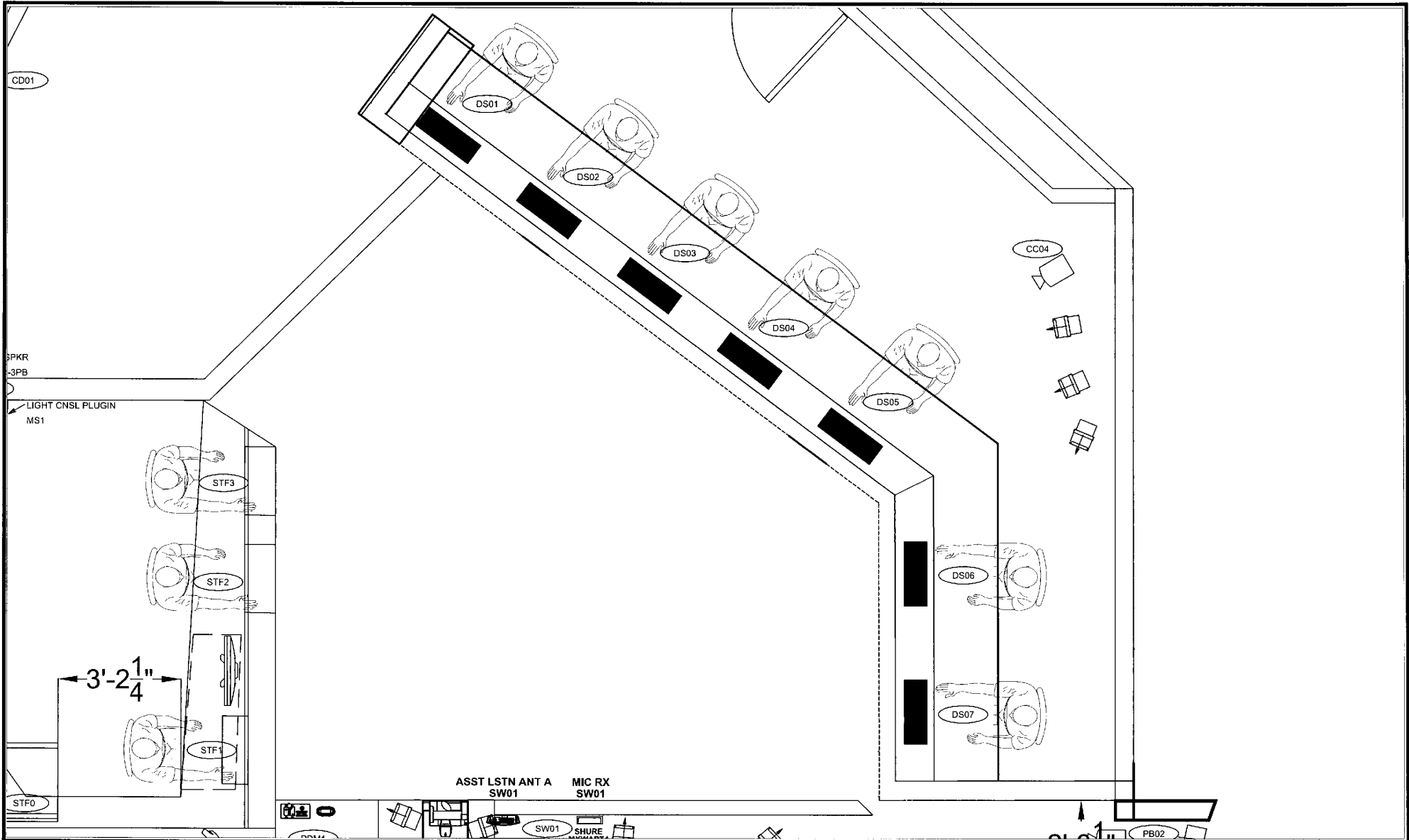
Created Date:
 6/3/2015
 Project No:

Prepared For:
 PALM SPRINGS CITY COUNCIL
 Dwg File: PSCC Floor Plan v2.dwg

Dwg Title:
 FLOOR PLAN
 COUNCIL CHAMBER

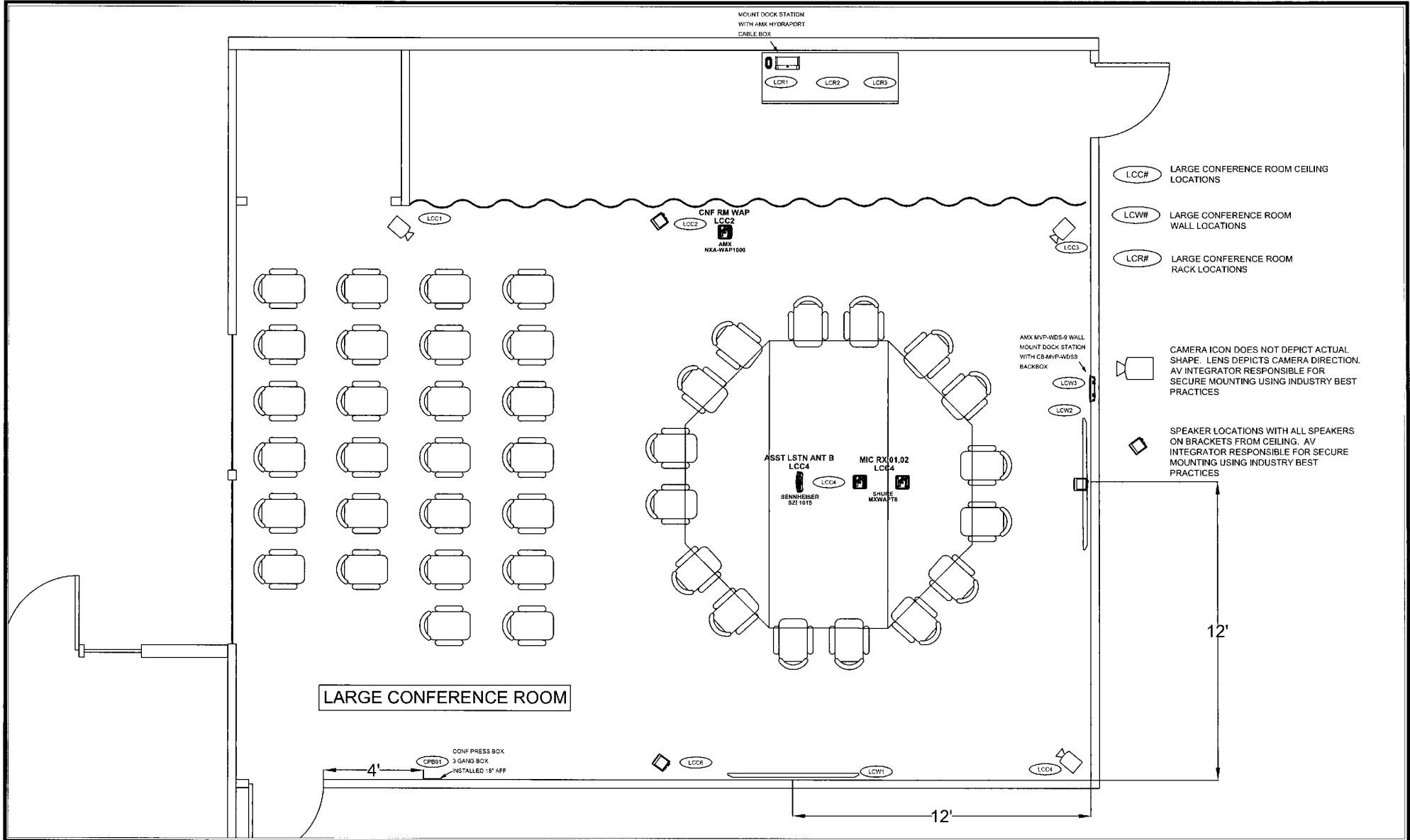
Rev Level: 0
 Rev Date: 10/13/15
 Drawing No:
FP COUNCIL
 Sheet 1 of 1

Plot date: 11/09/2016 8:07:29 PM Plot by: Brian_Tilton



<p>Triton Technology Solutions 32234 Paseo Adelante, Suite E1 San Juan Capistrano, CA 92675 Tel: (949) 388-3919 www.TritonTechnology.br</p>	REVIEWED AND APPROVED BY:		<p>TRADE SECRET NOTICE: This paper, all information disclosed and the matter shown and described herein or herewith are proprietary to Triton Technology. These plans and specifications are for the sole use of Triton Technology, and may not be used by any other unauthorized party. Such unauthorized use would be a violation of federal law.</p>	WIRE NUMBER SERIES:	Drafter:	Created Date:	<p>Prepared For: PALM SPRINGS CITY COUNCIL</p> <p>Dwg Title: FLOOR PLAN COUNCIL CHAMBER - DAIS AREA</p> <p>Dwg File: PSCC Floor Plan v2.dwg</p>	Rev Level: 0
	REVIEWED BY:	REVIEWED DATE:			G. ALLMANN	6/3/2015		Raw Date: 10/13/16
	FINAL APPROVED BY:	FINAL APPROVED DATE:			B. ROSE	Project No.:		Drawing No.:
								CH DAIS AREA

Plot date: 8/12/2016 12:57:22 PM Plot by: Dan Allmann



Triton Technology Solutions
 32234 Paseo Adelante, Suite E1
 San Juan Capistrano, CA 92675
 Tel: (949) 388-3919
 www.TritonTechnology.tv

REVIEWED AND APPROVED BY	
REVIEWED BY:	REVIEWED DATE:
FINAL APPROVED BY:	FINAL APPROVED DATE:

TRADE SECRET NOTICE: This paper, all information disclosed and the matter shown and described hereon or herewith are proprietary to Triton Technology. These plans and specifications are for the sole use of Triton Technology, and may not be used by any other unauthorized party. Such unauthorized use would be a violation of federal law.

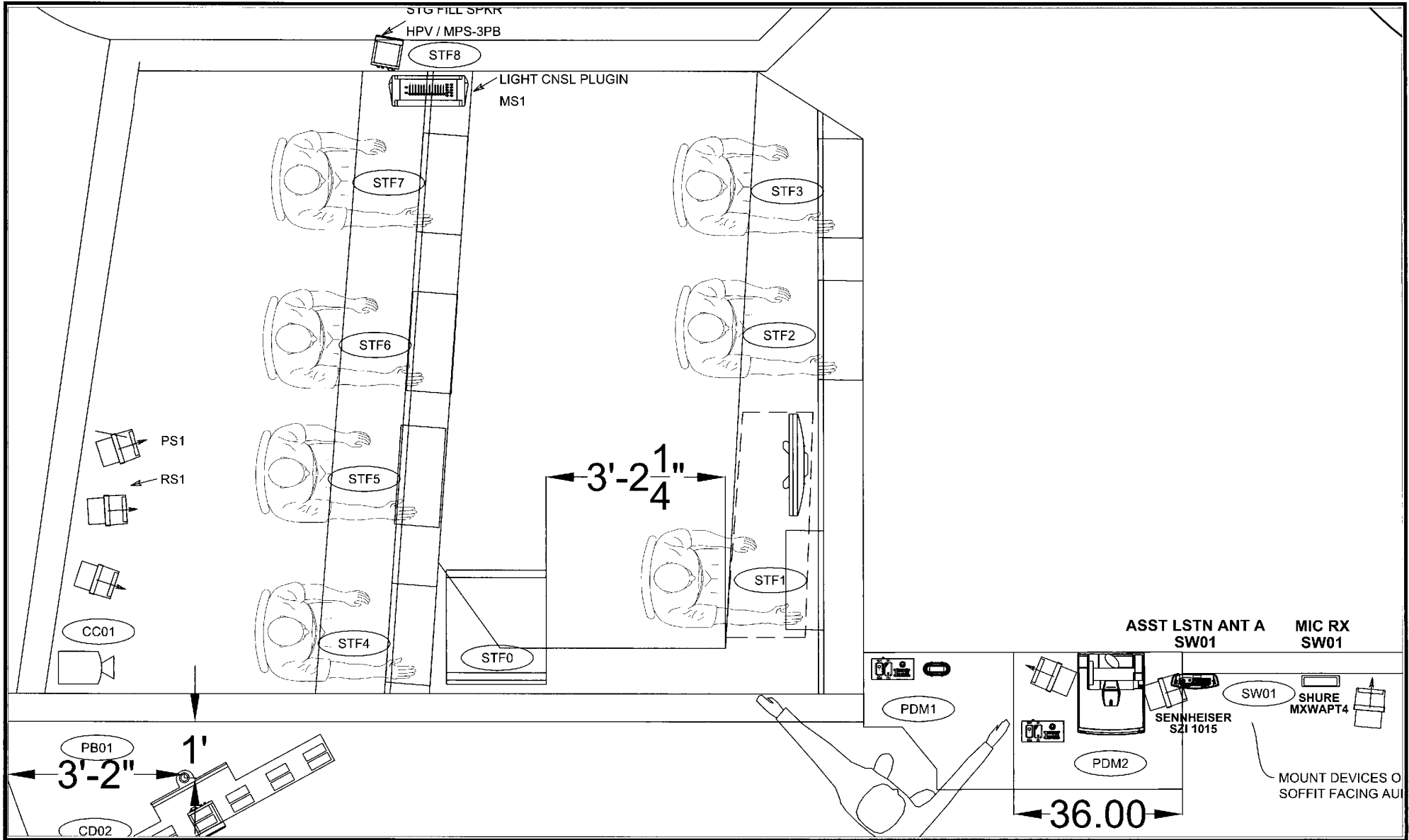
WIRE NUMBER SERIES:

Drafter:	Created Date:
G. ALLMANN	6/3/2015
Eng:	Project No.:
B. ROSE	

Prepared For:	Dwg Title:
PALM SPRINGS CITY COUNCIL	FLOOR PLAN CONF ROOM
Dwg File: PSCC Floor Plan v2.dwg	

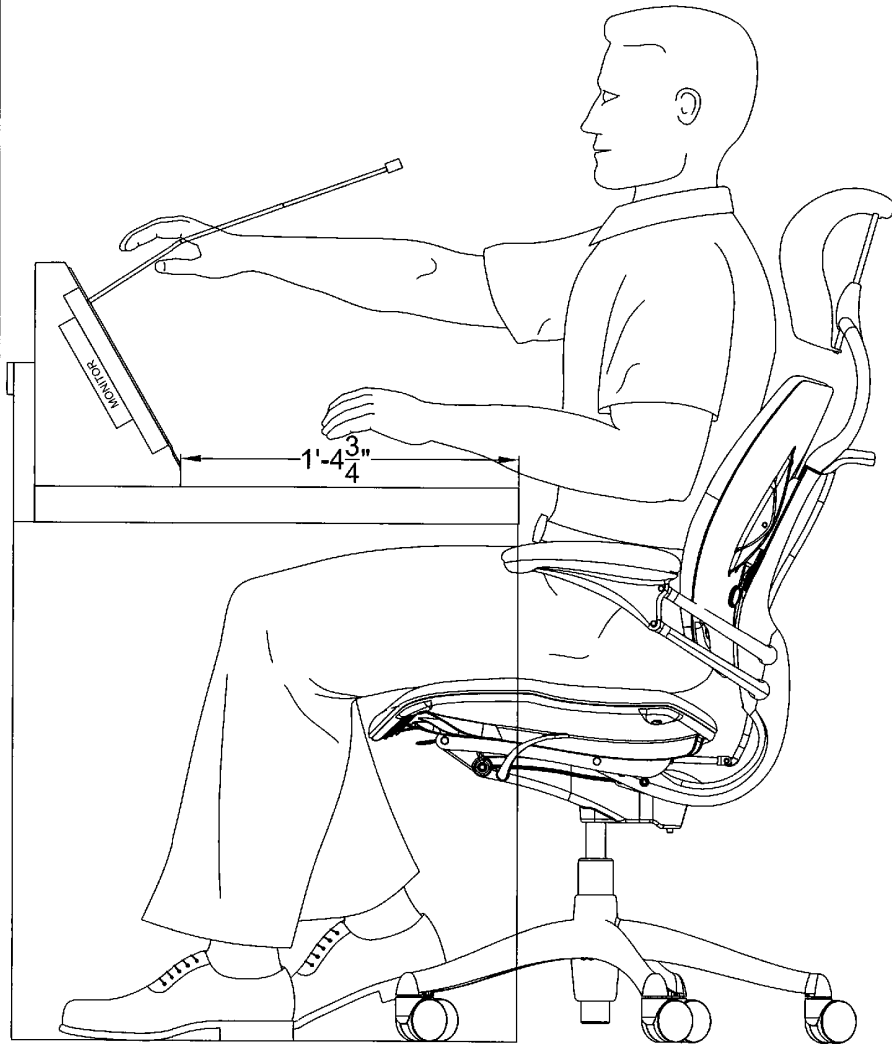
Rev Level: 0
Rev Date: 5/20/16
Drawing No: FP CONF RM
Sheet 1 of 1

Plot date: 8/11/2016 12:55:32 PM Plot by: Dan Allmann



<p>Triton Technology Solutions 32234 Paseo Adelanto, Suite E1 San Juan Capistrano, CA 92675 Tel: (949) 388-3919 www.TritonTechnology.tv</p>	REVIEWED AND APPROVED BY:		<p>TRADE SECRET NOTICE: This paper, all information disclosed and the matter shown and described hereon or herewith are proprietary to Triton Technology, and may not be used for the sole use of Triton Technology, and may not be used by any other unauthorized party. Such unauthorized use would be a violation of federal law.</p>	WIRE NUMBER SERIES:	Drafter:	Created Date:	Prepared For:	Dwg Title:	Rev Level: 0
	REVIEWED BY:	REVIEWED DATE:			G. ALLMANN	6/3/2015	PALM SPRINGS CITY COUNCIL	FLOOR PLAN COUNCIL CHAMBER - STAFF AREA	Rev Date: 5/20/15
	FINAL APPROVED BY:	FINAL APPROVED DATE:			B. ROSE				CH STF AREA
					Dwg File: PSCC Floor Plan v2.dwg		Sheet 1 of 1		

Plot date: 8/1/2016 12:56:31 PM
 Plot by: Dan Allmann



STAFF PANEL SIDE VIEW



DAIS PANEL SIDE VIEW



Triton Technology Solutions
 32234 Paseo Adhianto, Suite E1
 San Juan Capistrano, CA 92675
 Tel: (949) 388-3919
 www.TritonTechnology.tv

REVIEWED AND APPROVED BY	
REVIEWED BY:	REVIEWED DATE:
FINAL APPROVED BY:	FINAL APPROVED DATE:

TRADE SECRET NOTICE: This paper, all information disclosed and the matter shown and described hereon or herewith are proprietary to Triton Technology. These plans and specifications are for the sole use of Triton Technology, and may not be used by any other unauthorized party. Such unauthorized use would be a violation of federal law.

WIRE NUMBER SERIES:

Drafter:	Created Date:
B. ROSE	6/3/2015
Eng:	Project No.:
B. ROSE	

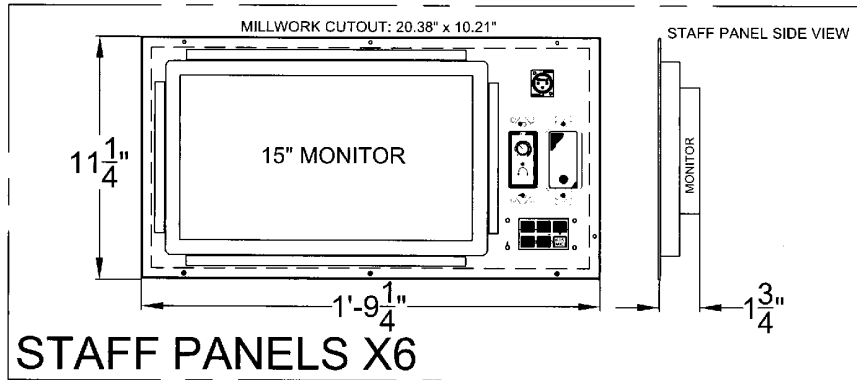
Prepared For:
PALM SPRINGS CITY COUNCIL

Dwg Title:
STAFF & DAIS PANELS SIDE VIEWS

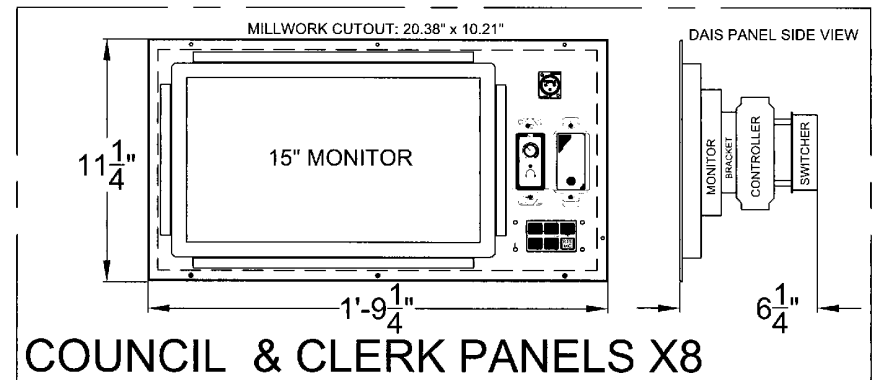
Rev Level:	0
Rev Date:	5/20/16
Drawing No.:	VOTEPNL2
Sheet:	2 of 2

Dwg File: PSCC Floor Plan v2.dwg

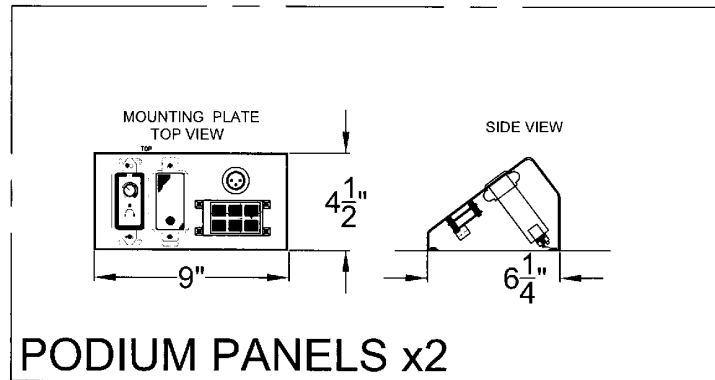
Plot Date: 8/1/2016 12:58:58 PM Plot by: Dan Alumann



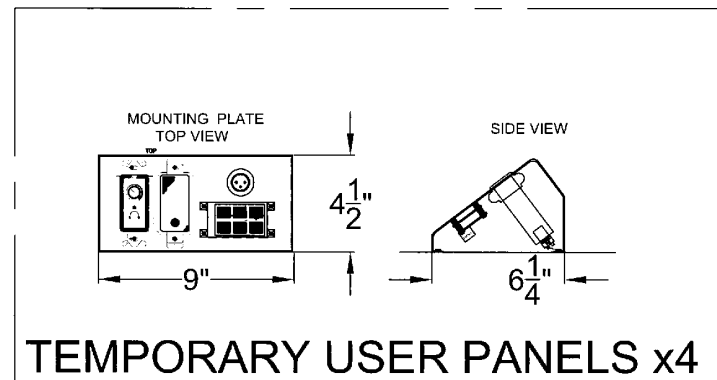
STAFF PANELS X6



COUNCIL & CLERK PANELS X8



PODIUM PANELS x2



TEMPORARY USER PANELS x4



Triton Technology Solutions
32234 Paseo Adelanto, Suite E1
San Juan Capistrano, CA 92675
Tel: (949) 388-3919
www.TritonTechnology.tv

REVIEWED AND APPROVED BY	
REVIEWED BY:	REVIEWED DATE:
FINAL APPROVED BY:	FINAL APPROVED DATE:

TRADE SECRET NOTICE: This paper, all information disclosed and the matter shown and described hereon or herewith are proprietary to Triton Technology. These plans and specifications are for the sole use of Triton Technology, and may not be used by any other unauthorized party. Such unauthorized use would be a violation of federal law.

WIRE NUMBER SERIES:	Drafter:	Created Date:
	B. ROSE	6/3/2015
	Eng:	Project No.:
	B. ROSE	

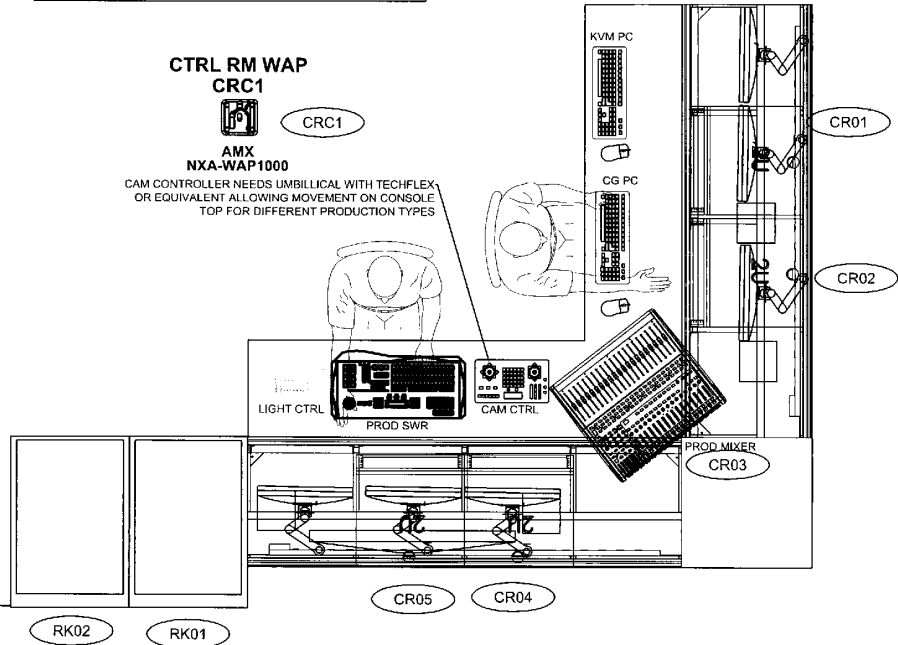
Prepared For:	Dwg Title:
PALM SPRINGS CITY COUNCIL	VOTING PANEL LAYOUTS PANEL CLOSEUPS
Dwg File: PSCC Floor Plan v2.dwg	

Rev. Level:	0
Rev. Date:	5/20/16
Drawing No.:	VT PNL
Sheet:	1 of 1

Plot date: 8/1/2016 12:56:08 PM Plot by: Dan Allmann

CONTROL ROOM

**CTRL RM WAP
CRC1**
 **CRC1**
**AMX
NXA-WAP1000**
 CAM CONTROLLER NEEDS UMBILICAL WITH TECHFLEX
 OR EQUIVALENT ALLOWING MOVEMENT ON CONSOLE
 TOP FOR DIFFERENT PRODUCTION TYPES



- CR## CONTROL ROOM CONSOLE LOCATIONS
- RK## 45RU RACK LOCATIONS
- CRC1 CEILING LOCATIONS

	Triton Technology Solutions 32234 Paseo Adelante, Suite E1 San Juan Capistrano, CA 92675 Tel: (949) 388-3919 www.TritonTechnology.tv		REVIEWED AND APPROVED BY: _____ REVIEWED BY: _____ REVIEWED DATE: _____ FINAL APPROVED BY: _____ FINAL APPROVED DATE: _____	TRADE SECRET NOTICE: This paper, all information disclosed and the matter shown and described hereon or herewith are proprietary to Triton Technology. These plans and specifications are for the sole use of Triton Technology, and may not be used by any other unauthorized party. Such unauthorized use would be a violation of federal law.	WIRE NUMBER SERIES: _____ Drafter: G. ALLMANN Eng: B. ROSE	Created Date: 6/3/2015 Project No.: _____	Prepared For: PALM SPRINGS CITY COUNCIL Dwg File: PSCC Floor Plan v2.dwg	Dwg Title: FLOOR PLAN CONTROL ROOM	Rev Level: 0 Rev Date: 5/20/16 Drawing No.: FP CTL RM Sheet 1 of 1
--	--	--	---	--	--	---	---	---	--