



## City Council Staff Report

DATE: July 19, 2017

CONSENT CALENDAR

SUBJECT: APPROVAL OF PLANS, SPECIFICATIONS AND ESTIMATE (PS&E) AND AUTHORIZATION TO BID THE SB 821 MISSING LINK SIDEWALKS, CITY PROJECT NO. 15-23.

FROM: David H. Ready, City Manager

BY: Engineering Services Department

---

### SUMMARY

The construction documents (plans, specifications and estimate) have been completed, and in accordance with Section 7.03.040 of the Procurement and Contracting Code the City Council is required to approve and adopt plans, specifications and working details, and authorize the bid request for all public projects in excess of \$100,000. Approval of this action will allow staff to proceed with bidding of this capital project, with an estimated construction cost of \$592,000.

### RECOMMENDATION:

Approve the plans, specifications & estimates and authorize staff to advertise and solicit bids for the SB 821 Missing Link Sidewalks, City Project No. 15-23.

### STAFF ANALYSIS:

On October 21, 2015, the City Council approved a three-year plan to fund a list of community projects under the theme of "Pedestrian, Bicycle and Traffic Hot Spots". The Staff Report for this action is included in **Attachment 1**. The approval of this three-year plan included funding for the 14/15 FY, as well as earmarks for FY 16/17 and 17/18 combined totaling approximately \$2,167,000 for the construction of a total of 27 projects identified in the staff report.

Funding for sidewalk segments in this project are included in this three-year plan under two separate projects on Racquet Club; \$54,900 for a project in FY 16/17 and \$96,125 for a project in FY 17/18.

ITEM NO. 1.A.

On May 4, 2016, the City Council authorized a purchase order in the amount of \$187,900 to the City's on-call engineering firm, Albert A. Webb & Associates ("Webb") to prepare the plans and specifications for the various sidewalk projects to be funded from the Measure J Community Hot Spots Project, identified as City Project No. 15-31. A copy of the May 4, 2016, staff report is included as **Attachment 2**.

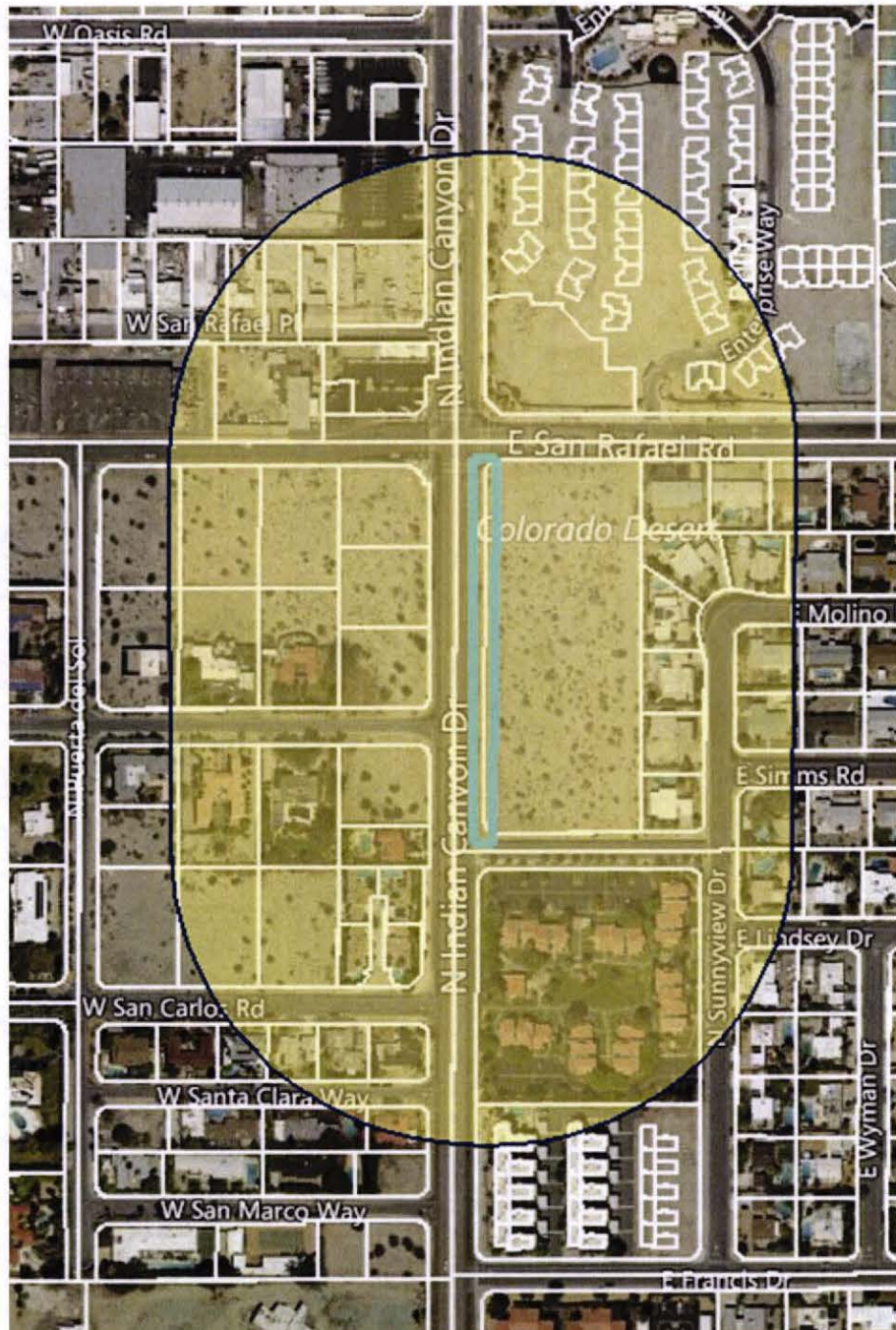
In an effort to reduce the impact of these sidewalk projects on the Measure J Fund and fill in sidewalk gaps throughout the City so that pedestrians can have safe and continuous walkways, staff applied for a SB 821 Bicycle and Pedestrian Facilities Program funding grant administered through the Riverside County Transportation Commission ("RCTC"). On June 25, 2015, RCTC notified the City that it had approved our application for funding under FY 2015/16 SB 821 Bicycle and Pedestrian Facilities Program for two sidewalk projects: 1) Indian Canyon Drive Sidewalk south of San Rafael Drive, and 2) Indian Canyon Drive Sidewalk south of Racquet Club Road. RCTC's project listing and funding approvals are included in **Attachment 3**.

Subsequently, staff applied for new funding to RCTC for Fiscal Year 2017/18 SB 821 Bicycle and Pedestrian Facilities Program funding grant for a sidewalk gap closure on Racquet Club Road, which was also identified as part of the Measure J Community Hot Spots Project list. On June 26, 2017, RCTC's Budget and Implementation Committee recommended approval of the City's application to fund construction of the Racquet Club Road / Farrell Drive sidewalk gap closure from Sunrise Way to Vista Chino.

As the City was successful in securing SB 821 Bicycle and Pedestrian Facilities Program funding from RCTC for sidewalk improvements along N. Indian Canyon Drive and Racquet Club Road / Farrell Drive segments, staff has prepared a separate bid package for these sidewalks which will be funded by the Measure J Community Hot Spots Project funding allocated for those sidewalks, supplemented by SB 821 grant funds, and Local Measure A funds.

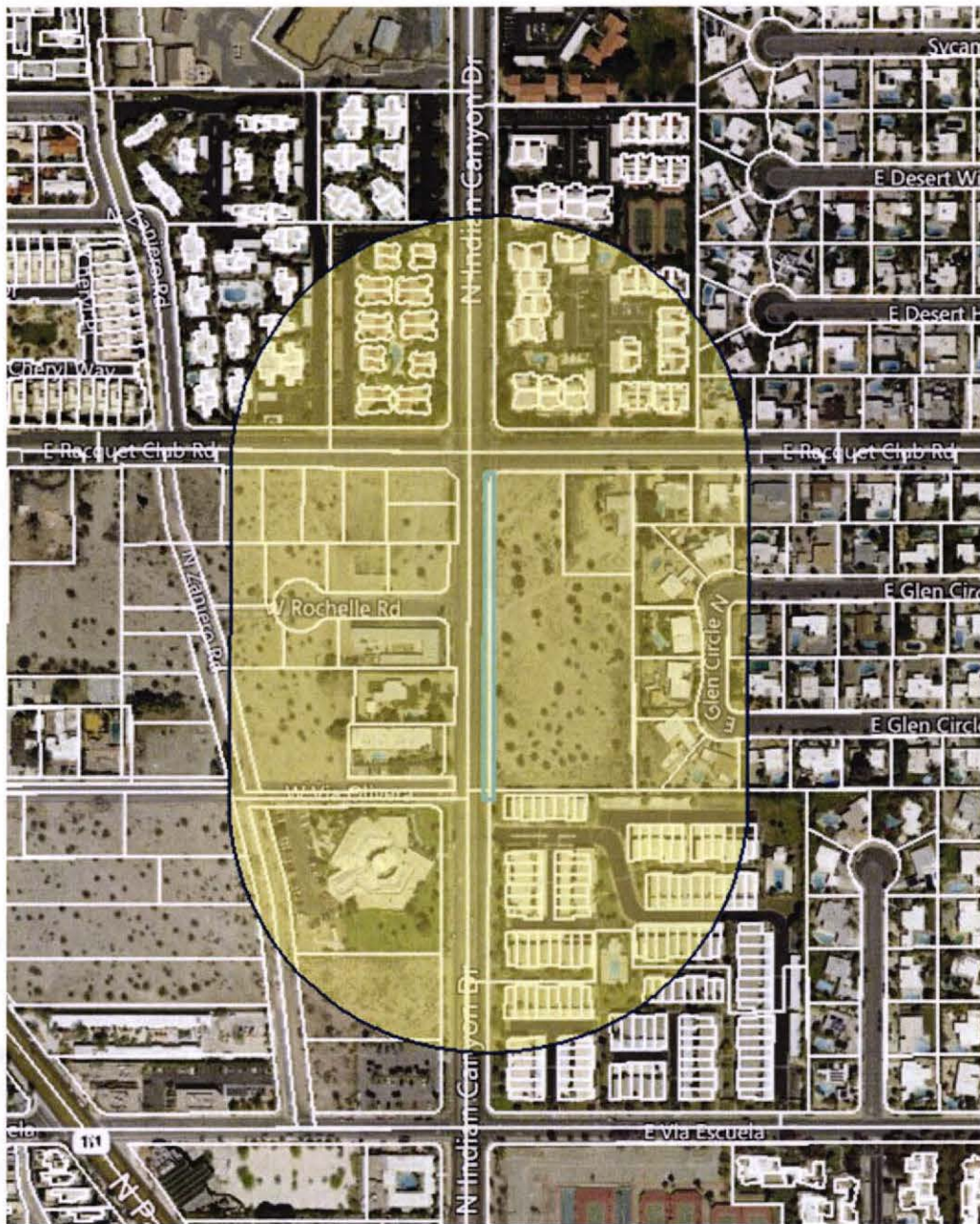
Location maps for the sidewalk projects are provided below in Figures 1-3.

Figure 1



Sidewalks on east side of Indian Canyon Drive, south of San Rafael Road

Figure 2



Sidewalk on east side of Indian Canyon Drive, south of Racquet Club Road

Figure 3



**Sidewalks on south side of Racquet Club Road and west side of Farrell Drive from Sunrise Way to Vista Chino**

Staff recommends that City Council authorize staff to proceed with the SB 821 Missing Link Sidewalks project and to formally solicit construction bids. Upon approval by the City Council, staff will advertise the project in the *Desert Sun*, submit the Notice Inviting Bids to plan rooms, and provide bid documents free of charge to prospective bidders. A

copy of the contract specifications for the project is on file with the Engineering Services Department. The following is the tentative schedule for project bidding and award:

Notice Inviting Bids posted and issued:	July 22, 2017
<b>Deadline for receipt of bids:</b>	<b>3:00 PM, August 23, 2017</b>
Contract awarded by City Council:	September 6, 2017

ENVIRONMENTAL IMPACT:

Section 21084 of the California Public Resources Code requires Guidelines for Implementation of the California Environmental Quality Act ("CEQA"). The Guidelines are required to include a list of classes of projects which have been determined not to have a significant effect on the environment and which are exempt from the provisions of CEQA. In response to that mandate, the Secretary for Resources identified classes of projects that do not have a significant effect on the environment, and are declared to be categorically exempt from the requirement for the preparation of environmental documents. In accordance with Section 15301 "Existing Facilities," Class 1 projects consist of the operation, repair, maintenance, permitting, leasing, licensing, or minor alteration of existing public structures, facilities, mechanical equipment or topographical features involving negligible or no expansion of use beyond that existing at the time of the lead agency's determination. Therefore, in accordance with Section 15301 (c), staff has determined that the SB 821 Missing Link Sidewalks, City Project No. 15-23, is considered categorically exempt from CEQA and a Notice of Exemption has been filed with the Riverside County Clerk.

FISCAL IMPACT:

RCTC's SB 821 Bicycle and Pedestrian Facilities Program will reimburse the City for the funded project costs in arrears and will include 43.6% of project costs, not to exceed \$66,235 for sidewalks on Indian Canyon Drive south of San Rafael Drive, 38.9% of project costs, not to exceed \$65,715 for sidewalks on Indian Canyon Drive south of Racquet Club Road, and 50% of project costs, not to exceed \$277,500 for sidewalks along Racquet Club Road and Farrell Drive between Sunrise Way and Vista Chino, for a total maximum funding of \$409,450. The remaining funding or the 'Local Match' portion in the amount of \$377,550 for this project is budgeted from prior fiscal year Measure J Capital Fund budget appropriated for these sidewalks as part of the Community Hot Spots Projects list, in the amount of \$151,025; with Local Measure A Fund budget in the amount of \$226,475. The Project budget of \$787,000 and the estimated expenditures are identified in Table 1.

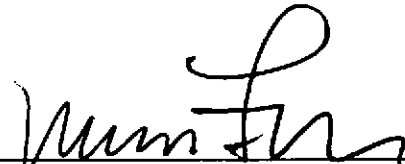
**Table 1**

Table of Project Costs	Amount
Local Measure A (134)	\$226,475
SB 821 Funding (FY 15/16)	\$131,950
SB 821 Funding (FY 17/18)	\$277,500
FY 16/17 Measure J Fund (260)	\$54,900
FY 17/18 Measure J Fund (260)	\$96,125
Design Costs (through 7/5/17)	(\$40,000)
Project Administration (through 7/5/17)	(\$3,000)
Project Administration (Estimated)	(\$22,000)
Construction Engineering/Design Support and Inspection (Includes WEBB Purchase Order)	(\$70,000)
Construction Contract	(\$592,000)
Contingency (10%)	(\$60,000)
<b>Total</b>	<b>\$0</b>


**SUBMITTED**



Thomas Garcia, P.E.  
 City Engineer



Marcus L. Fuller, MPA, P.E., P.L.S  
 Assistant City Manager



David H. Ready, Esq., Ph.D.  
 City Manager

**Attachments:**

1. October 21, 2015, staff report
2. May 4, 2016, staff report
3. Approved SB 821 Funding Documentation from RCTC

# **ATTACHMENT 1**





## CITY COUNCIL STAFF REPORT

DATE: OCTOBER 21, 2015

NEW BUSINESS

SUBJECT: MEASURE J "COMMUNITY PROJECTS" RECOMMENDATIONS –  
APPROVAL OF THREE YEAR PLAN

FROM: David H. Ready, City Manager

---

### SUMMARY

At its September 17, 2015 meeting, the Measure J Commission recommended a list of Community Projects under the theme of "Pedestrian, Bicycle and Traffic Hot Spots" to be funded by the City Council over a three fiscal year period. This recommendation is the culmination of a lengthy Measure J Commission evaluation process, resulting from their solicitation of community projects.

### RECOMMENDATION:

1. Approve Measure J recommended three year "Community Projects" plan:
  - a) Fiscal Year 2015-16: Seventeen (17) projects estimated at \$1,028,000;
  - b) Fiscal Year 2016-17: Twenty (20) projects estimated at \$965,000;
  - c) Fiscal Year 2017-18: Nine (9) projects estimated at \$1,202,000;
2. Authorize the City Manager to execute all budget transfers and amendments necessary to effectuate the City Council actions, subject to annual budget appropriations.

### STAFF ANALYSIS:

In Fiscal Year 2014-15, the City Council approved the Measure J Commission's concept of a \$1,000,000 annual set-aside for Community Projects. As part of this process, the Commission voted to endorse the theme "Pedestrian, Bicycle and Traffic Hot Spots" for the initial round of applications.


Applications for these new projects were made available to the public and a total of 288 capital project suggestions were received from individuals, neighborhood organizations, and businesses. Additionally, for project ideas that met the theme, the Measure J Commission considered applications received during the previous round of funding in

Item No. **5.A.**

**FISCAL IMPACT:**

For the current Fiscal Year 2015-16, \$1,000,000 is appropriated in the Measure J Community Projects account. The Commission recommends transferring an additional \$28,000 from the Measure J Project Contingency Reserve to complete funding for projects this year.

City Council approval of this three-year plan will also earmark approximately \$2,167,000 over the next two fiscal years to complete eighteen (18) projects (estimated cost \$965,000) for Fiscal Year 2016-17, and nine (9) projects (estimated cost \$1,202,000) for Fiscal Year 2017-18. Actual project bid prices will likely differ depending upon the ultimate scope and timing of each project. Similarly, these "community projects," like other "multi-year" projects approved by City Council (e.g. bike lanes, Buzz transportation), will be designated as an earmark and require formal City Council appropriation in each individual fiscal year.

  
Geoffrey Kiehl,  
Director of Finance and Treasurer

  
David H. Ready, City Manager

Attachment:  
Hot Spots 2015-2018 project worksheet

2013. Due to the amount of applications, the Commission decided to recommend that the City Council approve a three-year plan utilizing the same theme.

It should be noted that several of the recommended projects still require additional review by Public Works; further, some projects may also require additional Engineering studies.

**Measure J Funding Recommendations to the City Council:**

**2015-2016 Recommendations:**

Project Title	Project Notes	Recommended for 2015-2016
Alvarado / E Alejo	Red curbs needed at intersection to improve visibility / safety	\$ 625
Amado / Alvarado	Stop Signs	2,500
Arenas / Baristo between Belardo & Tennis Club Hotel / Baristo	Sidewalks and lighting	33,750
Baristo between Farrell & Sunrise	Sidewalks and lighting	96,250
Baristo from Belardo to Spencers	Sidewalks and lighting	96,250
Camino Real / Twin Palms by ACE Hotel	Extend red painted curbs: improve intersection visibility / safety	625
Camino Real between S Riverside / Indian Trail	Cahuilla Elementary, curbs sidewalks - W side of Camino Real	273,500
E. Palm Canyon, N side, Deepwell to Marcos	Sidewalks: fill in this busy pedestrian corridor	89,100
Indian Cyn Between Mel & Vista Chino	Sidewalks - fill in gaps	96,250
Ryan Snyder Traffic Calming Study	Traffic Calming Study for various listed locations	60,000
Saturmino / Arenas	Signage caution or slow children	18,000
Sonora between Farrell / El Cielo	Signs/limiting vehicle weight on street	1,250
Sunny Dunes between Palm Cyn / Calle Amigo	Sidewalks & Bike Lanes consistency / traffic calming	256,250
Tachevah / Sunrise	Signage for dip as Tachevah enters and exits Sunrise intersection	625
Tahquitz / Caballeros	Red curbs at 4 corners of intersections for visibility	625
Tamarisk at Indian Canyon	Generous red curbs for increased visibility	625
Via Escuela / N Palm Canyon	Warrant analysis for potential signal	3,000
<b>Total</b>		<b>\$ 1,027,225</b>

**2016-2017 Recommendations:**

Project Title	Project Notes	Recommended for 2016-2017
Amado between Farrell / Sunrise	Sidewalks (north side)	\$ 213,750
Andreas Hills Drive	Replace Yield signs with Stop signs	2,500
E Palm Canyon / LaVerne/Sunrise	Right turn on red after stop	625
E. Palm Canyon / S Palm Canyon	Crosswalk - mid-block with beacons.	43,750
Eastgate / Rosa Parks	Traffic Calming and 4 Way stop sign	2,500
Farrell / Ramon	Mesquite CC trail crossing	75,000
Farrell / San Joaquin	Yellow signs with black arrows (flashing beacon)	12,500
La Verne / Lilliana	Crosswalk and stop sign	7,500
La Verne / S. Palm Canyon	4-way stop	2,500
La Verne / Twin Palms	Traffic Signal to facilitate pedestrian and / or bicycle crossing	200,000
Murray Canyon / S. Palm Canyon	3-Way Stop Sign	3,750
Murray Canyon / S. Palm Canyon	Sidewalk Kings to Toledo	173,750
Palo Fierro between Twin Palms / LaVerne	Traffic Calming	15,000
Racquet Club / Indian	Crosswalks	5,000
Racquet Club between Farrell / Cerritos	Sidewalks - fill in gaps	54,900
S Palm Canyon Drive	Bike lanes, sidewalks	26,200
Sonora / Sunrise	Crosswalk & Pedestrian Crossing Lt	68,750
Sonora / Palo Fierro	4-Way Stop	3,750
Tahquitz Cyn / Indian to Renaissance Hotel	Pedestrian lighting continuous along sidewalk	51,750
Via Escuela / Sunrise Way	Right Turn only	625
<b>Total</b>		<b>\$ 964,100</b>

**2017-2018 Recommendations:**

Project Title	Project Notes	Recommended for 2017-2018
Crossley / 34th	Marked Crosswalk	\$ 5,000
Crossley / Dinah Shore	Sidewalks	327,700
Paseo El Mirador between Sunrise / Caballeros	Sidewalks & bike lanes; traffic calming- business travel, no bike lanes	252,800
Racquet Club / Cerritos	Traffic Signal	375,000
Racquet Club N Palm Cyn west to Cardillo	Sidewalks	78,250
Racquet Club to Sunrise	Sidewalks	96,125
S Riverside Dr: Sunrise to S. Random Rd	Traffic calming	20,000
Sonora / Capri Circle	ADA Curb Cuts on sidewalks	8,000
Sonora / Farrell	Crosswalk - mid-block with beacons	41,250
<b>Total</b>		<b>\$ 1,202,125</b>

# **ATTACHMENT 2**



## City Council Staff Report

DATE: May 4, 2016 CONSENT CALENDAR

SUBJECT: AUTHORIZE A PURCHASE ORDER IN THE AMOUNT OF \$187,900 WITH ALBERT A. WEBB & ASSOCIATES FOR ENGINEERING DESIGN SERVICES FOR THE MEASURE J COMMUNITY HOT SPOTS PROJECTS, CITY PROJECT NO. 15-31

FROM: David H. Ready, City Manager

BY: Public Works & Engineering Department

---

### SUMMARY:

Approval of this item will authorize a purchase order in the amount of \$187,900 with Albert A. Webb & Associates for civil and traffic engineering design services associated with the Measure J Community Hot Spots Project, City Project No. 15-31.

### RECOMMENDATION:

1. Authorize a Purchase Order in the amount of \$187,900 with the City's "on-call" engineering firm, Albert A. Webb & Associates, pursuant to Agreement No. 6443, for civil and traffic engineering design services associated with the Measure J Community Hot Spots Project, City Project No. 15-31;
2. Authorize the City Manager to execute all necessary documents.

### BACKGROUND:

On November 6, 2013, the City Council approved Agreement No. 6443 with Albert A. Webb & Associates ("Webb") for on-call traffic engineering design services on an as needed basis.

At its September 17, 2015 meeting, the Measure J Commission recommended to City Council a list of Community Projects under the theme of "Pedestrian, Bicycle and Traffic Hot Spots" to be funded through the Measure J Capital Project Fund by the City Council over a three fiscal year period. The Measure J Commission's recommendation is the culmination of a lengthy evaluation process, resulting from their solicitation of community projects to all of the City's organized neighborhoods.

ITEM NO. 2.J.

On October 21, 2015, the City Council reviewed the Measure J Commission's three-year list of recommended "Community Projects" for fiscal years 2015/2016 thru 2017/2018, and approved funding for the first year of the listed projects. A list of these projects and approved City Council action are summarized in the October 21, 2015, staff report included as **Attachment 1**.

Although various projects were recommended and various funds were spread out through three fiscal years, Public Works & Engineering has consolidated these projects into three different categories: Community Enhancements, Community Traffic Studies/Projects, and Community Sidewalks. Although various projects were recommended and spread out into three fiscal years, staff is grouping projects into those that can be completed immediately, those projects that require a more extensive design, and those projects that will require traffic engineering analysis and studies in order to be justify the project (such as stop sign or traffic signal warrant studies).

The first category of projects, Community Enhancements, were assigned to the City's Street Maintenance division which included red curb painting, various traffic sign installation, and construction of isolated ADA curb ramps. These items have been completed.

The second category of projects, Community Traffic Studies/Projects, include requests for stop signs and traffic signals. In order for these projects to be constructed, warrant studies need to be performed to justify the installation of the stop signs or traffic signals.

The third category of projects, Community Sidewalks, will require more extensive work to develop plans, specifications, and estimates for construction bidding as a capital improvement project.

The City solicited proposals from its four on-call engineering firms to provide the City with various civil and traffic engineering services associated with the first year of Community Projects approved by the City Council. One firm (Harris & Associates) declined to submit a proposal, and a second firm (Albert Grover & Associates) submitted a proposal limited to the traffic engineering studies. A full summary of the engineering fees proposed by the on-call engineering firms is included in Table 1.

As shown in Table 1, Albert A. Webb and Associates has provided the City with the most cost effective and comprehensive proposal to design the Community Sidewalks and provide the traffic studies at approved locations that had requested Stop Signs or Traffic Signals for a total amount not to exceed \$155,900; a copy of Webb's proposal is included as **Attachment 2**.

City Council Staff Report  
 May 4, 2016 - Page 3  
 Approval of Purchase Order for Albert A. Webb & Associates (CP 15-31)

			Measure J Proj Est	Grover	Webb	MSA
A. Concrete Curbs, Sidewalks and				no proposal Part A		
No.	Street	Between				
1	Alejo Road	Calle Encilia and Calle El Segundo	20,000		6,600.00	8,575.00
2	Amado Road	Farrell Drive and Sunrise Way	213,760		9,100.00	17,265.00
3	Arenas Road	Belardo Road and Tennis Club Road	33,760		9,100.00	8,735.00
4	Baristo Road	Belardo Road and Tennis Club Road	96,250		9,100.00	14,790.00
5	Baristo Road	Farrell Drive and Sunrise Way	96,250		9,100.00	7,650.00
6	Camino Real	So. Riverside and Indian Trail	273,500		10,300.00	19,925.00
7	E. Palm Canyon	Driftwood Drive and Calle Rolph	89,100		7,200.00	5,635.00
8	Farrell Drive	Racquet Club and Vista Chino	50,000		9,100.00	7,755.00
9	Indian Canyon Drive	Mel and Vista Chino	96,250		9,100.00	13,525.00
10	Indian Canyon Drive	Racquet Club and Via Olivera	168,935		6,900.00	10,215.00
11	Indian Canyon Drive	San Rafael Drive and Simms Road	157,045		6,900.00	10,865.00
12	Murray Canyon Dr.	Kings Road and Toledo Ave.	173,750		9,100.00	9,485.00
13	Racquet Club Road	Sunrise and Cerritos Drive	32,000		8,000.00	8,255.00
14	Racquet Club Road	Cerritos Drive and Farrell Drive	32,000		8,000.00	6,135.00
15	Racquet Club Road	Cardillo and North Palm Canyon	78,250		6,900.00	12,655.00
16	Sunny Dunes Road	S. Palm Canyon and Calle Arnigo	256,250		10,700.00	26,775.00
		reimbursibles				1,000.00
		Subtotal	\$ 1,867,100	0	\$ 135,200	\$ 189,240
		est %			7.24%	10.14%
B. Traffic Studies - Warrant Analysis			Measure J Proj Est	Grover	Webb	MSA
No.	Street	Cross Street				
17	Amado Road	Calle Alvarado	2,500	3,200.00	2,200.00	1,450.00
18	Eastgate Road	Rosa Parks Drive	4,000	3,200.00	2,200.00	1,450.00
19	Racquet Club Road	Cerritos	375,500	5,200.00	2,500.00	2,260.00
20	La Verne Way	So. Palm Canyon/ Lilliana Drive	7,500	3,200.00	2,200.00	1,450.00
21	La Verne Way	Twin Palms Dr.	20,000	5,200.00	2,500.00	2,260.00
22	Murray Canyon Drive	So. Palm Canyon	3,750	2,500.00	2,200.00	1,450.00
23	Sonora Road	Calle Palo Pierro	3,750	3,200.00	2,200.00	1,450.00
24	Twin Palms Dr.	Via Aguila	20,000	2,500.00	2,200.00	1,450.00
25	Via Escuela	North Palm Canyon	3,000	5,200.00	2,500.00	2,250.00
		traffic counts				4,895.00
		memo				4,860.00
		Subtotal		33,400.00	20,700.00	25,225.00
		Totals		33,400.00	155,900.00	214,465.00

Table 1

The City also received grant funding from the Riverside County Transportation Commission ("RCTC") through the SB821 grant program for construction of new



sidewalks on the east side of Indian Canyon Drive south of San Rafael Drive, and on the east side of Indian Canyon Drive south of Racquet Club Road. During the application process, the City identified the use of Measure J funds as the local match for the grant in order to be more competitive. These projects were not included as part of the Community Projects, but have been previously earmarked using Measure J funds to match the grant. The City was successful in receiving these grants as per the award letter from RCTC included as **Attachment 3**. Staff is recommending that the Measure J Funds be used to cover the \$13,800 cost of the design services associated with these new sidewalks, with the construction funding provided through the SB821 grant funds.

#### *Street Lighting on Baristo and Arenas*

As part of the first year of approved Community Projects are new sidewalks and lighting proposed in the Historic Tennis Club Neighborhood along Arenas Road and Baristo Road, on Baristo Road between Farrell Drive and Sunrise Way. Staff has obtained an additional proposal from Webb for development of electrical and lighting plans for the streets in the amount of \$13,000 as per an e-mail included as **Attachment 4**.

#### *Application of Alternative Transportation Program (ATP) Federal Grant*

Caltrans currently has a call for projects for cities to apply for federal funding through the Alternative Transportation Program. The various Community Sidewalk projects identified in the Measure J Community Projects qualify as eligible projects through the ATP Federal Grant. Staff recommends that the City prepare an ATP grant application to submit to Caltrans to request federal funding for these community sidewalks, which if awarded would offset the Measure J Capital Project Funds currently appropriated for construction of the sidewalks. Staff recommended, and the Measure J Commission agreed at its meeting of April 21, 2016, to utilize the Community Projects Measure J funding towards the cost to prepare and submit the ATP grant application. Staff solicited a proposal in the amount of \$19,000 from Webb to compile the required information and prepare the ATP grant application. Webb's proposal is included with the email included as **Attachment 4**. As a matter of reference, in 2015 Webb prepare studies and a federal grant application for the Highway Safety Improvement Program (HSIP), which was successful and awarded the City \$3,325,000 in federal funding to perform improvements at various intersections throughout the City.

#### ENVIRONMENTAL IMPACT:

Section 21084 of the California Public Resources Code requires Guidelines for Implementation of the California Environmental Quality Act ("CEQA"). The Guidelines are required to include a list of classes of projects which have been determined not to have a significant effect on the environment and which are exempt from the provisions of CEQA. In response to that mandate, the Secretary for Resources identified classes of projects that do not have a significant effect on the environment, and are declared to be categorically exempt from the requirement for the preparation of environmental

documents. In accordance with Section 15301 "Existing Facilities," Class 1 projects consist of the operation, repair, maintenance, permitting, leasing, licensing, or minor alteration of existing highways and streets, sidewalks, gutters, bicycle and pedestrian trails, and similar facilities; therefore, the Measure J Community Hot Spots Project, City Project No. 15-31, is considered categorically exempt from CEQA, and a Notice of Exemption will be prepared and filed with the Riverside County Clerk.

FISCAL IMPACT:

Sufficient funds are budgeted and available in the Measure J Capital Project Fund to facilitate approval of a Purchase Order in the amount of \$187,900 to Webb for the Measure J Community Hot Spots Project, City Project No. 15-31. Staff recommends that the City Council authorize funding for the Purchase Order from the following Measure J Accounts:

260-4494-58700; \$3,125  
260-4494-58701; \$82,750  
260-4494-58702; \$102,025


SUBMITTED

Prepared by:



Marcus L. Fuller, MPA, P.E., P.L.S.  
Assistant City Manager/City Engineer

Approved by:



David H. Ready, Esq., Ph.D.  
City Manager

Attachment(s):

1. October 21, 2015, staff report
2. Albert A. Webb Proposal
3. SB821 Award Letter
4. Albert A. Webb Additional E-Mail Proposal

# **ATTACHMENT 3**



Riverside County Transportation Commission

**RECEIVED**

June 25, 2015

JUL 2 2015

Mr. Savat Khamphou  
Assistant Director of Public Works  
City of Palm Springs  
3200 E. Tahquitz Canyon Way  
Palm Springs, CA 92262

**CITY OF PALM SPRINGS  
ENGINEERING DIVISION**

Subject: FY 2015/16 SB 821 Bicycle and Pedestrian Facilities Program

Dear Mr. Khamphou:

I am pleased to inform you that on June 10 the Riverside County Transportation Commission (Commission) approved the FY 2015/16 SB 821 Bicycle and Pedestrian Facilities program as recommended on the enclosed schedule, including your proposed project(s). Also enclosed is a copy of the FY 2015/16 SB 821 claim form for use when you are ready to submit your claim for the approved funds.

Please note that the Commission's policies for the allocation of SB 821 funds are as follows:

- 1) The agency will be reimbursed in arrears only upon proof of satisfactory project completion;
- 2) Each recipient shall submit sufficient documentation to substantiate the request for reimbursement;
- 3) The Commission will reimburse the recipient within 45 days of receipt of claim materials that are judged sufficient and proper in the Commission's sole and absolute discretion;
- 4) Funding recipients must retain all records necessary for the compliance and fiscal audit that will be conducted at the end of each fiscal year; and
- 5) If funds for a project are not claimed prior to the end of the second fiscal year, June 30, 2017, the project will be deleted from the program and the funds will be reprogrammed in the next fiscal year's SB 821 program.

Please call me at (951) 787-7141 if you have any questions.

Sincerely,

  
Jilian Guizado  
Staff Analyst

Enclosures: FY 2015/16 Recommended Funding  
FY 2015/16 SB 821 Claim Form

**RIVERSIDE COUNTY TRANSPORTATION COMMISSION  
SB 821 BICYCLE AND PEDESTRIAN FACILITIES PROGRAM  
FY 2015/16 RECOMMENDED FUNDING**

Agency	Project Description	Total Project Cost	SB 821 Funds Requested	Recommended Allocation	Cumulative Funds Allocated	Bike Project	Ped Project	Coachella Valley Project	Disadvantaged Community
Beaumont	8th Street Bike Lane and Sidewalk Improvement	\$ 320,000	\$ 204,000	\$ 204,000	\$ 204,000	x	x		x
Desert Hot Springs	Cabot Yerxa School Sidewalk	\$ 145,000	\$ 145,000	\$ 145,000	\$ 349,000		x	x	x
Eastvale	Pedestrian Safety Improvements	\$ 277,000	\$ 138,500	\$ 138,500	\$ 487,500		x		
Hemet	Pedestrian Pathway Connectivity Project	\$ 125,000	\$ 62,500	\$ 62,500	\$ 550,000		x		x
Indian Wells	Washington Street Sidewalk	\$ 40,000	\$ 20,000	\$ 20,000	\$ 570,000		x	x	
Indio	Highway 111 Pedestrian Improvements: Madison to Rubidoux	\$ 434,800	\$ 217,400	\$ 217,400	\$ 787,400		x	x	x
Jurupa Valley	Citywide Bicycle and Pedestrian Master Plan	\$ 107,100	\$ 53,550	\$ 53,550	\$ 840,950	x	x		x
Lake Elsinore	Elsinore Middle School Area Missing Link Sidewalk	\$ 595,000	\$ 297,500	\$ 297,500	\$ 1,138,450		x		x
Lake Elsinore	Rosetta Canyon Bicycle Lanes	\$ 100,000	\$ 50,000	\$ 50,000	\$ 1,188,450	x			x
Moreno Valley	Citywide Pedestrian and Bicycle Facility Enhancements	\$ 525,000	\$ 315,000	\$ 315,000	\$ 1,503,450	x	x		x
Palm Springs	Indian Canyon Drive Sidewalk: South of San Rafael Drive	\$ 152,045	\$ 66,235	\$ 66,235	\$ 1,569,685		x	x	
Palm Springs	Indian Canyon Drive Sidewalk: South of Racquet Club Road	\$ 168,935	\$ 65,715	\$ 65,715	\$ 1,635,400		x	x	
Perris	Perris Boulevard Pedestrian Improvements	\$ 100,000	\$ 50,000	\$ 50,000	\$ 1,685,400		x		x
Riverside	Campbell and Babb Avenue Sidewalks	\$ 428,220	\$ 214,110	\$ 214,110	\$ 1,899,510		x		x
Riverside	Pedestrian and Bicycle Crossing Improvements	\$ 156,125	\$ 121,505	\$ 121,505	\$ 2,021,015	x	x		x
Riverside County	Alessandro Boulevard Bike Lane Project	\$ 217,000	\$ 108,500	\$ 108,500	\$ 2,129,515	x			x
Riverside County	Grand Avenue Sidewalk Safety Improvement: n/o Lakeland Village School	\$ 270,000	\$ 135,000	\$ 135,000	\$ 2,264,515		x		x
Riverside County	Polk Street Sidewalk Improvement	\$ 280,000	\$ 140,000	\$ 140,000	\$ 2,404,515		x	x	x
Riverside County	Ramon Road Sidewalk Safety Improvement	\$ 163,000	\$ 81,500	\$ 81,500	\$ 2,486,015		x	x	x
San Jacinto	Lyon Avenue Pedestrian Path	\$ 80,000	\$ 40,000	\$ 40,000	\$ 2,526,015		x		x
Wildomar	Grand Avenue Bike Lane: Phase I	\$ 949,500	\$ 109,000	\$ 109,000	\$ 2,635,015	x			
Wildomar	Grand Avenue Bike Lane: Phase II	\$ 1,019,100	\$ 117,000	\$ 117,000	\$ 2,752,015	x			
<b>Totals</b>		<b>\$ 6,652,825</b>	<b>\$ 2,752,015</b>		<b>\$ 2,752,015</b>	<b>8 of 22</b>	<b>18 of 22</b>	<b>7 of 22 (32%)</b>	<b>16 of 22 (73%)</b>

**RIVERSIDE COUNTY TRANSPORTATION COMMISSION  
SB 821 BICYCLE AND PEDESTRIAN FACILITIES PROGRAM  
FY 2017/18 PROJECT RANKING/FUNDING RECOMMENDATIONS**

ATTACHMENT 1

Rank	Agency	Project Description	Total Project Cost	SB 821 Funds Requested	Recommended Allocation	Cumulative Funds Allocated	Average Score
<b>Recommended Projects for Funding</b>							
1	Palm Desert	Class II Bike and Golf Cart Lane Improvements - Citywide	\$ 170,000	\$ 85,000	\$ 85,000	\$ 85,000	43.67
2	Desert Hot Springs	Desert View Sidewalk Project	\$ 493,000	\$ 293,000	\$ 293,000	\$ 378,000	42.00
3	Eastvale	65th Bicycle Safety Enhancement*	\$ 247,400	\$ 123,700	\$ 123,700	\$ 501,700	42.00
4	La Quinta	La Quinta High School ADA Improvements	\$ 219,000	\$ 109,500	\$ 109,500	\$ 611,200	41.33
5	Riverside County	Mayberry Ave Sidewalk Improvements (Stanford St. - Meridian St.)	\$ 488,000	\$ 244,000	\$ 244,000	\$ 855,200	41.33
6	Moreno Valley	Gentian Ave. and Eucalyptus Ave. Class II Bike Lanes	\$ 70,000	\$ 49,000	\$ 49,000	\$ 904,200	40.67
7	Riverside County	Clark Street Sidewalk Project*	\$ 1,111,000	\$ 555,500	\$ 555,500	\$ 1,459,700	40.67
8	Wildomar	Grand Avenue Bike Lane-Phase I	\$ 1,800,000	\$ 270,000	\$ 270,000	\$ 1,729,700	40.00
9	Wildomar	Grand Avenue Bike Lane-Phase II	\$ 1,426,000	\$ 214,000	\$ 214,000	\$ 1,943,700	39.00
10	Rancho Mirage	ADA Pedestrian Access Ramp Upgrades on Highway 111	\$ 469,850	\$ 234,925	\$ 234,925	\$ 2,178,625	38.33
11	Lake Elsinore	Bicycle Lanes to Downtown	\$ 100,200	\$ 50,100	\$ 50,100	\$ 2,228,725	37.67
12	Lake Elsinore	Machado Street Missing Link Bike Lanes	\$ 151,800	\$ 75,900	\$ 75,900	\$ 2,304,625	37.67
13	Riverside County	Serfas Club Drive Sidewalk Improvements	\$ 615,000	\$ 307,500	\$ 307,500	\$ 2,612,125	37.67
14	Palm Springs	Racquet Club Road & Farrell Drive Missing Links Sidewalks*	\$ 555,000	\$ 277,500	\$ 277,500	\$ 2,889,625	37.00
15	Hemet	Sidewalk and ADA Ramps (Alessandro Street)	\$ 150,000	\$ 75,000	\$ 75,000	\$ 2,964,625	36.33
16	Lake Elsinore	Chaney Street Missing Link Sidewalk	\$ 275,660	\$ 137,830	\$ 137,830	\$ 3,102,455	36.33
17	Lake Elsinore	Sumner, Mohr and Davis St. Missing Link Sidewalk	\$ 195,905	\$ 97,953	\$ 97,953	\$ 3,200,408	36.33
18	Lake Elsinore	W. Lakeshore Drive Missing Link Sidewalk	\$ 263,868	\$ 131,934	\$ 131,934	\$ 3,332,342	36.33
19	Riverside	Carmine Street Sidewalk Improvements (College Ave. - Sierra Vista Ave.)*	\$ 337,000	\$ 168,500	\$ 168,500	\$ 3,500,842	36.33
20	Indio	Avenue 42 Sidewalk Gap Closure	\$ 177,495	\$ 88,748	\$ 88,748	\$ 3,589,589	36.00
21	Lake Elsinore	Mission Trail Missing Link Bike Lanes	\$ 19,550	\$ 9,775	\$ 9,775	\$ 3,599,364	35.67
<b>Unfunded Projects</b>							
22	Lake Elsinore	Palomar Multi-Use Trail	\$ 491,046	\$ 245,523			34.67
23	La Quinta	Jefferson Street Sidewalk Gap Closure	\$ 180,000	\$ 90,000			34.67
24	Temecula	Citywide Buffered Bike-Lane Striping	\$ 189,000	\$ 132,300			34.00
25	Moreno Valley	Heacock St Sidewalk and Bicycle Lane Improvements	\$ 650,000	\$ 582,000			33.67
26	Riverside County	Mayberry Ave Sidewalk Improvements (Peartree-Casino)	\$ 495,000	\$ 371,250			33.67
27	Moreno Valley	Juan Bautista De Anza Trail Segment (Cottonwood-Bay)	\$ 650,000	\$ 585,000			32.67
28	San Jacinto	Cottonwood Ave Pedestrian Improvements	\$ 200,000	\$ 80,000			32.67
29	Banning	Bicycle and Pedestrian Improvements	\$ 188,278	\$ 75,311			32.00
30	Riverside County	Mecca Curb Ramp Accessibility	\$ 363,800	\$ 272,850			31.67
31	Perris	Mountain Ave Pedestrian and Bicycle Improvements	\$ 150,000	\$ 75,000			29.67
32	Palm Springs	Cerritos Road Missing Links Sidewalks	\$ 190,800	\$ 133,560			29.33
33	San Jacinto	Lyon Avenue Sidewalk Installment	\$ 100,000	\$ 50,000			28.67
34	Coachella	Bicycle and Pedestrian Improvements	\$ 257,641	\$ 128,821			25.67
Totals			\$ 13,441,293	\$ 6,420,979	\$ 3,599,364		

\*Projects submitted yet not awarded through ATP Cycle 3. Potential awards through new opportunities: SB 1 ATP and GGRF

<b>RIVERSIDE COUNTY TRANSPORTATION COMMISSION</b>	
<b>DATE:</b>	June 26, 2017
<b>TO:</b>	Budget and Implementation Committee
<b>FROM:</b>	Martha Masters, Management Analyst Grace Alvarez, Planning and Programming Manager
<b>THROUGH:</b>	Shirley Medina, Planning and Programming Director
<b>SUBJECT:</b>	Fiscal Year 2017/18 SB 821 Bicycle and Pedestrian Facilities Program Funding Recommendations

**STAFF RECOMMENDATION:**

This item is for the Committee to:

- 1) Approve the Fiscal Year 2017/18 SB 821 Bicycle and Pedestrian Facilities program funding recommendations in the amount of \$3,599,364;
- 2) Direct staff to prepare memorandums of understanding (MOUs) with the project sponsors to outline the project schedule and local funding commitments;
- 3) Authorize the Chair or Executive Director, pursuant to legal counsel review, to execute the agreements on behalf of the Commission; and
- 4) Forward to the Commission for final action.

**BACKGROUND INFORMATION:**

Each year, two percent of the Local Transportation Fund (LTF) revenue is set aside for bicycle and pedestrian projects through the Commission's SB 821 Program. At its March 2014 meeting, the Commission approved the Technical Advisory Committee's subcommittee recommendation to extend the SB 821 Call for Projects from an annual basis to a biennial basis mainly to accumulate more funding per call for projects. It also set the call for projects release date for the first Monday of every other February, and the close date for the last Thursday of every other April, beginning February 2015.

Consistent with Commission policy, earlier this year staff released the call for projects on February 6. The cities and the county were notified an estimated \$3,467,784 would be available for programming in FY 2017/18 through the SB 821 Bicycle and Pedestrian Facilities program. Staff held a SB 821 Technical Workshop on February 16, 2017. Proposals were due April 27. The Commission received 34 project proposals, totaling \$6,420,979 in SB 821 funding requests.

The FY 2017/18 SB 821 Evaluation Committee comprised of six members representing staff from Caltrans District 8, Coachella Valley Association of Governments, the city of Indian Wells,

Riverside Transit Agency, San Bernardino County Transportation Authority, and the Western Riverside Council of Governments. During the month of May, the evaluation committee met and reviewed 34 project applications, based upon the Commission’s adopted evaluation criteria.

**Evaluation Criteria**

Factor	Maximum Points
Destinations Served	15
Safety	10
Project Enhancement	5
Multimodal Access	5
Matching Funds	10
Population Equity	5
Total Points	50

**Summary of Requests**

Projects Submitted	Coachella Valley	Western Riverside
34 total	9	25

**Summary of Recommended Allocations**

	Coachella Valley	Western Riverside
Recommended Projects	6	15
Total SB 821 Recommended Allocation	\$1,088,672	\$2,510,692
Recommended Allocation %	30%	70%

Twenty-one projects totaling \$3,599,364 are recommended for funding as indicated in Attachment 1. The difference between the estimated funding available and the amount recommended for funding this year is due to the availability of an additional \$131,580 achieved through cost savings on previously claimed projects. Moving forward, additional project cost savings and returned allocations will be available for the FY 2019/20 call for projects. Staff concurs with the evaluation committee’s recommendation.

Per the Commission’s SB 821 adopted policies, jurisdictions receiving an allocation have 24 months to complete approved projects and submit claim forms for reimbursement upon project completion. MOUs will be required to outline the project schedules, funding plan, and local agency match commitment. Staff will monitor the progress of the projects to ensure timely implementation of delivery and expenditures as the intent of the SB 821 program is to deliver and expend FY 2017/18 and FY 2018/19 funds within the timeframe of this cycle.



**Future Opportunities**

There are two new funding opportunities for active transportation projects that could fund projects being recommended for SB 821 funds. Projects that applied for the California Transportation Commission’s Active Transportation Program (ATP) Cycle 3 have the opportunity to apply for ATP funds made available from the passage of SB 1 and Greenhouse Gas Reduction Funding (GGRF) program made available from cap-and-trade funding.

Projects approved for GGRF funds will be announced in August 2017, and projects approved under the ATP Cycle 3 addendum are estimated to be approved at the end of September 2017 for Statewide Competitive funds and December 2017 for the Metropolitan Planning Organization funds.

Staff will report back the results of these two new funding opportunities that could allow additional projects to be funded from this SB 821 Call for Projects. Therefore, staff is recommending to approve the projects identified in Attachment 1 (Projects 1 - 21), and, should funding be freed up from projects that are approved for ATP or GGRF funding, staff will recommend funding to the next highest scored projects.

Financial Information					
In Fiscal Year Budget:	Yes N/A	Year:	FY 2017/18 FY 2018/19	Amount:	\$1,799,682 \$1,799,682
Source of Funds:	Local Transportation Fund SB 821 allocations			Budget Adjustment:	No N/A
GL/Project Accounting No.:	601 62 86106				
Fiscal Procedures Approved:	<i>Theresa Trevino</i>			Date:	06/19/2017

**Attachments:**

- 1) FY 2017/18 SB 821 Funding Recommendations
- 2) SB 821 Evaluation Criteria