

DISTRICT FOUR - WEEKLY COVID-19 REPORT

TOTAL CASES

8,947

Incarcerated = 1,034

NEW WEEKLY CASES

839

Incarcerated = 11

TOTAL DEATHS

164

Incarcerated = 1

NEW WEEKLY DEATHS

15

Incarcerated = 0

DOUBLING TIME

22.6

(7-day average)

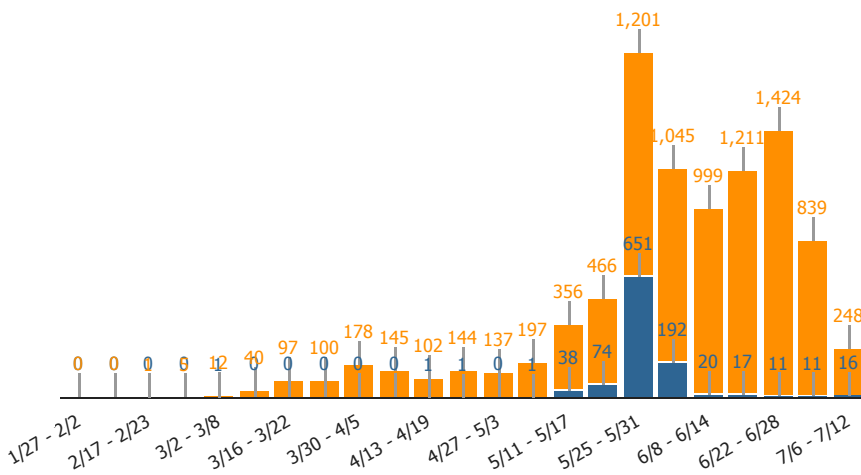
*Does not include incarcerated

*Includes 7-day lag

*Includes 7-day lag

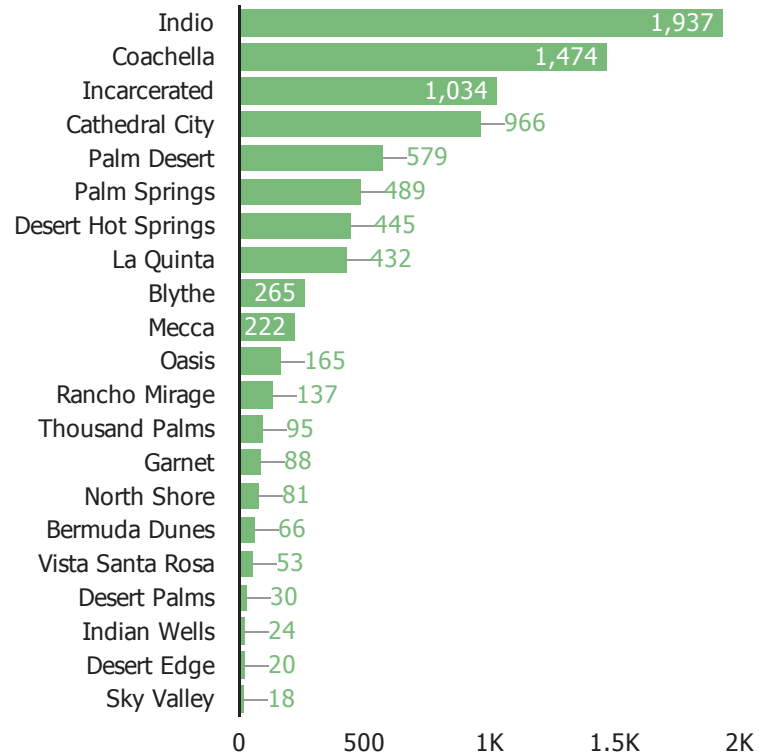
COVID-19 Cases by Week

■ Total Incarcerated Cases ■ Total Cases



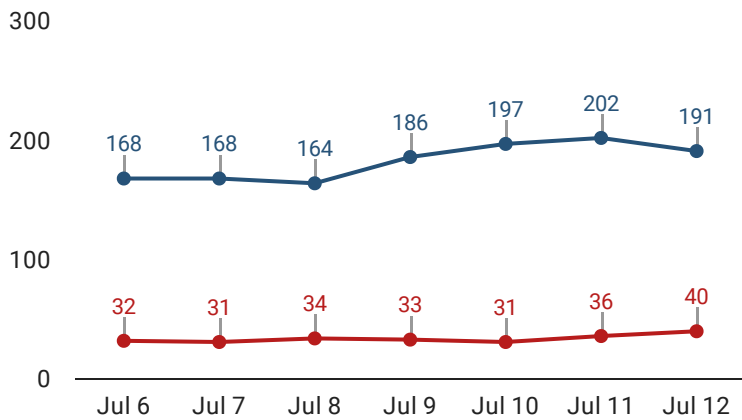
Most recent week's data is preliminary and subject to change

Total Cases by City/Community

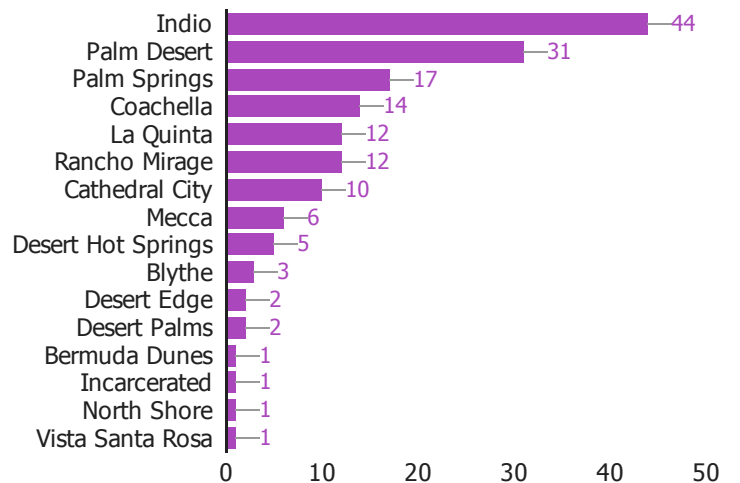


COVID-19 Daily ICU/Hospitalizations

● Confirmed ICU ● Confirmed Hospitalizations



Total Deaths by City/Community



COVID-19 Testing

| Total Tested | New Tests (Weekly) | Positivity Rate (Overall) | Positivity Rate (Weekly) | Testing per Capita |
|--------------|--------------------|---------------------------|--------------------------|--------------------|
| 66,378 | 5,077 | 10.3% | 17.0% | 14.5% |

*Does not include incarcerated populations

*New Weekly Tests/Weekly Positivity Rates are based on previous week as tests may take 3-5 days to result

*Totals do not include cases with missing geographic locations

*Cities/Communities with populations less than 2,000 are not included

*Weekly Case/Death counts reflect previous week's data as current week's case/death counts are preliminary and subject to change.