

DISTRICT FOUR - WEEKLY COVID-19 REPORT

TOTAL CASES

12,136

Incarcerated = 1,062

NEW WEEKLY CASES

445

Incarcerated = 5

TOTAL DEATHS

241

Incarcerated = 1

NEW WEEKLY DEATHS

20

Incarcerated = 0

DOUBLING TIME

34.4

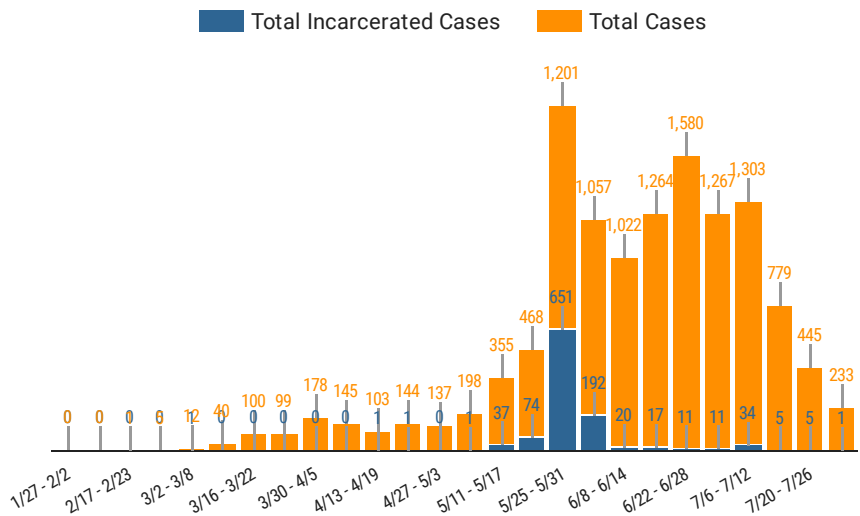
(7-day average)

*Does not include incarcerated

***Includes 7-day lag**

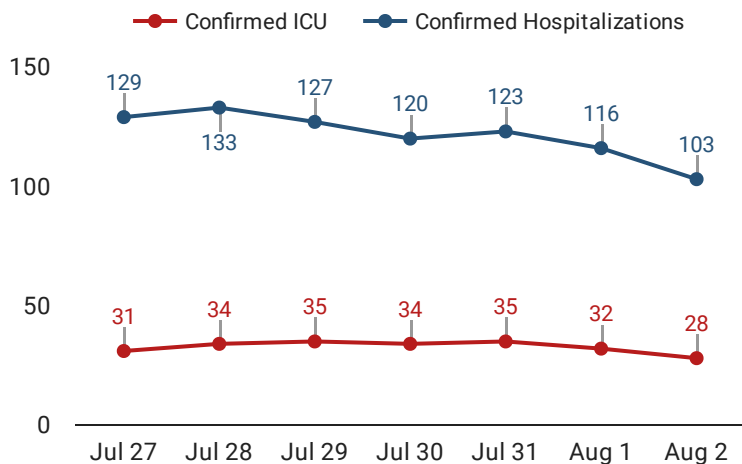
***Includes 7-day lag**

COVID-19 Cases by Week



Most recent week's data is preliminary and subject to change

COVID-19 Daily ICU/Hospitalizations



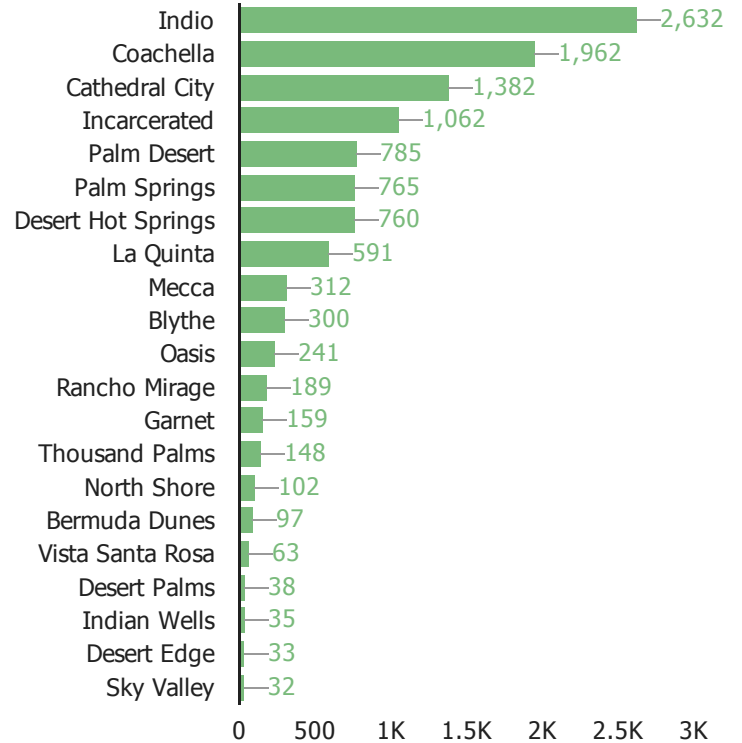
COVID-19 Testing

Total Tested	New Tests (Weekly)	Positivity Rate (Overall)	Positivity Rate (Weekly)	Testing per Capita
79,461	2,596	11.6%	17.9%	17.4%

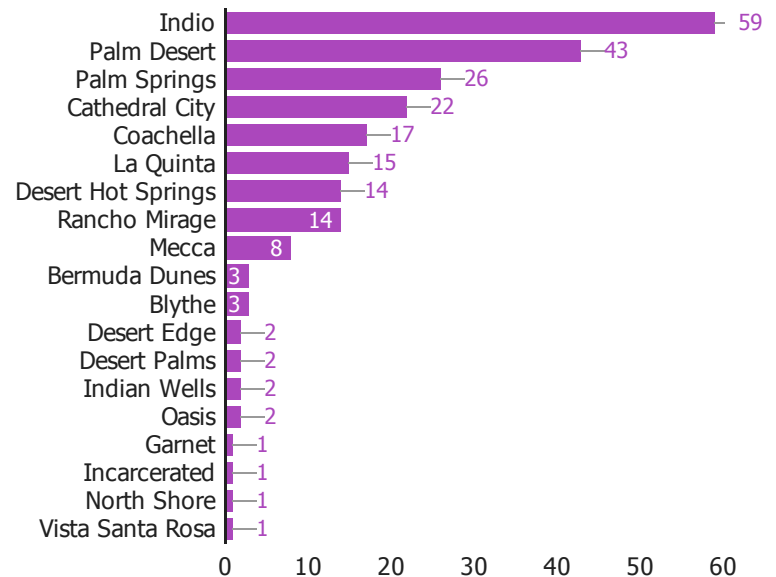
*Does not include incarcerated populations

*New Weekly Tests/Weekly Positivity Rates are based on previous week as tests may take 3-5 days to result

Total Cases by City/Community



Total Deaths by City/Community



*Totals do not include cases with missing geographic locations

*Cities/Communities with populations less than 2,000 are not included

*Weekly Case/Death counts reflect previous week's data as current week's case/death counts are preliminary and subject to change.