

# DISTRICT FOUR - WEEKLY COVID-19 REPORT

**TOTAL CASES**

**18,240**

Incarcerated = 1,492

**NEW WEEKLY CASES**

**345**

Incarcerated = 3

**TOTAL DEATHS**

**382**

Incarcerated = 1

**NEW WEEKLY DEATHS**

**5**

Incarcerated = 0

**DOUBLING TIME**

**58.0**

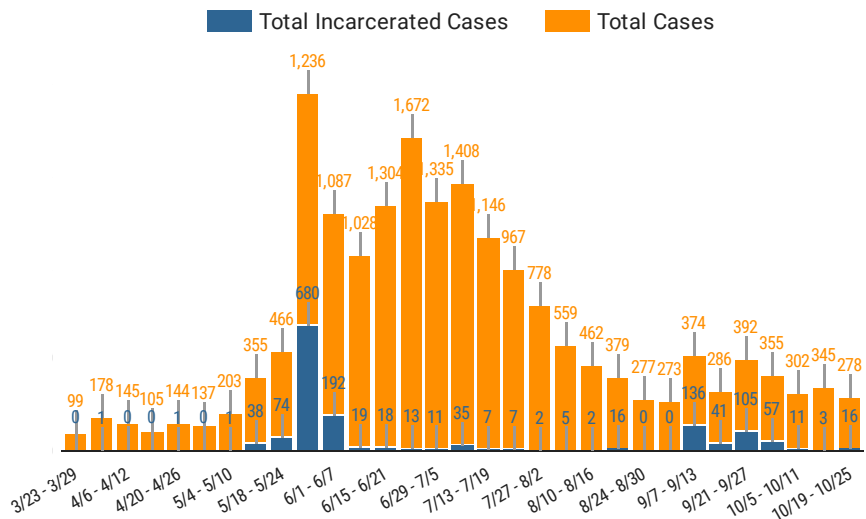
(7-day average)

\*Does not include incarcerated

**\*Includes 7-day lag**

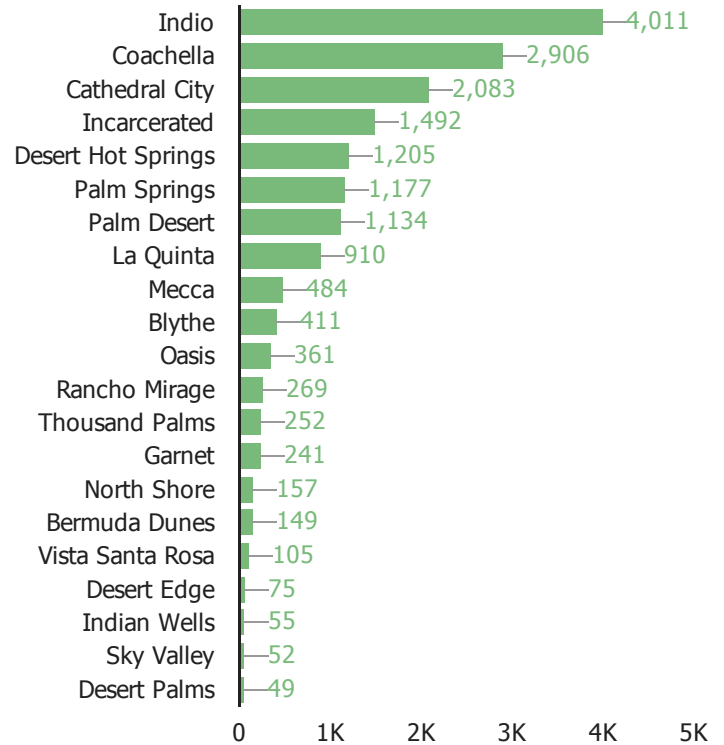
**\*Includes 7-day lag**

## COVID-19 Cases by Week

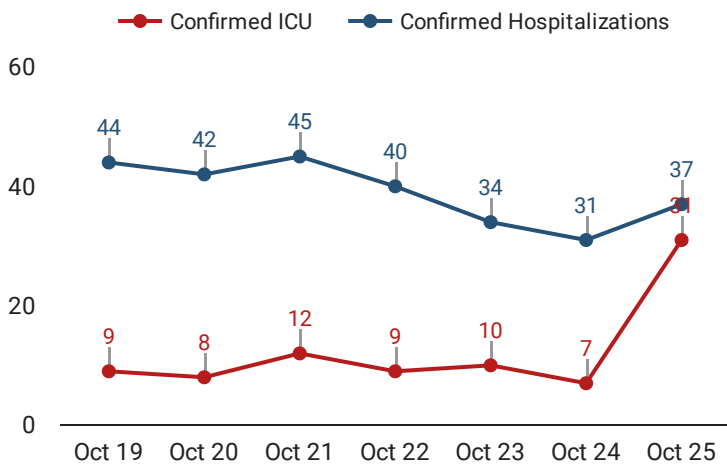


**\*Most recent week's data is preliminary and subject to change\***

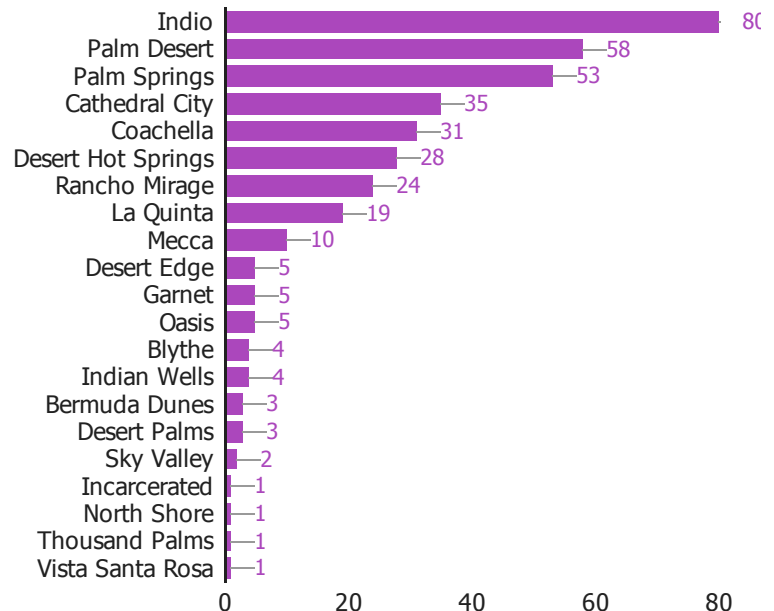
## Total Cases by City/Community



## COVID-19 Daily ICU/Hospitalizations



## Total Deaths by City/Community



## COVID-19 Testing

Total Tests	Positivity Rate (Overall)	Total Tests per Capita	New Tests (Weekly)	Positivity Rate (Weekly)
190,645	9.8%	416.3	8,170	5.2%

(tests/1,000 people)

\*Does not include incarcerated populations. Testing totals and calculations include repeat testers.  
\*New Weekly Tests/Weekly Positivity Rates are based on previous week as tests may take 3-5 days to result

\*Totals do not include cases with missing geographic locations  
\*Cities/Communities with populations less than 2,000 are not included  
\*Weekly Case/Death counts reflect previous week's data as current week's case/death counts are preliminary and subject to change.