

DISTRICT FOUR - WEEKLY COVID-19 REPORT

TOTAL CASES

20,190

Incarcerated = 1,811

NEW WEEKLY CASES

823

Incarcerated = 154

TOTAL DEATHS

409

Incarcerated = 2

NEW WEEKLY DEATHS

2

Incarcerated = 0

DOUBLING TIME

58.0

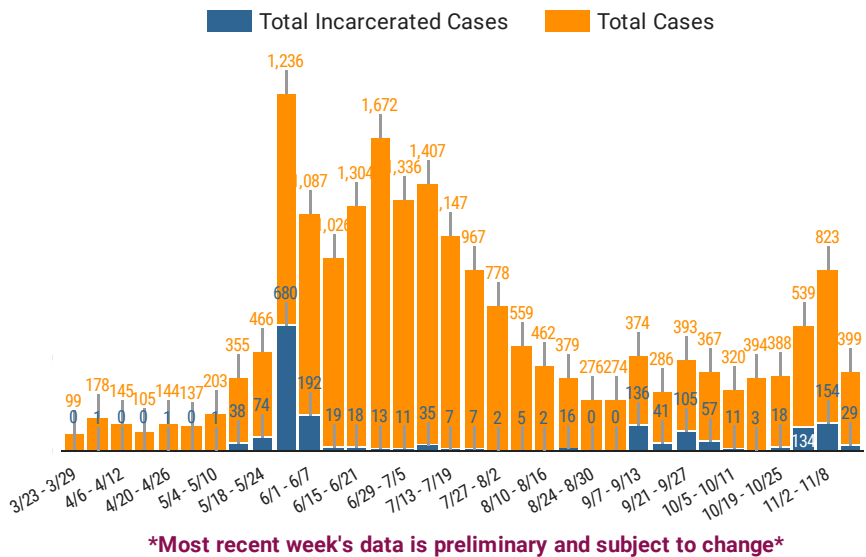
(7-day average)

*Does not include incarcerated

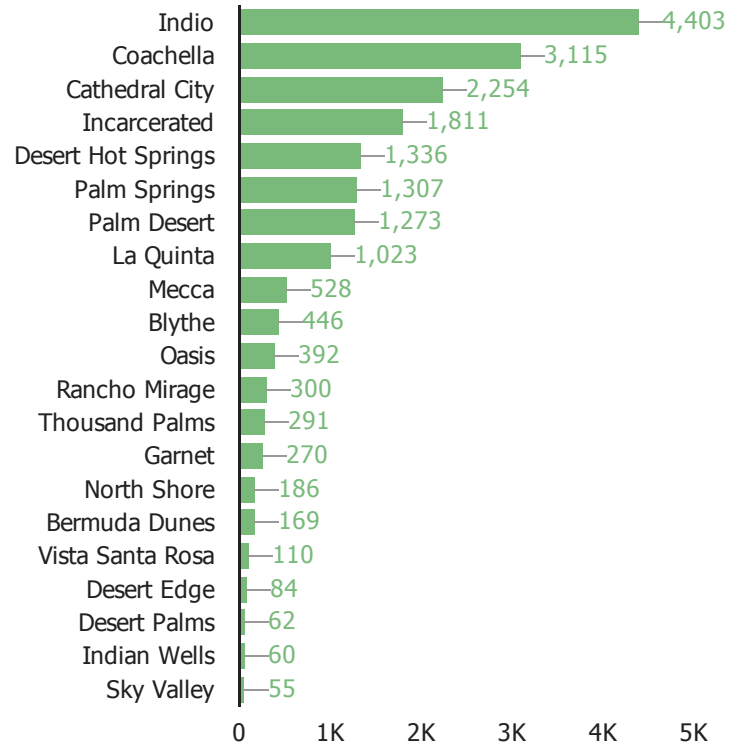
***Includes 7-day lag**

***Includes 7-day lag**

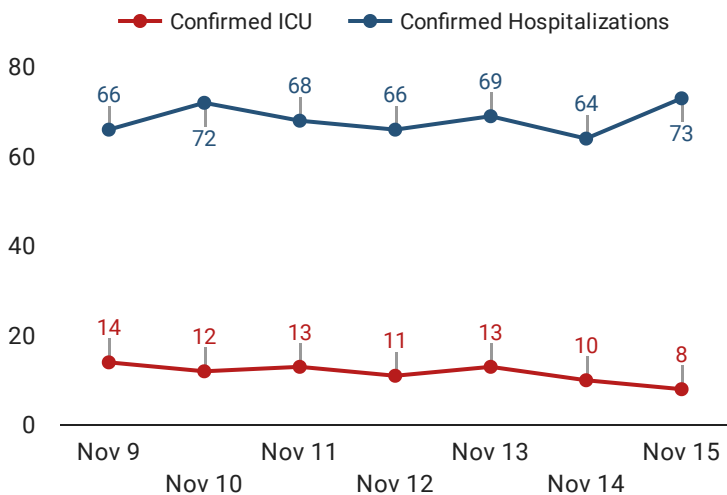
COVID-19 Cases by Week



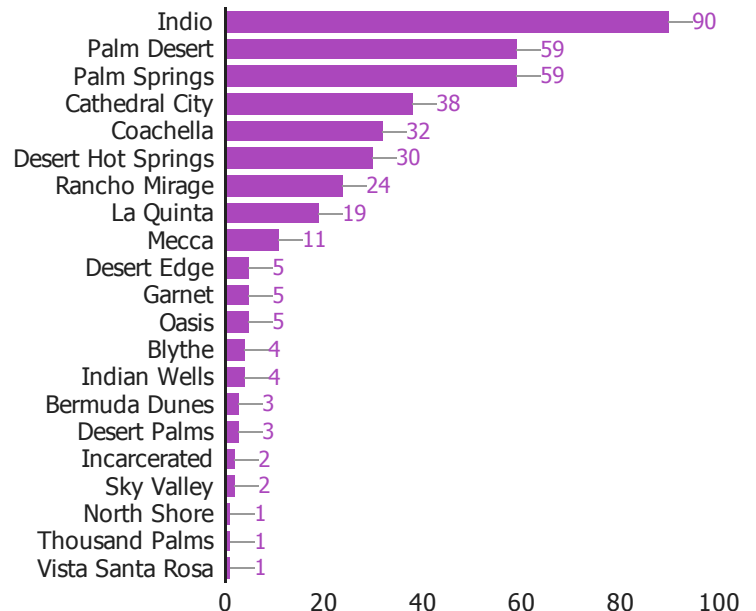
Total Cases by City/Community



COVID-19 Daily ICU/Hospitalizations



Total Deaths by City/Community



COVID-19 Testing

Total Tests	Positivity Rate (Overall)	Total Tests per Capita	New Tests (Weekly)	Positivity Rate (Weekly)
216,996	9.4%	473.8	9,428	7.9%
<small>(tests/1,000 people)</small>				

*Does not include incarcerated populations. Testing totals and calculations include repeat testers.
*New Weekly Tests/Weekly Positivity Rates are based on previous week as tests may take 3-5 days to result

*Totals do not include cases with missing geographic locations
*Cities/Communities with populations less than 2,000 are not included
*Weekly Case/Death counts reflect previous week's data as current week's case/death counts are preliminary and subject to change.