

# DISTRICT FOUR - WEEKLY COVID-19 REPORT

**TOTAL CASES**

**41,984**

Incarcerated = 2,615

**NEW WEEKLY CASES**

**3,678**

Incarcerated = 165

**TOTAL DEATHS**

**594**

Incarcerated = 4

**NEW WEEKLY DEATHS**

**18**

Incarcerated = 0

**DOUBLING TIME**

**53.7**

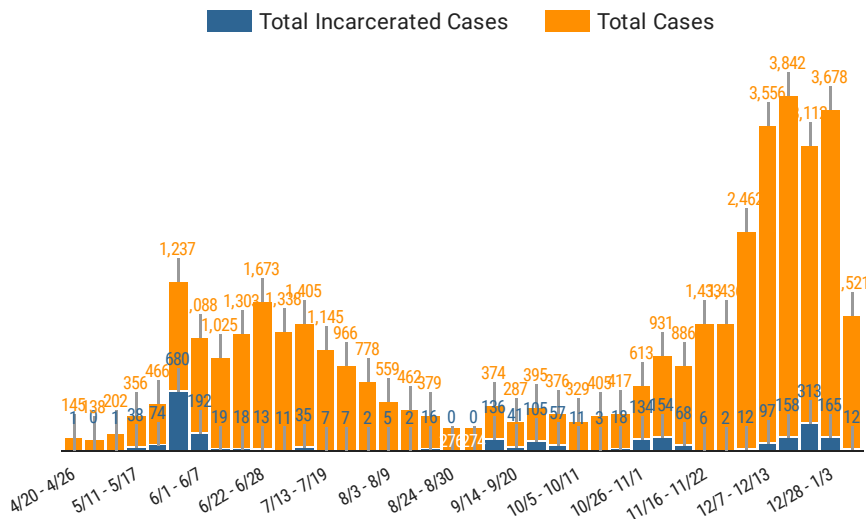
(7-day average)

\*Does not include incarcerated

**\*Includes 7-day lag**

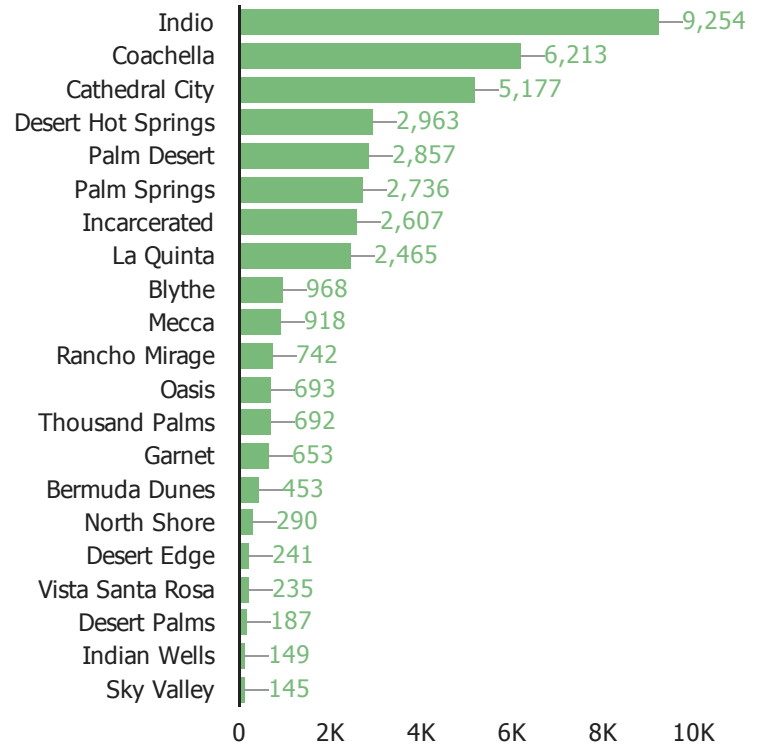
**\*Includes 7-day lag**

## COVID-19 Cases by Week

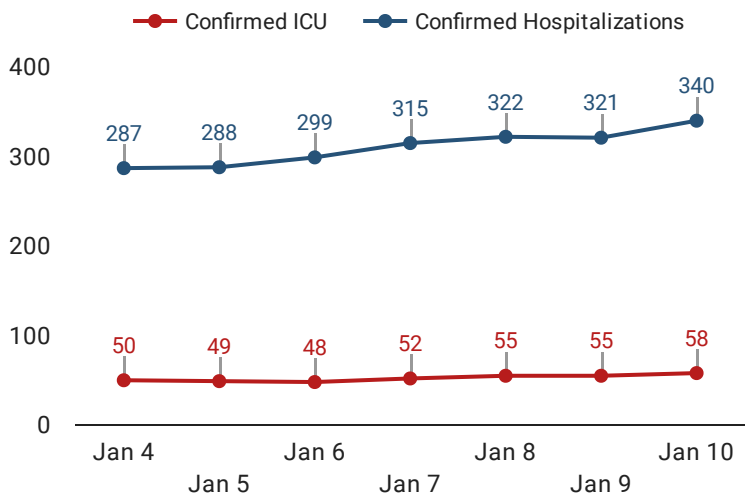


**\*Most recent week's data is preliminary and subject to change\***

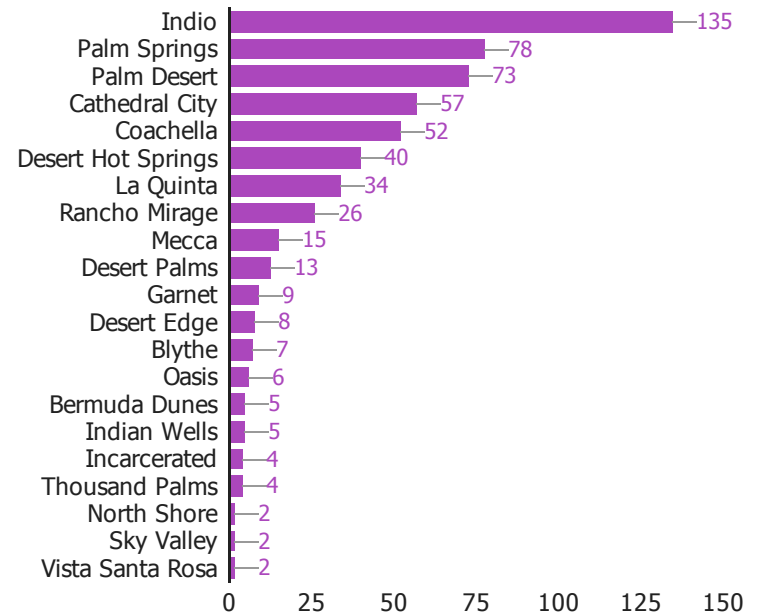
## Total Cases by City/Community



## COVID-19 Daily ICU/Hospitalizations



## Total Deaths by City/Community



## COVID-19 Testing

Total Tests	Positivity Rate (Overall)	Total Tests per Capita	New Tests (Weekly)	Positivity Rate (Weekly)
373,404	12.1%	815.4	20,380	22.2%
<small>(tests/1,000 people)</small>				

\*Does not include incarcerated populations. Testing totals and calculations include repeat testers.

\*New Weekly Tests/Weekly Positivity Rates are based on previous week as tests may take 3-5 days to result

\*Totals do not include cases with missing geographic locations

\*Cities/Communities with populations less than 2,000 are not included

\*Weekly Case/Death counts reflect previous week's data as current week's case/death counts are preliminary and subject to change.