

# DISTRICT FOUR - WEEKLY COVID-19 REPORT

**TOTAL CASES**

**50,463**

Incarcerated = 2,836

**NEW WEEKLY CASES**

**3,510**

Incarcerated = 83

**TOTAL DEATHS**

**635**

Incarcerated = 3

**NEW WEEKLY DEATHS**

**12**

Incarcerated = 0

**DOUBLING TIME**

**45.6**

(7-day average)

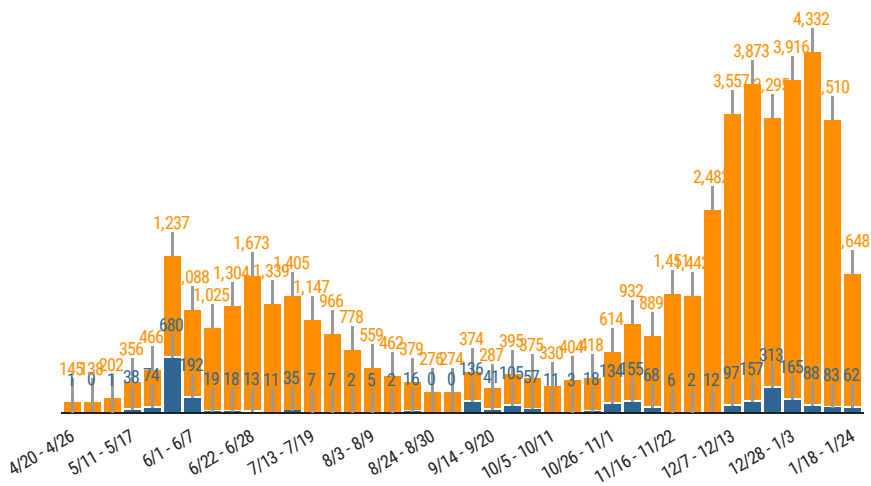
\*Does not include incarcerated

**\*Includes 7-day lag**

**\*Includes 7-day lag**

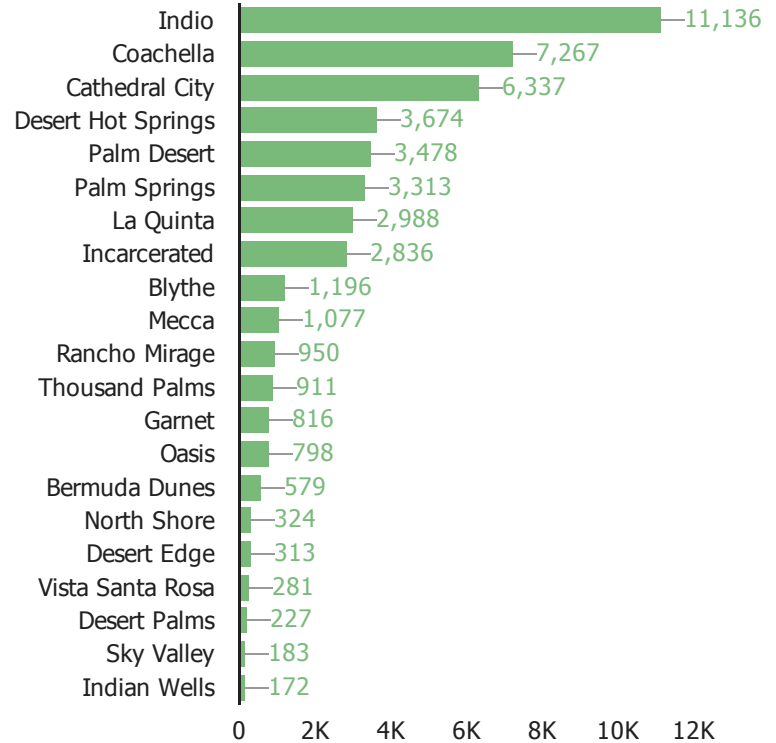
## COVID-19 Cases by Week

■ Total Incarcerated Cases ■ Total Cases



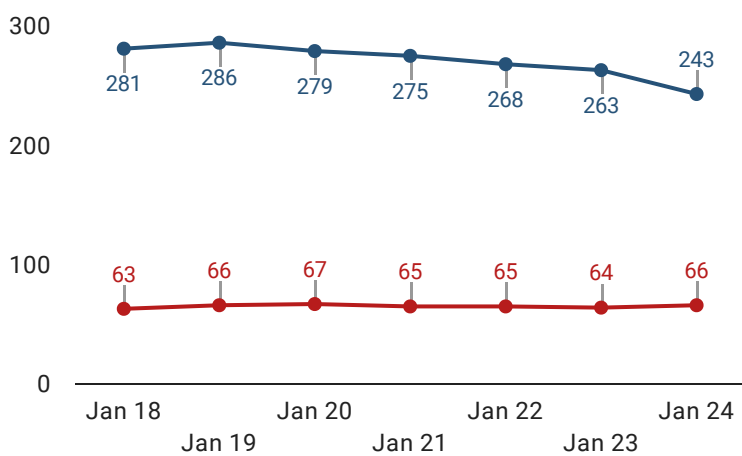
**\*Most recent week's data is preliminary and subject to change\***

## Total Cases by City/Community

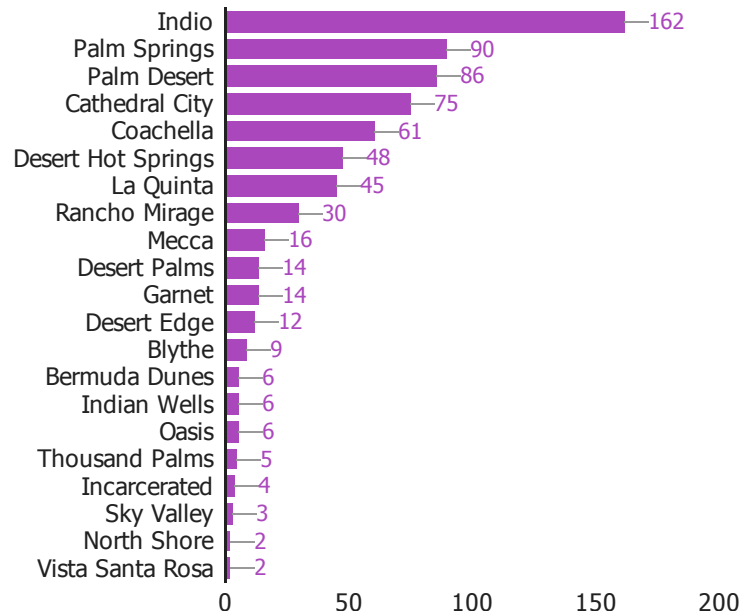


## COVID-19 Daily ICU/Hospitalizations

● Confirmed ICU ● Confirmed Hospitalizations



## Total Deaths by City/Community



## COVID-19 Testing

Total Tests	Positivity Rate (Overall)	Total Tests per Capita	New Tests (Weekly)	Positivity Rate (Weekly)
420,693	13.1%	918.6	23,944	18.6%
<small>(tests/1,000 people)</small>				

\*Does not include incarcerated populations. Testing totals and calculations include repeat testers.  
\*New Weekly Tests/Weekly Positivity Rates are based on previous week as tests may take 3-5 days to result

\*Totals do not include cases with missing geographic locations  
\*Cities/Communities with populations less than 2,000 are not included  
\*Weekly Case/Death counts reflect previous week's data as current week's case/death counts are preliminary and subject to change.