

DISTRICT FOUR - WEEKLY COVID-19 REPORT

TOTAL CASES

52,589

Incarcerated = 3,038

NEW WEEKLY CASES

2,231

Incarcerated = 67

TOTAL DEATHS

778

Incarcerated = 4

NEW WEEKLY DEATHS

28

Incarcerated = 0

DOUBLING TIME

48.7

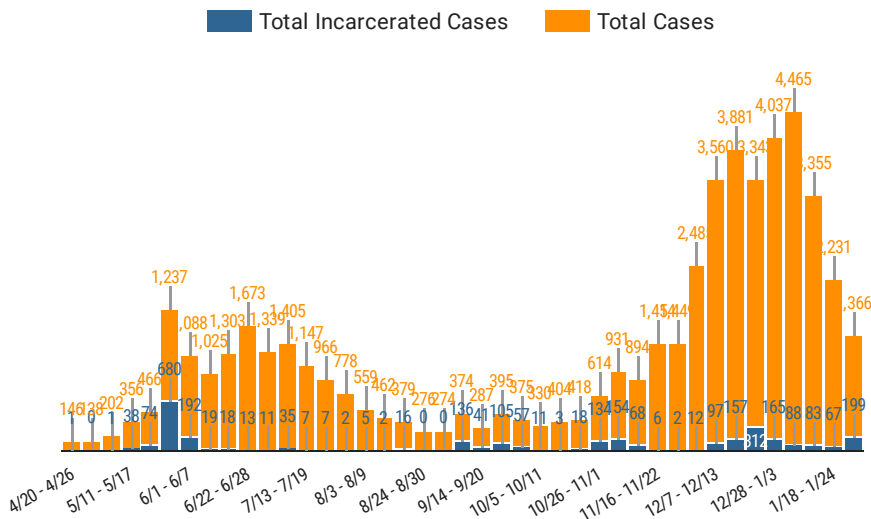
(7-day average)

*Does not include incarcerated

*Includes 7-day lag

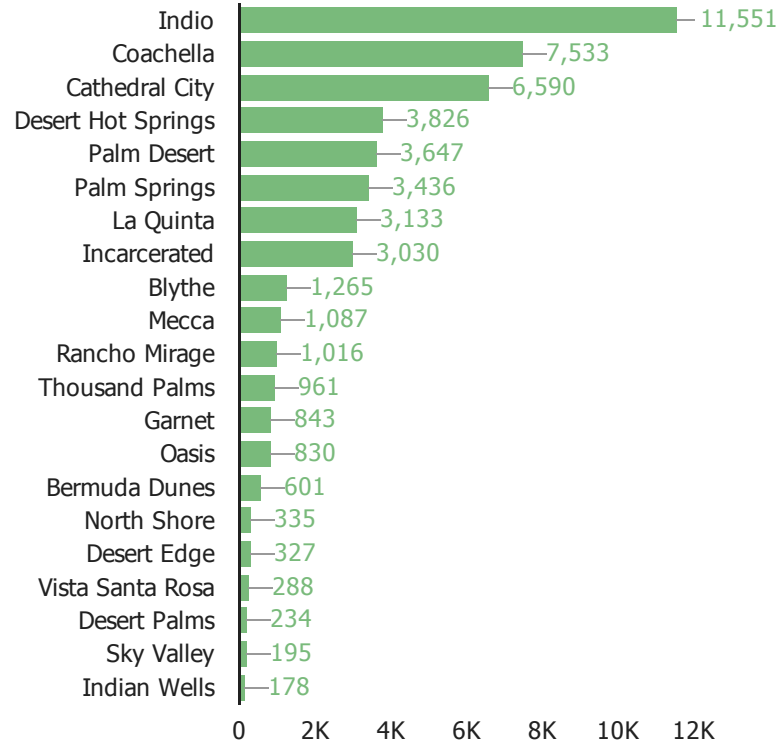
*Includes 7-day lag

COVID-19 Cases by Week

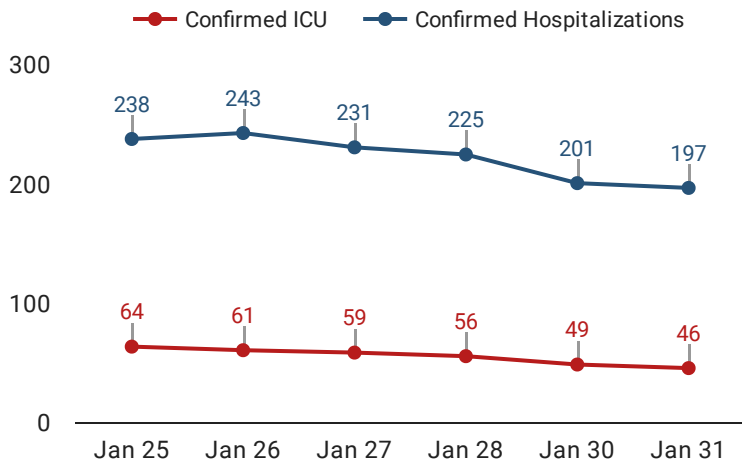


Most recent week's data is preliminary and subject to change

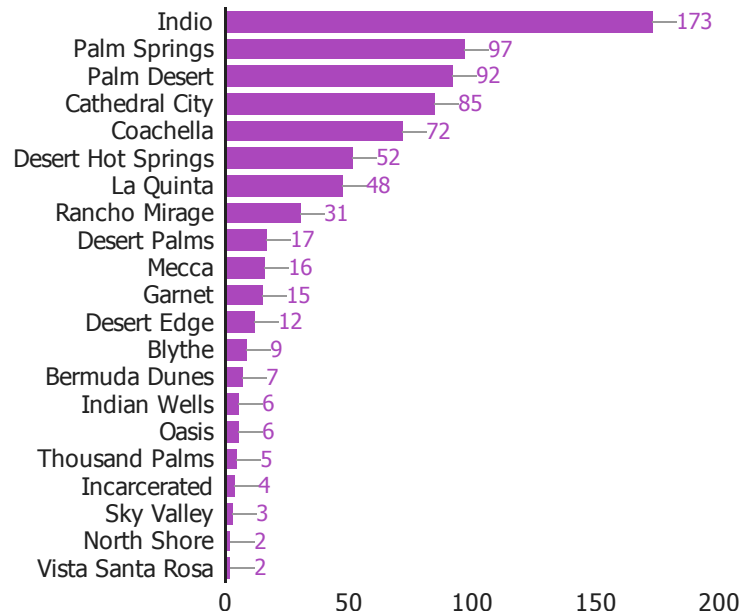
Total Cases by City/Community



COVID-19 Daily ICU/Hospitalizations



Total Deaths by City/Community



COVID-19 Testing

Total Tests	Positivity Rate (Overall)	Total Tests per Capita	New Tests (Weekly)	Positivity Rate (Weekly)
439,037	13.1%	958.7	19,991	15.2%
(tests/1,000 people)				

*Does not include incarcerated populations. Testing totals and calculations include repeat testers.
*New Weekly Tests/Weekly Positivity Rates are based on previous week as tests may take 3-5 days to result

*Totals do not include cases with missing geographic locations
*Cities/Communities with populations less than 2,000 are not included
*Weekly Case/Death counts reflect previous week's data as current week's case/death counts are preliminary and subject to change.