

Current tier assignments as of February 23, 2021

Tier assignments may occur any day of the week and may occur more than once a week. Select a county to see what region it's in.

County
Riverside

Riverside County
Southern California Region
Eligible to exit Regional Order effective 1/25/2021
Was placed on Regional Stay Home Order 12/6/2020 3:59 PM

COUNTY RISK LEVEL
Widespread*
Many non-essential indoor business operations are closed

COUNTY METRICS
16.2 New COVID-19 cases per day per 100K
16.6 Adjusted case rate for tier assignment
7.6% Positivity rate (7-day average)
8.3% Health equity quartile positivity rate

3 weeks prior 2/2	2 weeks prior 2/9	1 week prior 2/16	Current 2/23
Widespread	Widespread	Widespread	Widespread

*See California Blueprint Data Chart for tier determination

STATEWIDE METRICS

- 15.2 New COVID-19 positive cases per day per 100K
- 4.8% Positivity rate (7-day average)
- 20.9% ICU availability

Southern California
ICU Availability
19.5%

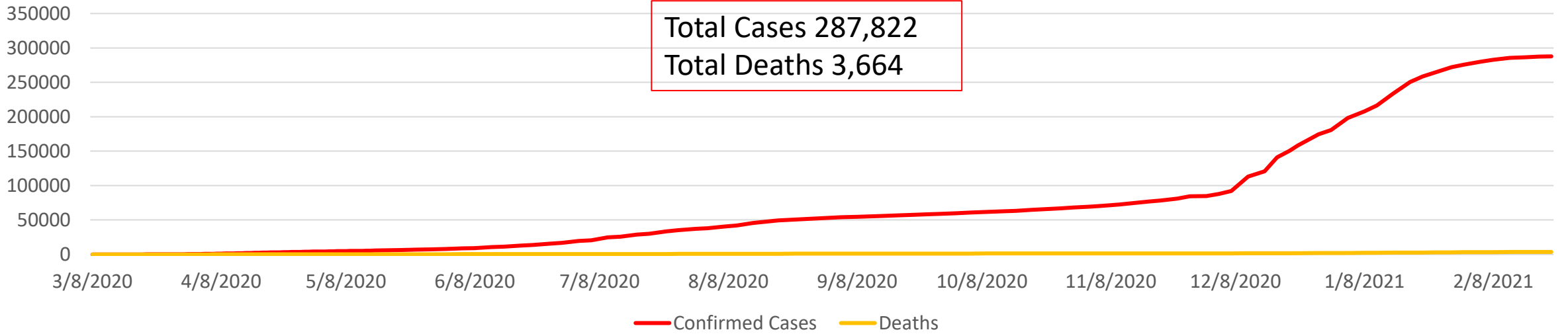
Riverside County
ICU Availability
30%

WIDESPREAD Many non-essential indoor business operations are closed	More than 7 Daily new cases (per 100k)	More than 8% Positive tests
SUBSTANTIAL Some non-essential indoor business operations are closed	4-7 Daily new cases (per 100k)	5 – 8% and 5.3 – 8% health equity metric Positive tests
MODERATE Some indoor business operations are open with modifications	1 – 3.9 Daily new cases (per 100k)	2 – 4.9% and 2.2 – 5.2% health equity metric Positive tests
MINIMAL Most indoor business operations are open with modifications	Less than 1 Daily new cases (per 100k)	Less than 2% and Less than 2.2% health equity metric Positive tests

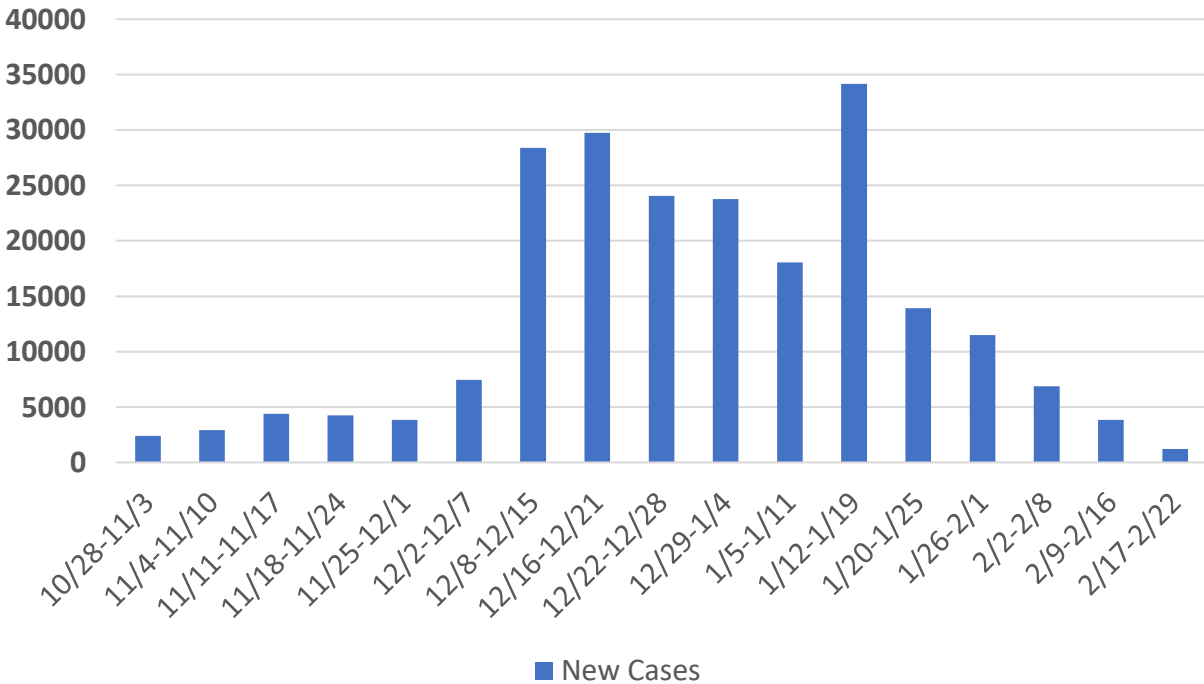
Last Updated 2/23/2021

Riverside County

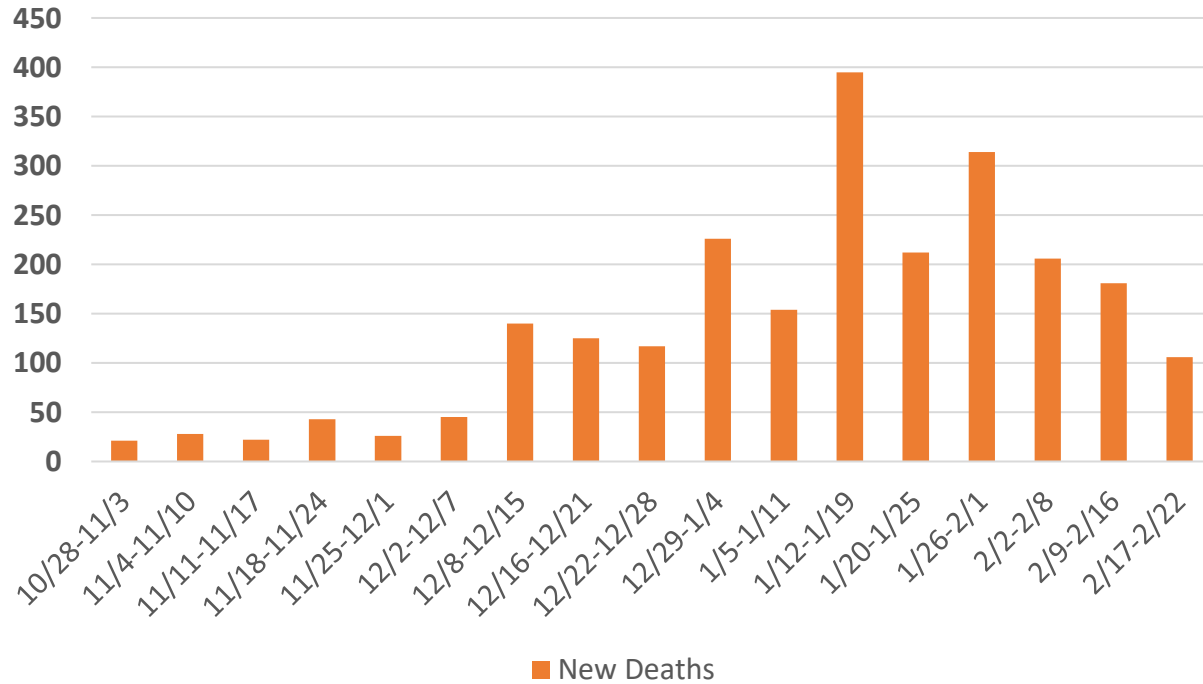
Total Cases 287,822
Total Deaths 3,664



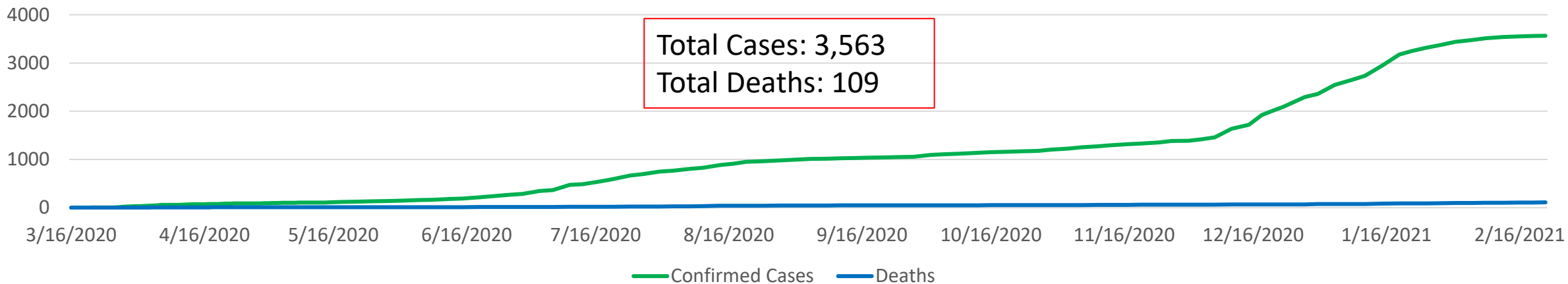
Riverside County New COVID Cases



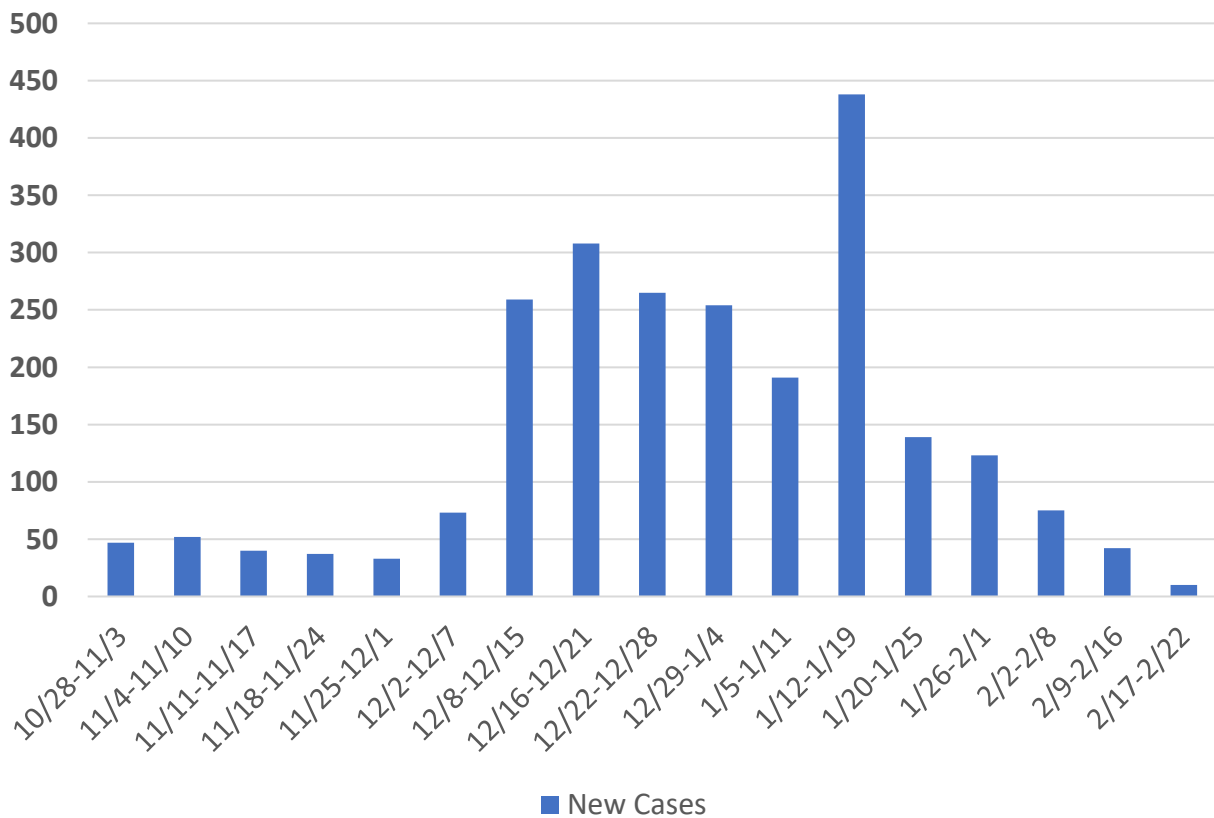
Riverside County New COVID Deaths



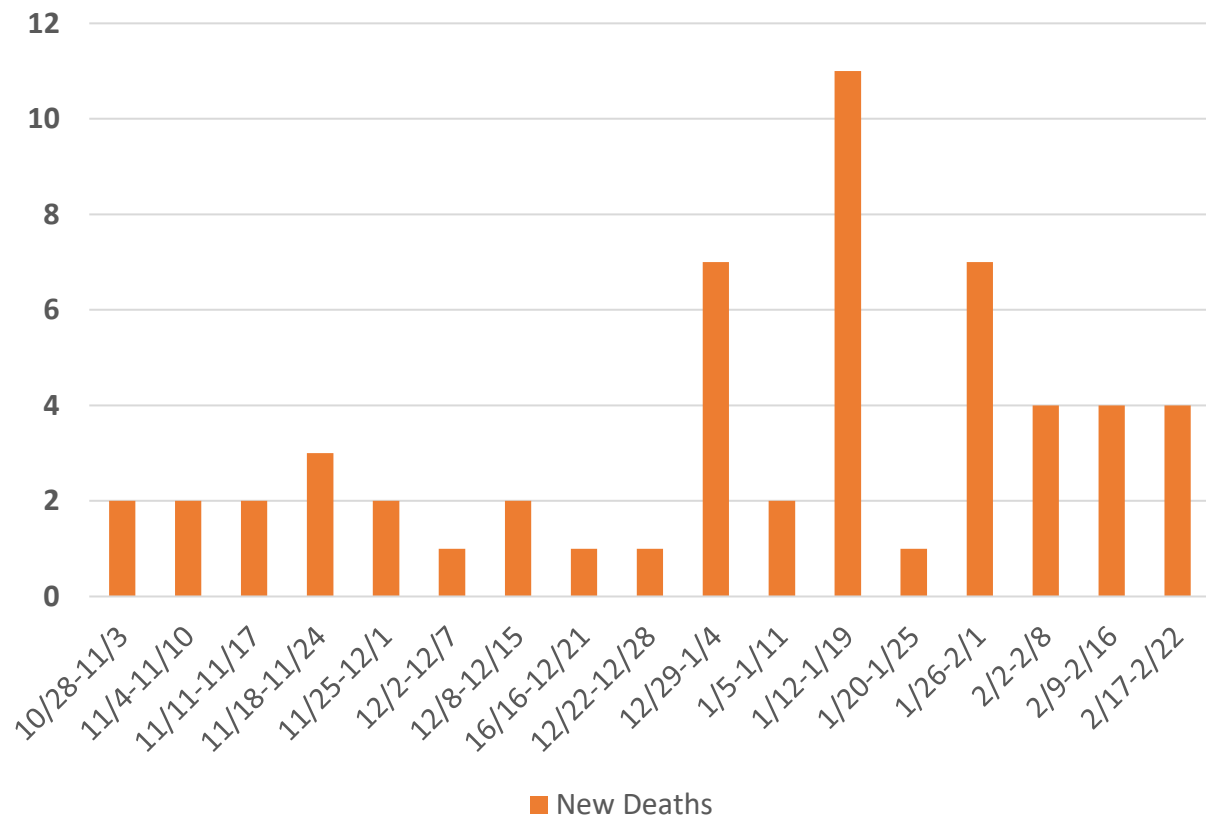
Palm Springs COVID Data



Palm Springs New COVID Cases



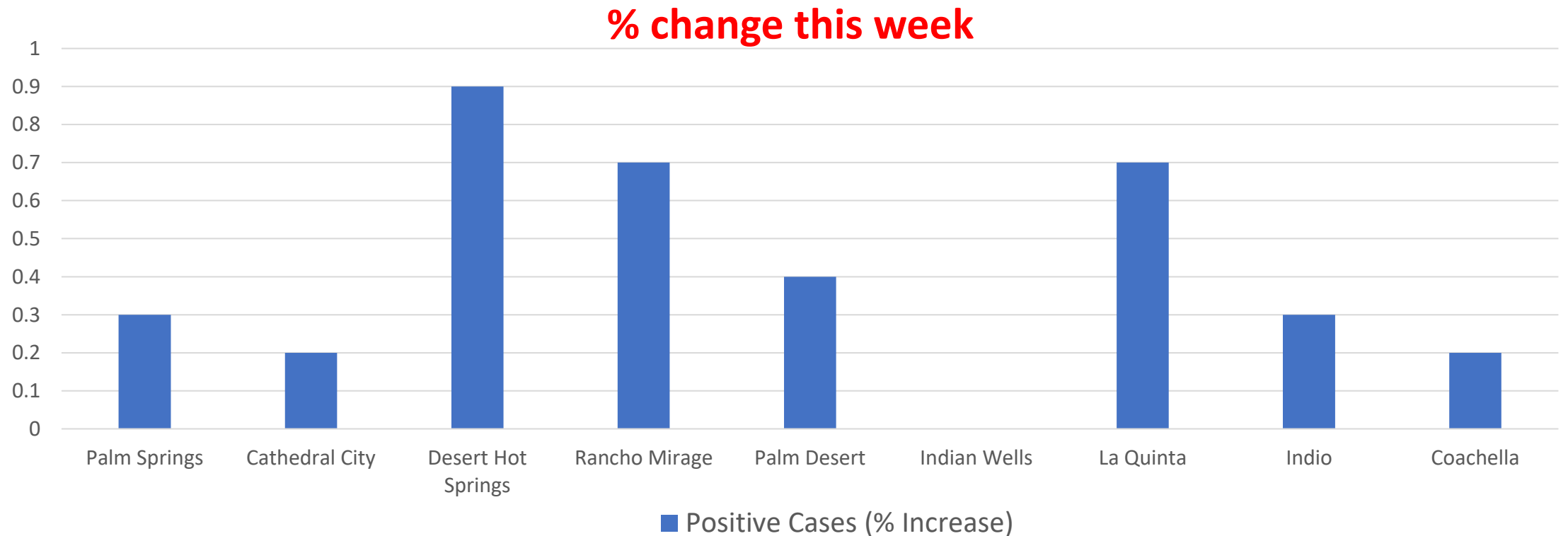
Palm Springs New COVID Deaths



Coachella Valley COVID-19 Cases

As of 2/22/2021

	Palm Springs	Cathedral City	Desert Hot Springs	Rancho Mirage	Palm Desert	Indian Wells	La Quinta	Indio	Coachella
Total cases / deaths	3563 / 109	6835 / 98	4027 / 58	1060 / 37	3775 / 100	188 / 6	3270 / 53	11936 / 186	7741 / 80
7-Day Change	10 / 4	14 / 2	35 / 0	8 / 0	15 / 2	0 / 0	22 / 0	31 / 2	12 / 2



COVID-19 Palm Springs/Riverside County Compared

Cases per 50,000 population

Growth Chart

