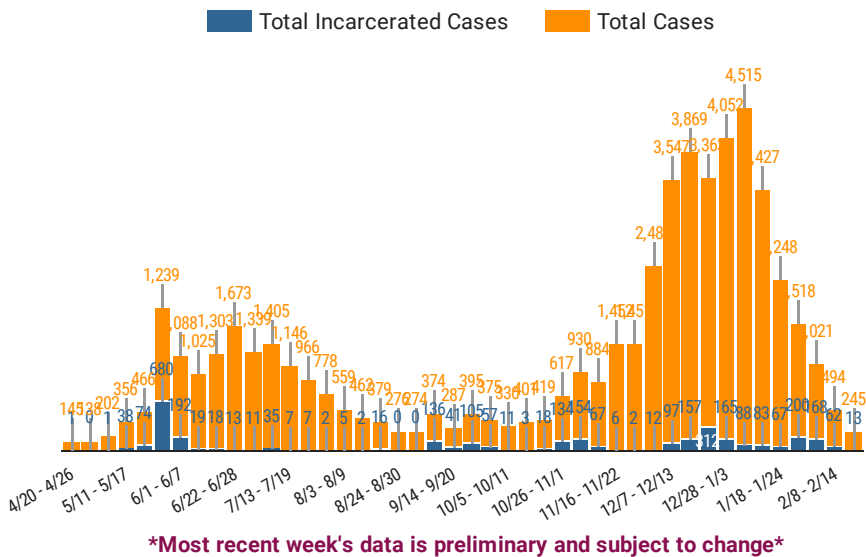


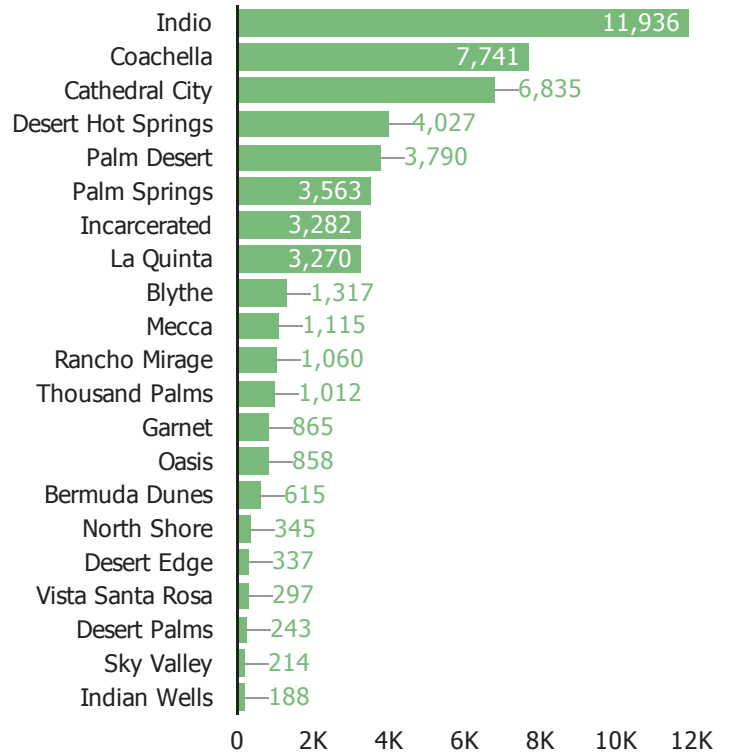
# DISTRICT FOUR - WEEKLY COVID-19 REPORT

<b>TOTAL CASES</b> <h2>54,643</h2> <p>Incarcerated = 3,282</p>	<b>NEW WEEKLY CASES</b> <h2>494</h2> <p>Incarcerated = 62</p> <p><i>*Includes 7-day lag</i></p>	<b>TOTAL DEATHS</b> <h2>864</h2> <p>Incarcerated = 4</p>	<b>NEW WEEKLY DEATHS</b> <h2>13</h2> <p>Incarcerated = 0</p> <p><i>*Includes 7-day lag</i></p>	<b>DOUBLING TIME</b> <h2>65.0</h2> <p>(7-day average)</p> <p><i>*Does not include incarcerated</i></p>
---	--	---	---	---

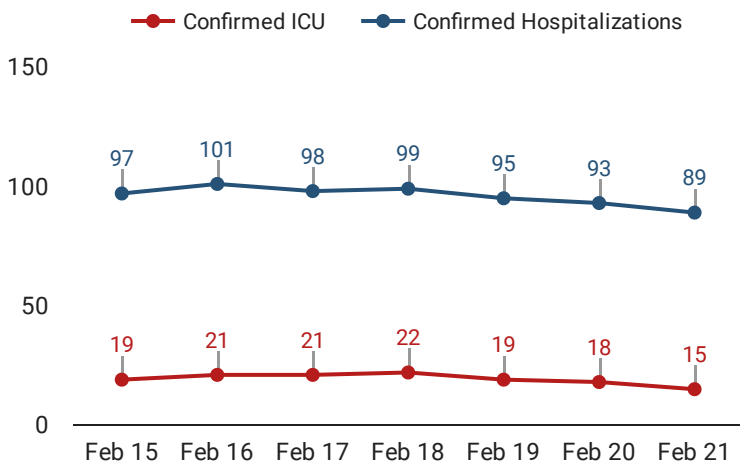
## COVID-19 Cases by Week



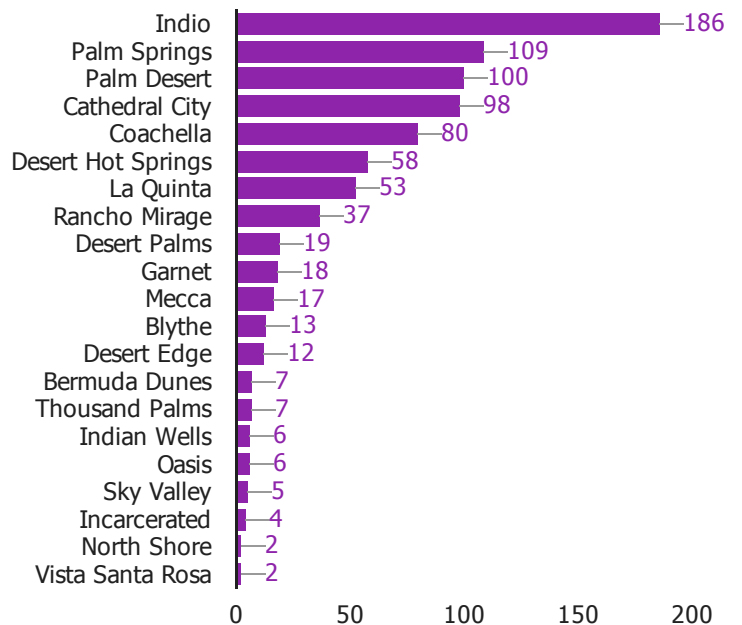
## Total Cases by City/Community



## COVID-19 Daily ICU/Hospitalizations



## Total Deaths by City/Community



## COVID - 19 TESTING

Total Tests	Positivity Rate (Overall)	Total Tests per Capita	New Tests (Weekly)	Positivity Rate (Weekly)
475,155	12.7%	1.0K <i>(tests/1,000 people)</i>	11,710	5.8%

\*Does not include incarcerated populations. Testing totals and calculations include repeat testers.  
\*New Weekly Tests/Weekly Positivity Rates based on previous week as results may take 3-5 days

\*Totals do not include cases with missing geographic locations  
\*Cities/Communities with populations less than 2,000 are not included  
\*Weekly Case/Death counts reflect previous week's data as current week's case/death counts are preliminary and subject to change.