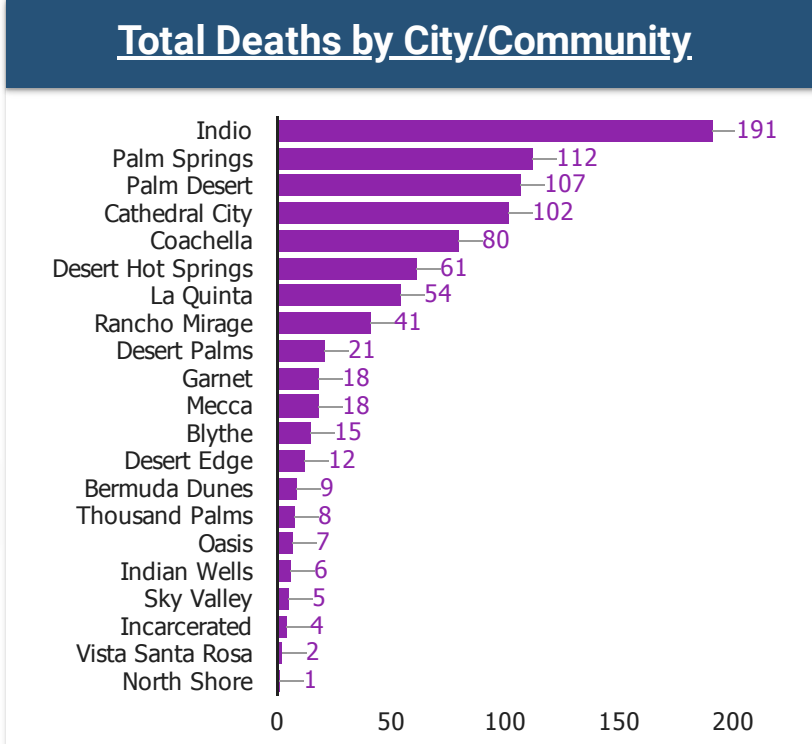
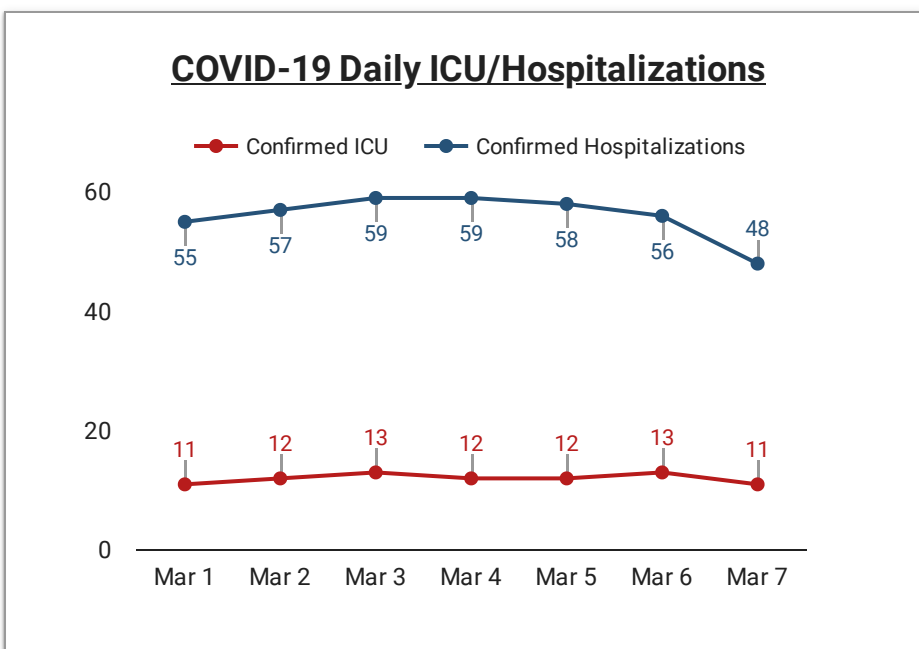
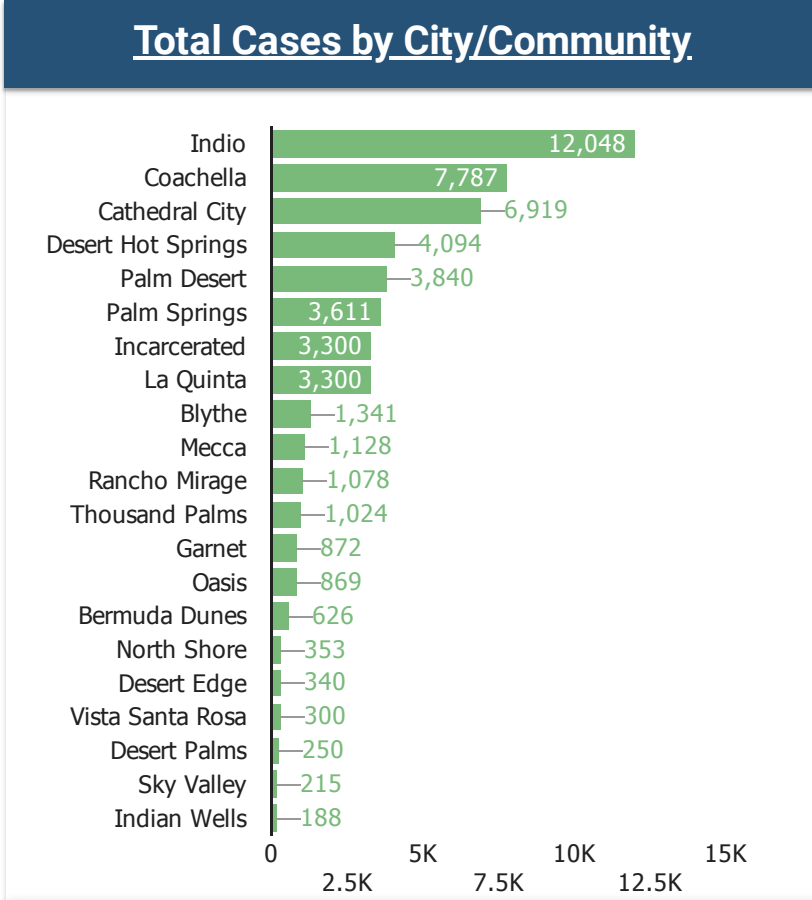
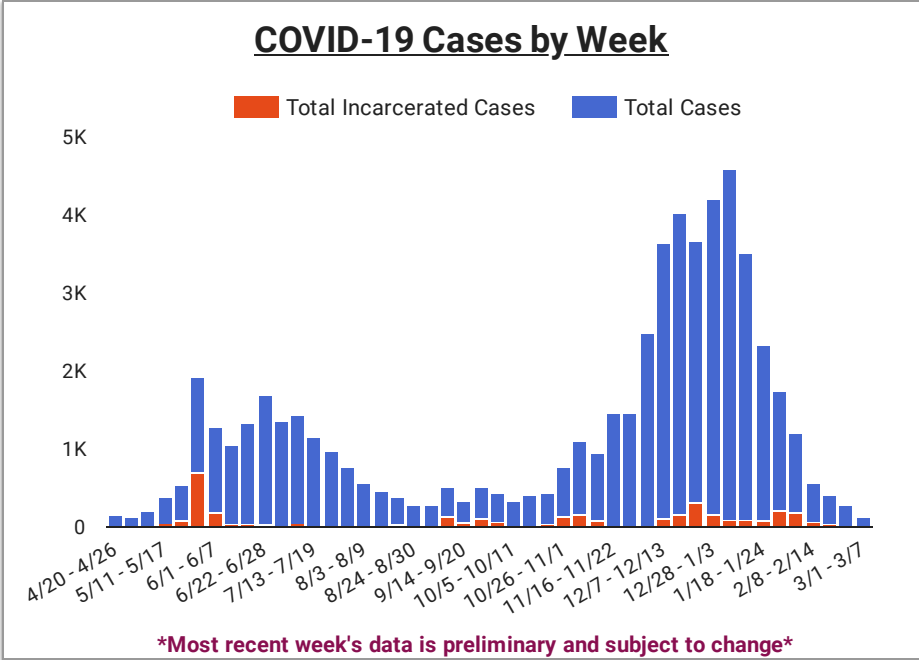


# DISTRICT FOUR - WEEKLY COVID-19 REPORT

<b>TOTAL CASES</b> <h2>55,231</h2> Incarcerated = 3,300	<b>NEW WEEKLY CASES</b> <h2>280</h2> Incarcerated = 7 <i>*Includes 7-day lag</i>	<b>TOTAL DEATHS</b> <h2>900</h2> Incarcerated = 4	<b>NEW WEEKLY DEATHS</b> <h2>5</h2> Incarcerated = 0 <i>*Includes 7-day lag</i>	<b>DOUBLING TIME</b> <h2>79.0</h2> (7-day average) <i>*Does not include incarcerated</i>
---	---	---	--	---



### COVID - 19 TESTING

Total Tests	Positivity Rate (Overall)	Total Tests per Capita	New Tests (Weekly)	Positivity Rate (Weekly)
498,217	12.3%	1.1K	9,541	4.1%
<i>(tests/1,000 people)</i>				

\*Does not include incarcerated populations. Testing totals and calculations include repeat testers.  
 \*New Weekly Tests/Weekly Positivity Rates based on previous week as results may take 3-5 days  
 \*Totals do not include cases with missing geographic locations  
 \*Cities/Communities with populations less than 2,000 are not included  
 \*Weekly Case/Death counts reflect previous week's data as current week's case/death counts are preliminary and subject to change.