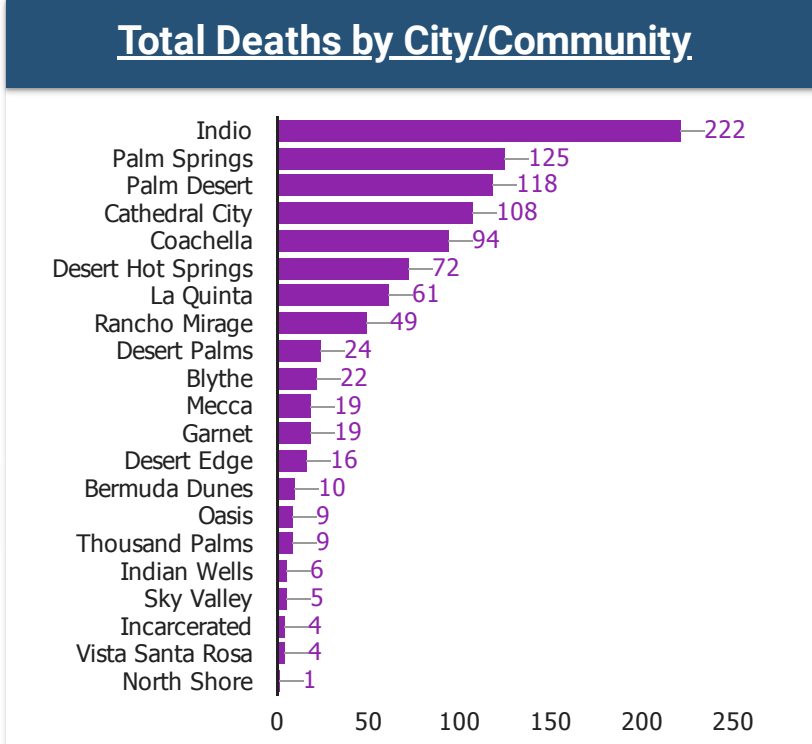
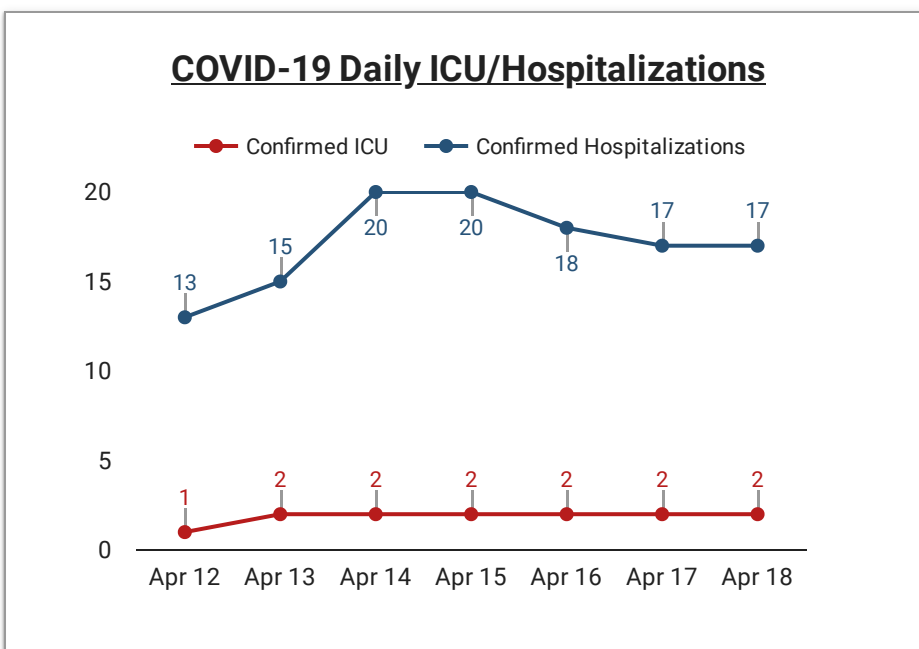
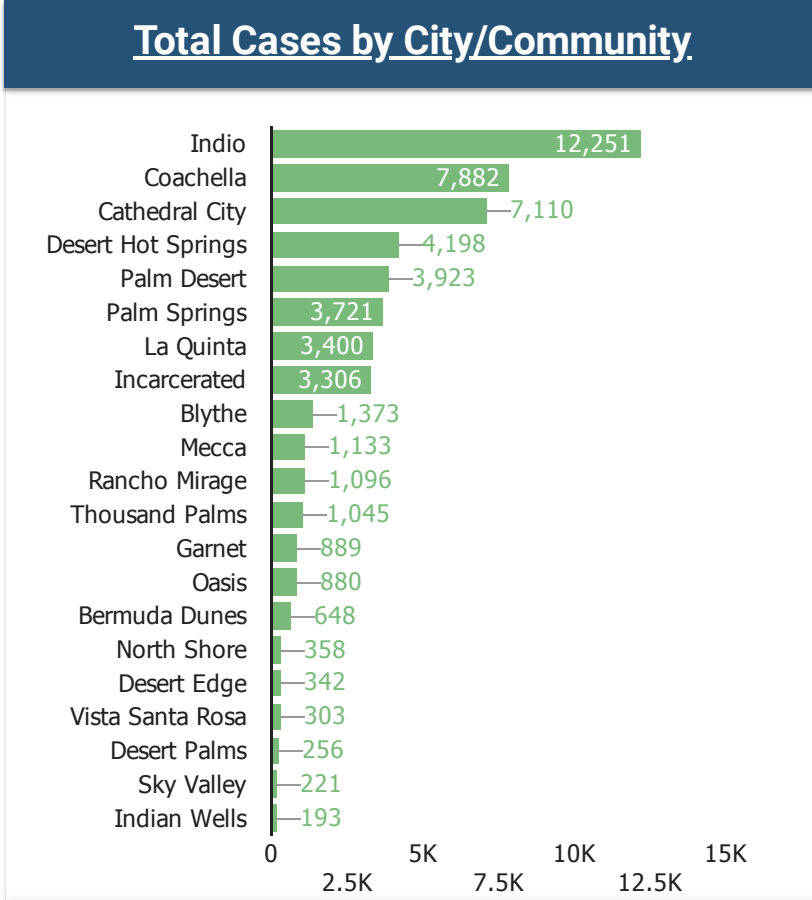
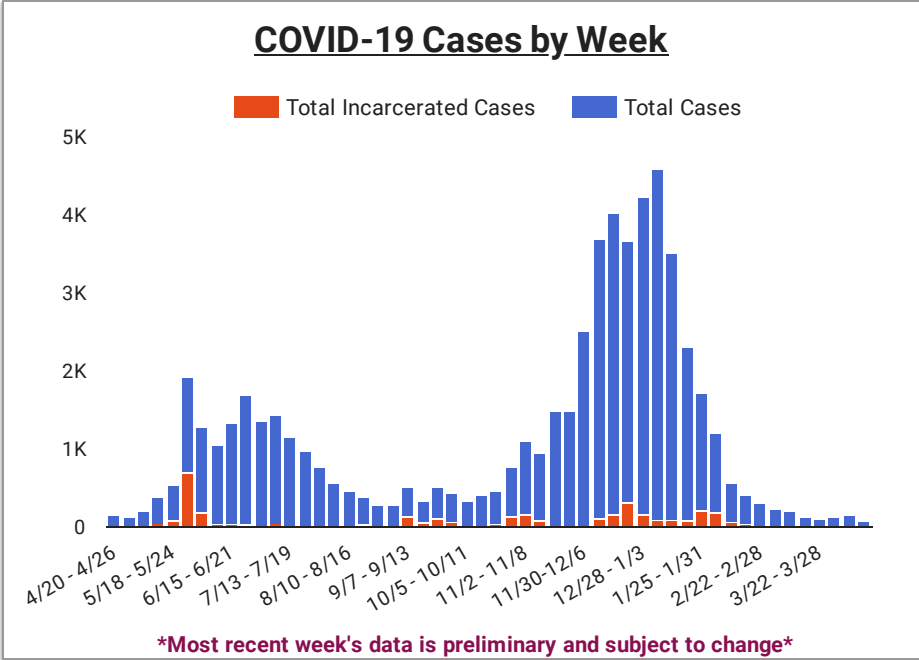


DISTRICT FOUR - WEEKLY COVID-19 REPORT

TOTAL CASES <h2>56,305</h2> <p>Incarcerated = 3,306</p>	NEW WEEKLY CASES <h2>146</h2> <p>Incarcerated = 0</p> <p><i>*Includes 7-day lag</i></p>	TOTAL DEATHS <h2>1,028</h2> <p>Incarcerated = 4</p>	NEW WEEKLY DEATHS <h2>1</h2> <p>Incarcerated = 0</p> <p><i>*Includes 7-day lag</i></p>	DOUBLING TIME <h2>120.0</h2> <p>(7-day average) <i>*Does not include incarcerated</i></p>
---	---	---	--	---



COVID - 19 TESTING

Total Tests	Positivity Rate (Overall)	Total Tests per Capita	New Tests (Weekly)	Positivity Rate (Weekly)
549,725	11.4%	1.2K <i>(tests/1,000 people)</i>	7,861	2.5%

*Does not include incarcerated populations. Testing totals and calculations include repeat testers.
 *New Weekly Tests/Weekly Positivity Rates based on previous week as results may take 3-5 days
 *Totals do not include cases with missing geographic locations
 *Cities/Communities with populations less than 2,000 are not included
 *Weekly Case/Death counts reflect previous week's data as current week's case/death counts are preliminary and subject to change.