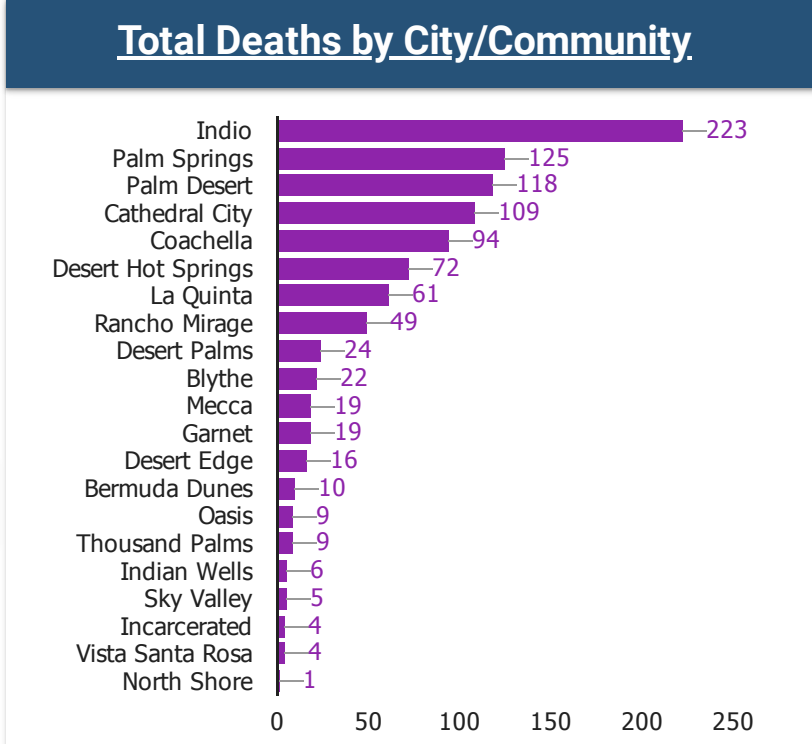
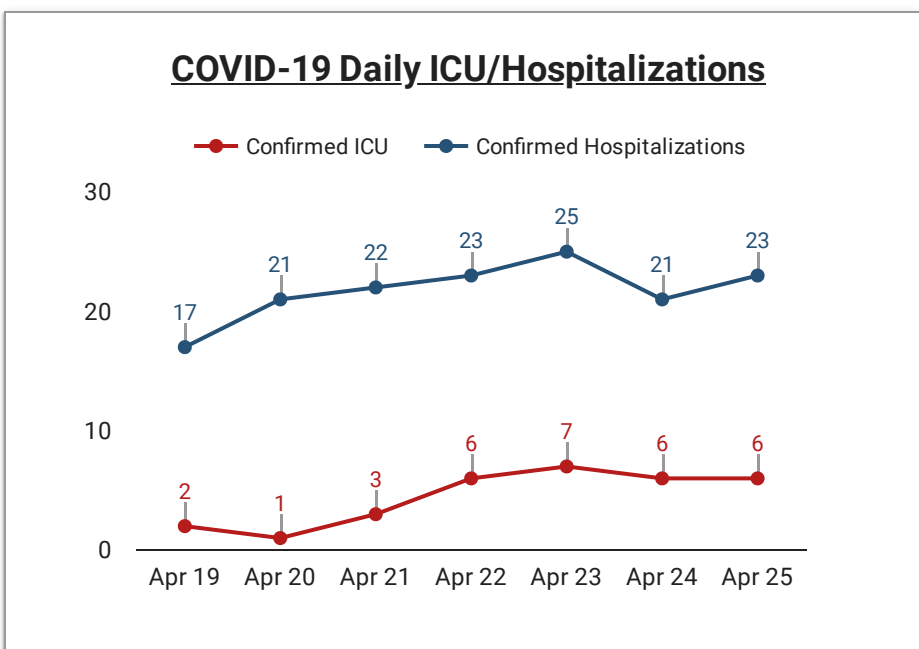
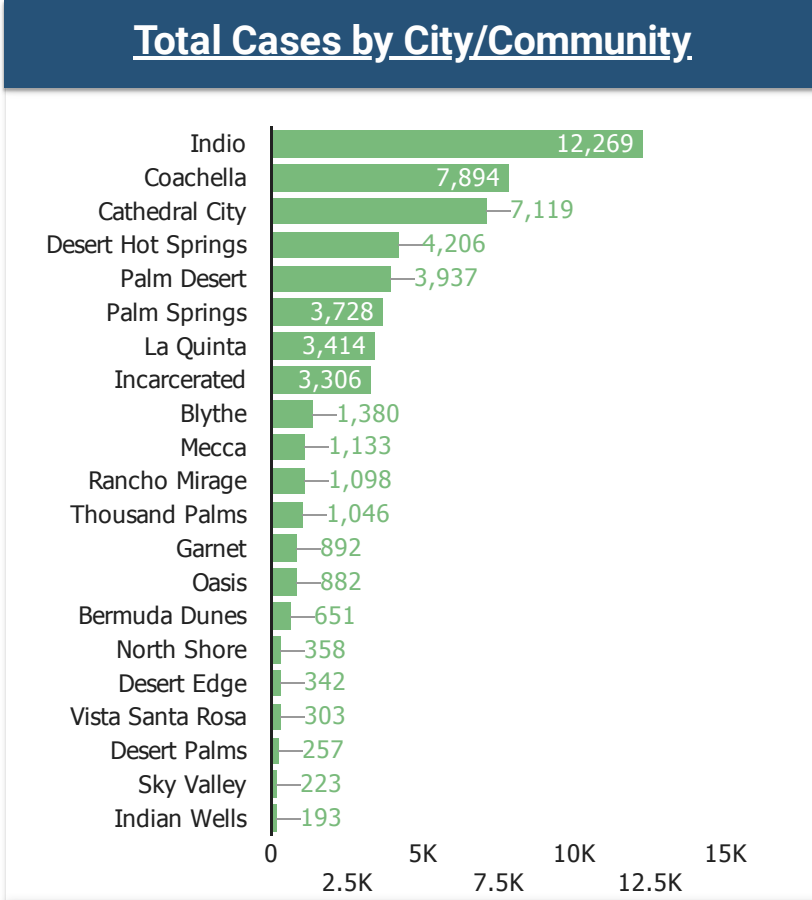
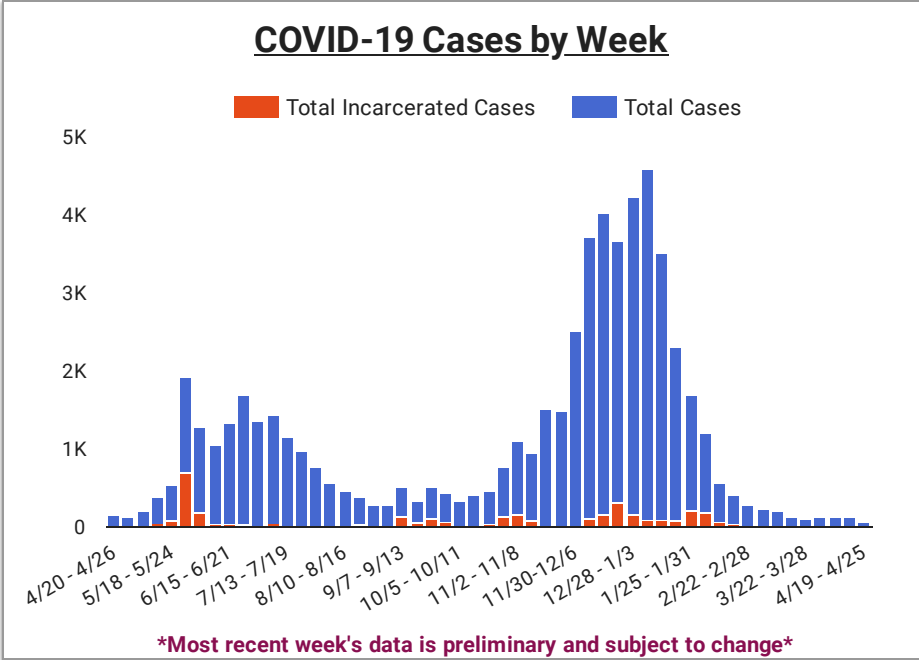


# DISTRICT FOUR - WEEKLY COVID-19 REPORT

<b>TOTAL CASES</b> <h2>56,412</h2> <p>Incarcerated = 3,306</p>	<b>NEW WEEKLY CASES</b> <h2>126</h2> <p>Incarcerated = 1</p> <p><i>*Includes 7-day lag</i></p>	<b>TOTAL DEATHS</b> <h2>1,030</h2> <p>Incarcerated = 4</p>	<b>NEW WEEKLY DEATHS</b> <h2>0</h2> <p>Incarcerated = 0</p> <p><i>*Includes 7-day lag</i></p>	<b>DOUBLING TIME</b> <h2>127.0</h2> <p>(7-day average)</p> <p><i>*Does not include incarcerated</i></p>
-------------------------------------------------------------------	---------------------------------------------------------------------------------------------------	---------------------------------------------------------------	--------------------------------------------------------------------------------------------------	------------------------------------------------------------------------------------------------------------



### COVID - 19 TESTING

Total Tests	Positivity Rate (Overall)	Total Tests per Capita	New Tests (Weekly)	Positivity Rate (Weekly)
557,808	11.2%	1.2K	7,949	2.1%
<i>(tests/1,000 people)</i>				

\*Does not include incarcerated populations. Testing totals and calculations include repeat testers.  
 \*New Weekly Tests/Weekly Positivity Rates based on previous week as results may take 3-5 days  
 \*Totals do not include cases with missing geographic locations  
 \*Cities/Communities with populations less than 2,000 are not included  
 \*Weekly Case/Death counts reflect previous week's data as current week's case/death counts are preliminary and subject to change.