

# DISTRICT FOUR - WEEKLY COVID-19 REPORT

**TOTAL CASES**

**56,772**

Incarcerated = 3,306

**NEW WEEKLY CASES**

**72**

Incarcerated = 0

*\*Includes 7-day lag*

**TOTAL DEATHS**

**1,040**

Incarcerated = 4

**NEW WEEKLY DEATHS**

**3**

Incarcerated = 0

*\*Includes 7-day lag*

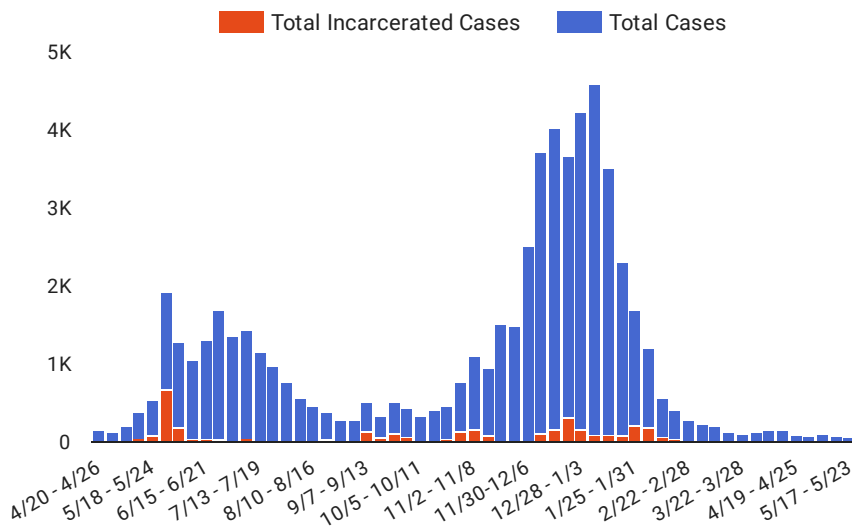
**DOUBLING TIME**

**154.0**

(7-day average)

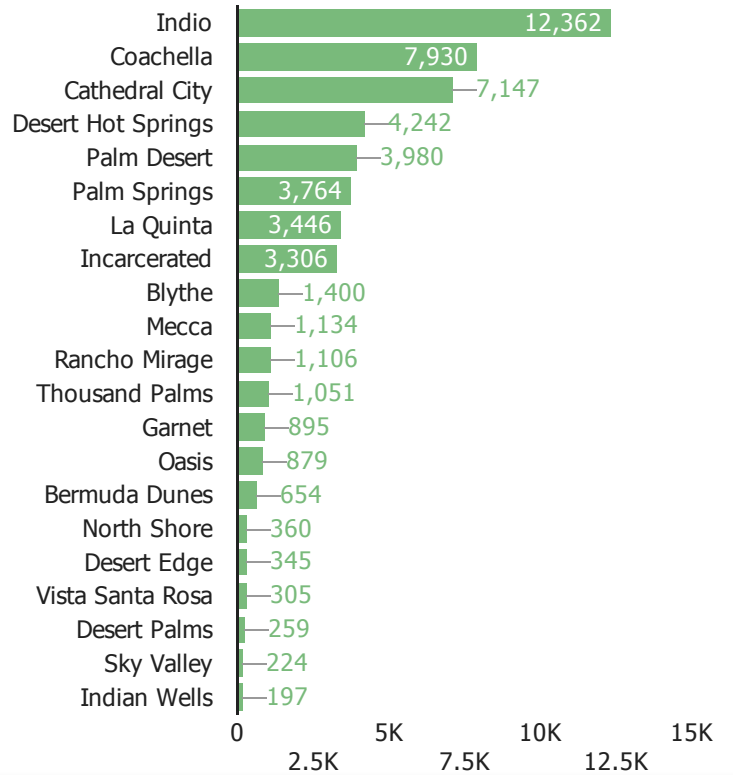
*\*Does not include incarcerated*

## COVID-19 Cases by Week

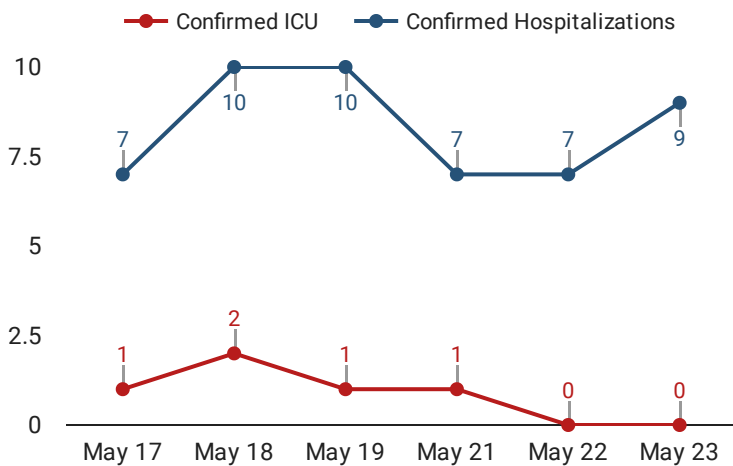


*\*Most recent week's data is preliminary and subject to change\**

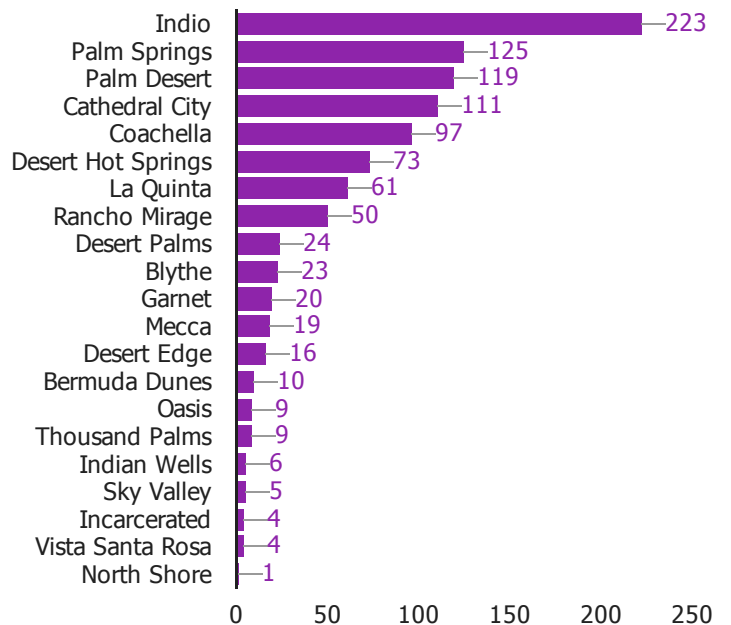
## Total Cases by City/Community



## COVID-19 Daily ICU/Hospitalizations



## Total Deaths by City/Community



## COVID - 19 TESTING

Total Tests	Positivity Rate (Overall)	Total Tests per Capita	New Tests (Weekly)	Positivity Rate (Weekly)
587,794	10.7%	1.3K	7,096	1.4%
<i>(tests/1,000 people)</i>				

*\*Does not include incarcerated populations. Testing totals and calculations include repeat testers.  
\*New Weekly Tests/Weekly Positivity Rates based on previous week as results may take 3-5 days*

*\*Totals do not include cases with missing geographic locations  
\*Cities/Communities with populations less than 2,000 are not included  
\*Weekly Case/Death counts reflect previous week's data as current week's case/death counts are preliminary and subject to change.*