

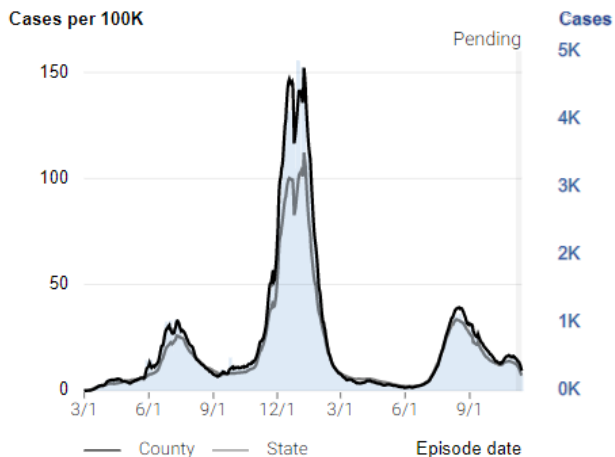
### Confirmed cases in Riverside County

Episode date	Reported date
--------------	---------------

**364,490 total confirmed cases**

689 new cases (0.2% increase)

14.8 cases per 100K (7-day average)



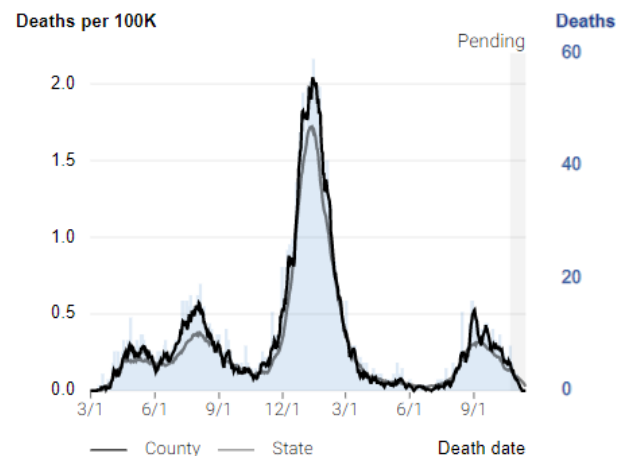
### Confirmed deaths in Riverside County

Death date	Reported date
------------	---------------

**5,199 total confirmed deaths**

12 new deaths (0.2% increase)

0.2 deaths per 100K (7-day average)

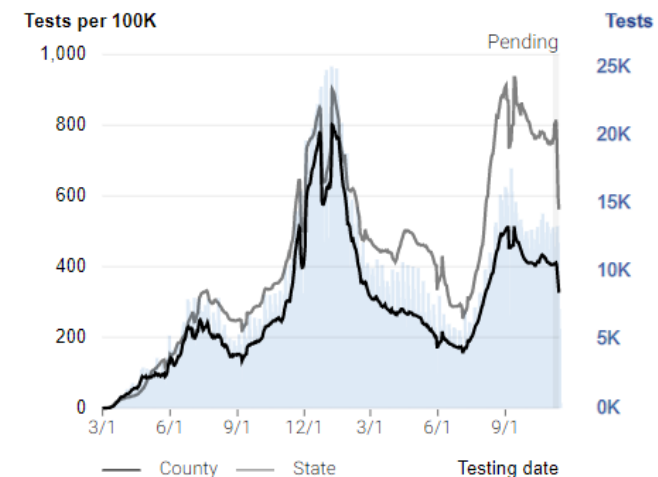


### Total tests in Riverside County

Testing date	Reported date
--------------	---------------

**4,430,163 total tests performed**

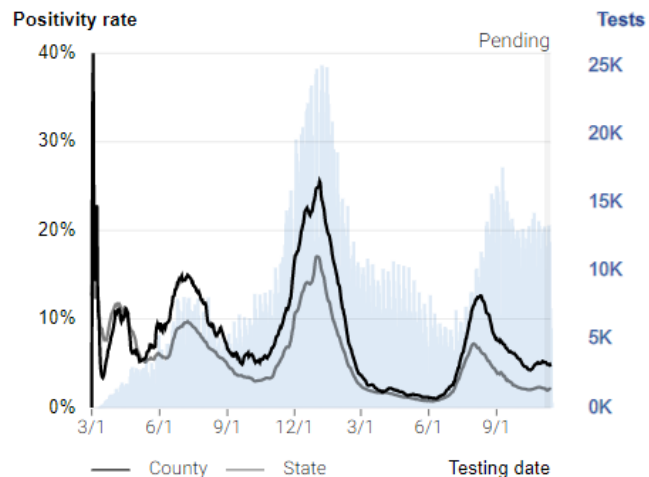
21,478 new tests reported (0.5% increase)



### Positivity rate in Riverside County

**4.6% test positivity (7-day rate)**

0.5% decrease from 7-days prior

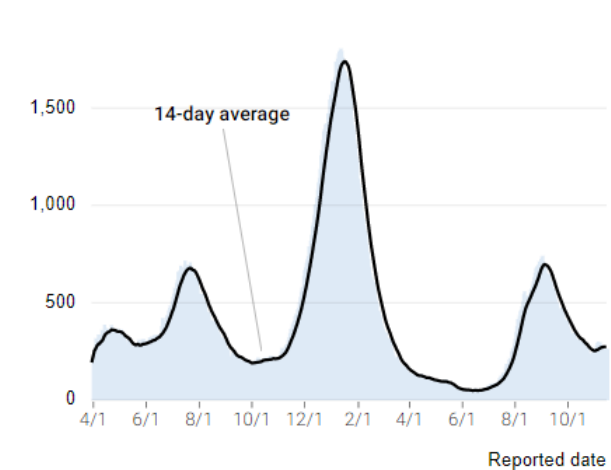


### COVID-19 hospitalized patients in Riverside County

Hospitalized	ICU
--------------	-----

**262 COVID-19 hospitalized patients**

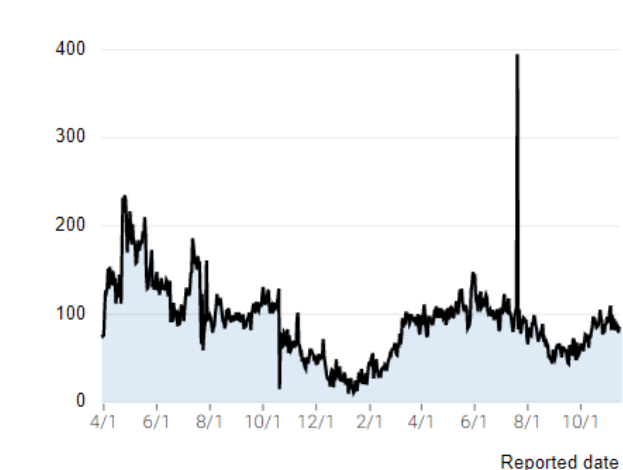
11 more patients hospitalized from prior day total (4.4% increase)



### ICU beds in Riverside County

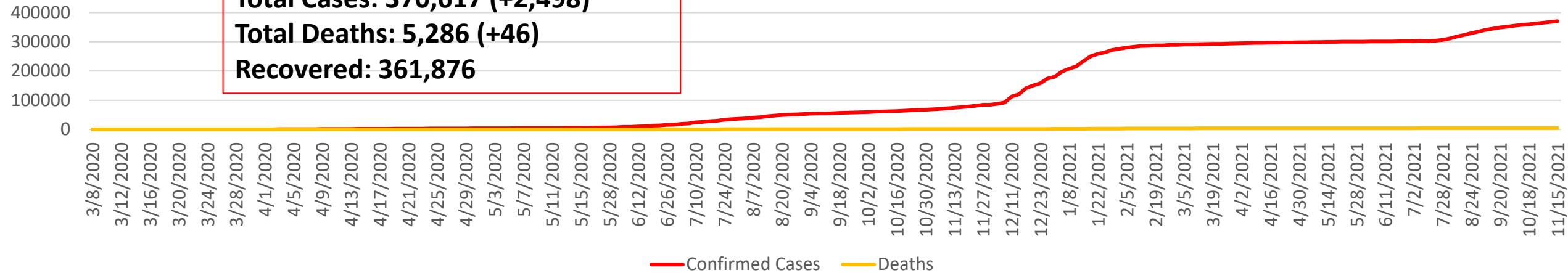
**86 ICU beds available**

7 more ICU beds available from prior day total (8.9% increase)

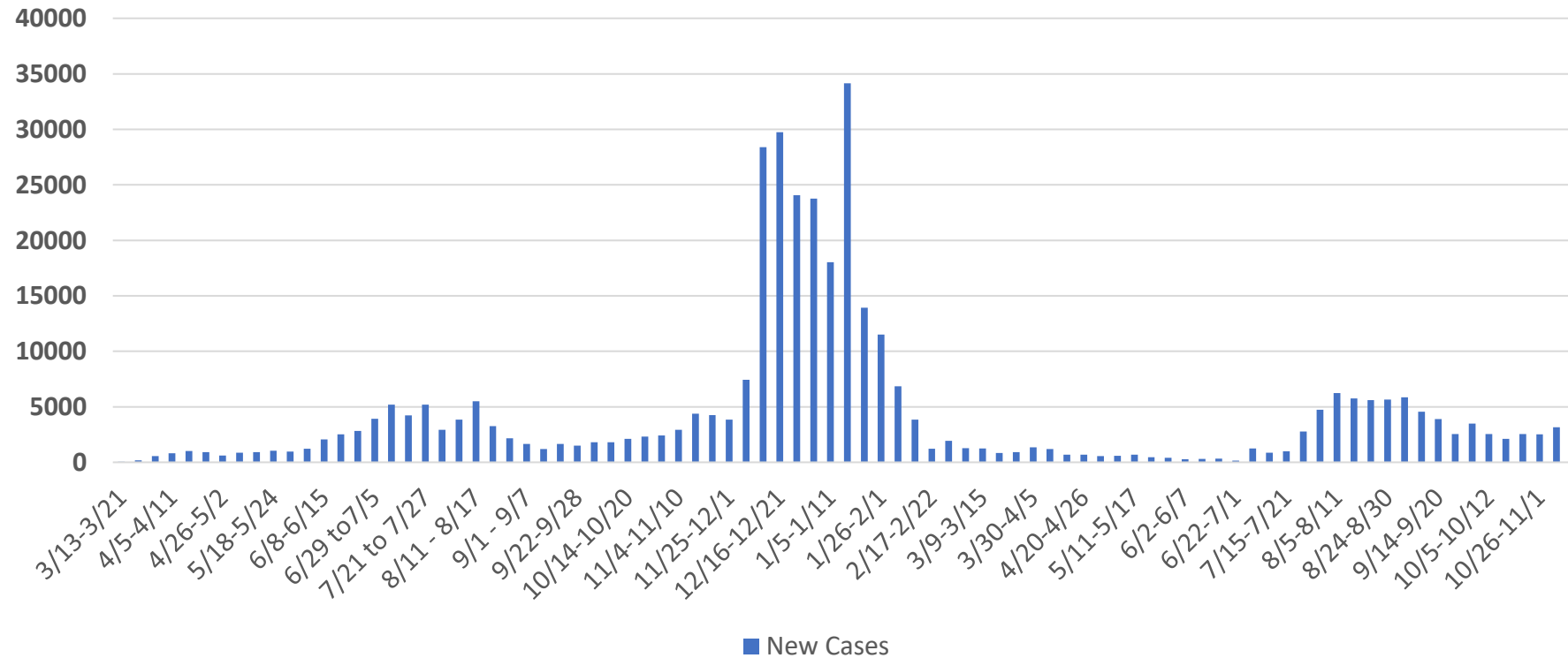


# Riverside County

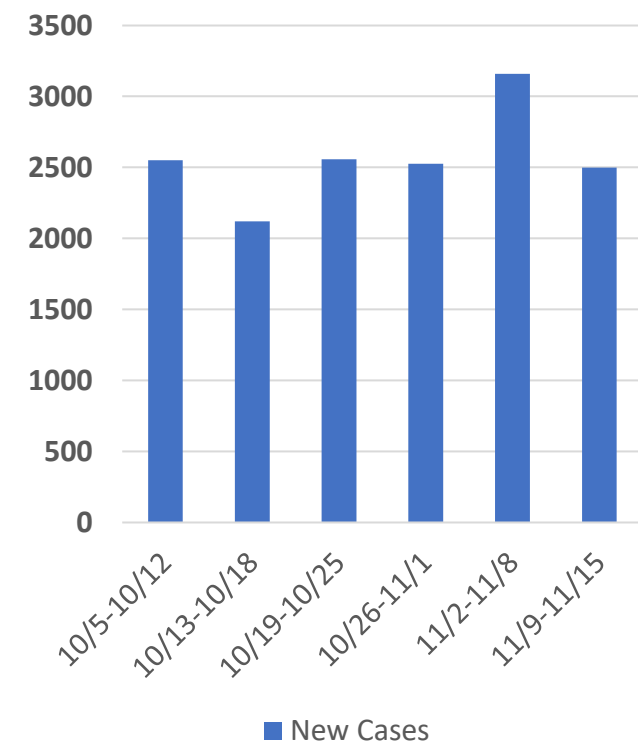
**Total Cases: 370,617 (+2,498)**  
**Total Deaths: 5,286 (+46)**  
**Recovered: 361,876**



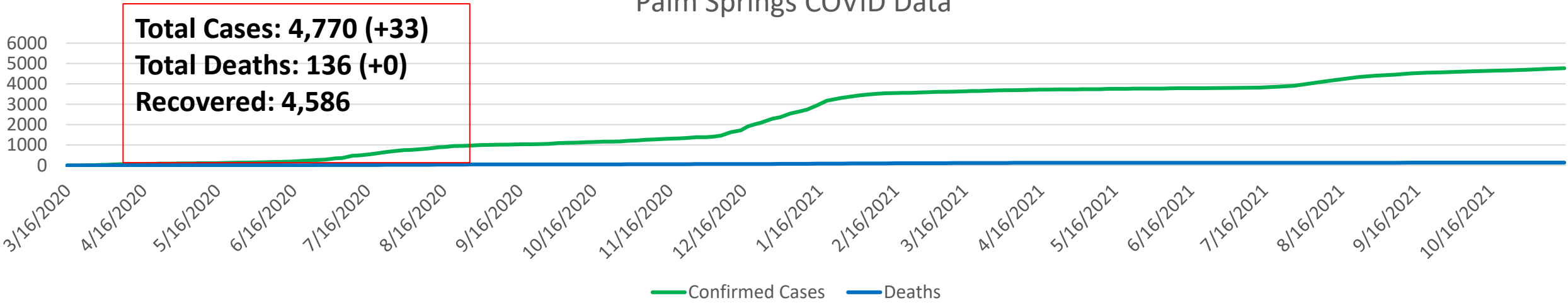
## Riverside County Weekly COVID Cases



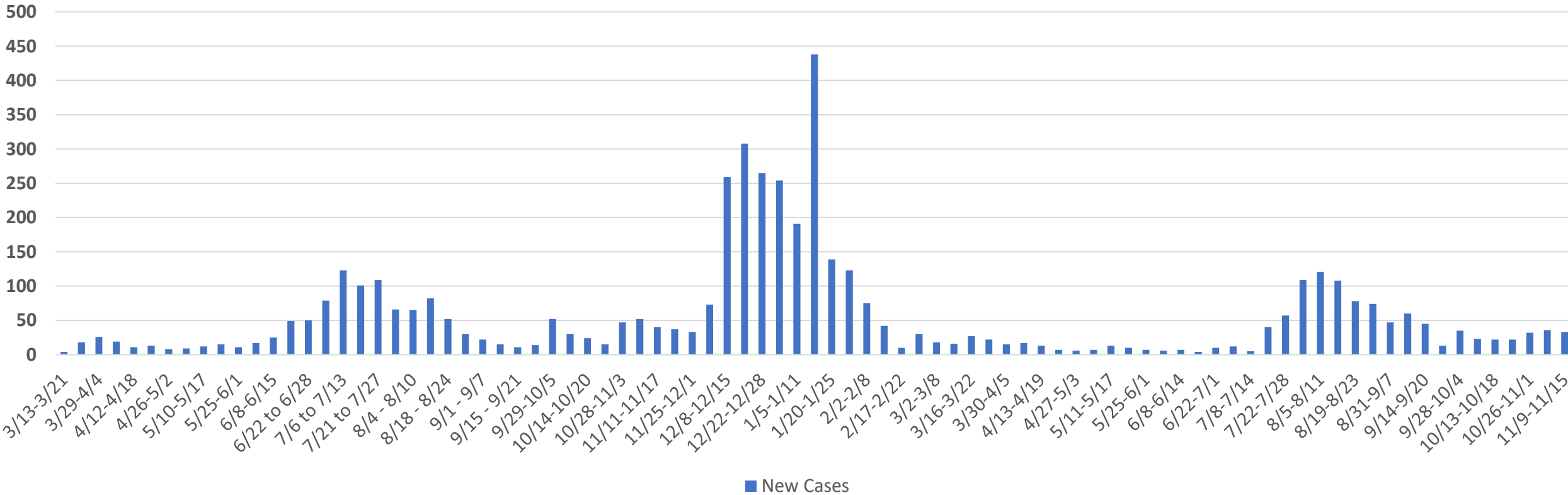
## Riverside County Past 6 weeks



# Palm Springs COVID Data



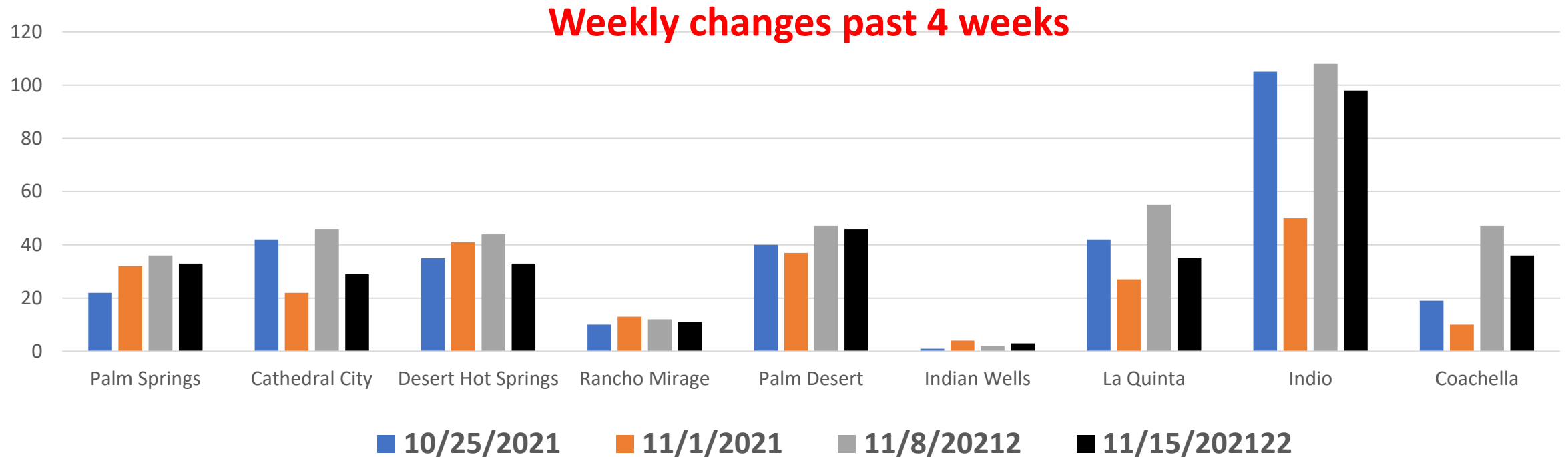
## Palm Springs Weekly COVID Cases



# Coachella Valley COVID-19 Cases

As of 11/15/2021

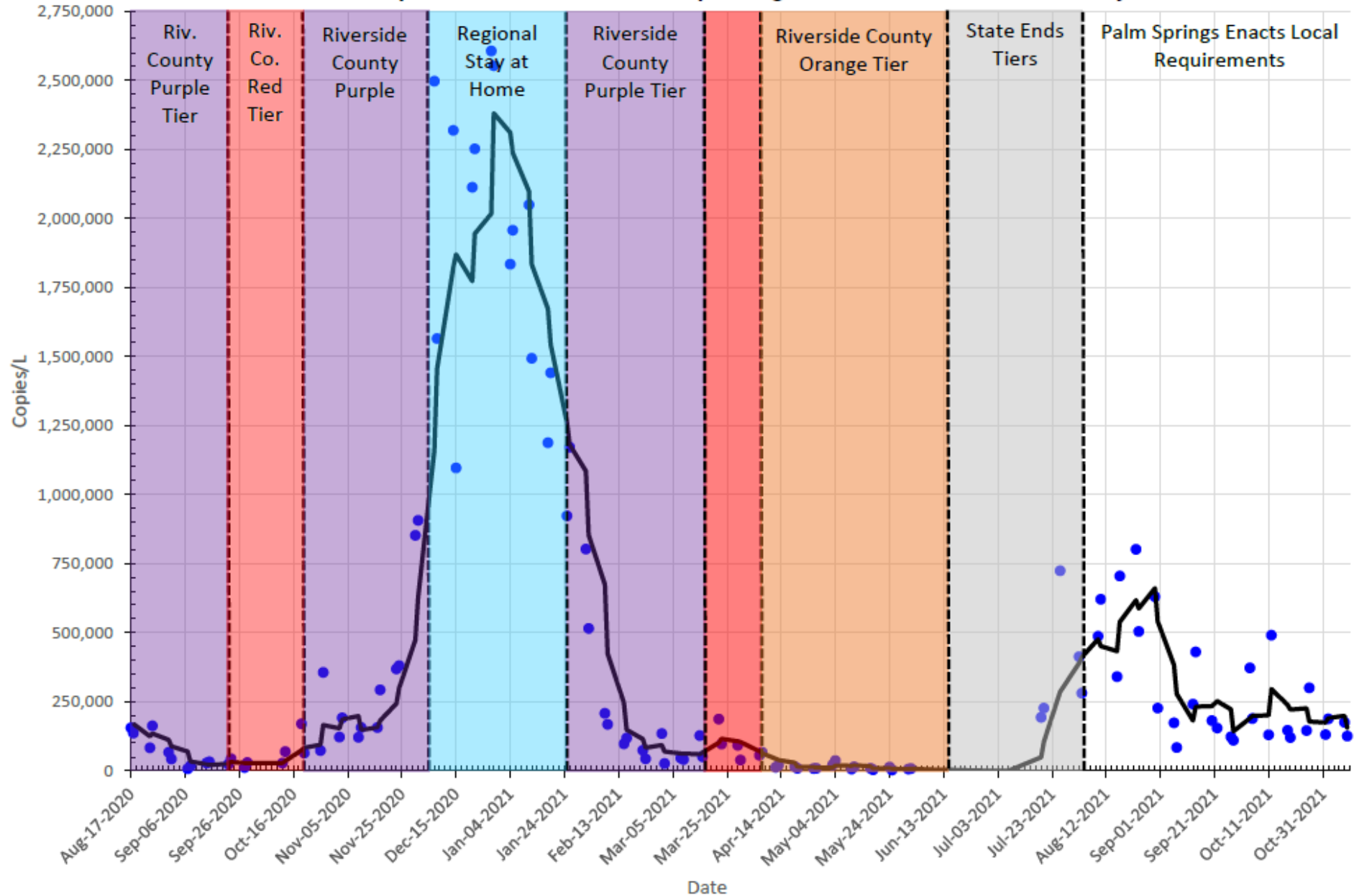
	Palm Springs	Cathedral City	Desert Hot Springs	Rancho Mirage	Palm Desert	Indian Wells	La Quinta	Indio	Coachella
Total cases / deaths	4770 / 136	8388 / 129	5149 / 83	1418 / 53	5062 / 131	246 / 8	4447 / 69	14,544/243	8628 / 108
11/9 to 11/15	33 / 0	29 / 0	33 / 0	11 / 0	46 / 0	3 / 1	35 / 2	98 / 0	36 / 2



# City of Palm Springs Wastewater Treatment Plant

## SARS-CoV-2 Concentration - Number of Viral Copies per Liter of Wastewater

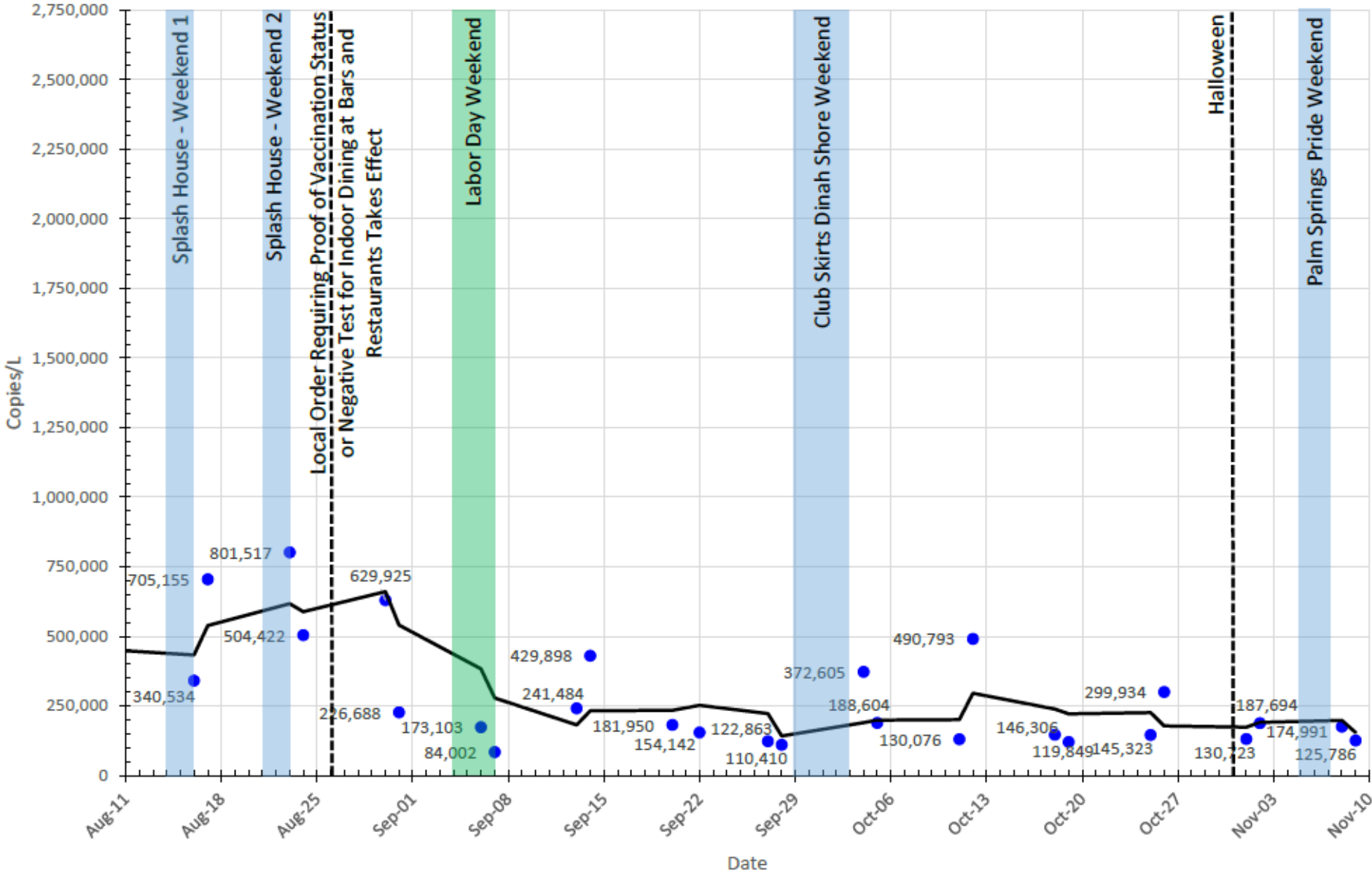
### Data Compared to California Reopening Tiers for Riverside County



# City of Palm Springs Wastewater Treatment Plant

## SARS-CoV-2 Concentration - Number of Viral Copies per Liter of Wastewater

### Last 90 Days



DATE	VIRAL LOAD
9/27/2021	122,863
9/28/2021	110,410
10/4/2021	372,605
10/5/2021	188,604
10/11/2021	130,076
10/12/2021	490,793
10/18/2021	146,306
10/19/2021	119,849
10/25/2021	145,323
10/26/2021	299,934
11/1/2021	130,723
11/2/2021	187,694
11/8/2021	174,991
11/9/2021	125,786



## Sample Data Report

COVID-19 testing in wastewater 2.0

Report Generated: 11/12/2021

Account Name: Veolia - City of Palm Springs

Account No: 33

GTID: 15833

Internal Location ID:

### Customer Provided Information:

Location Identifier: Palm Springs WWTP  
 Sample Collection Date: 11/9/2021 9:00:00 AM to 11/10/2021 8:00:00 AM  
 Sampling Method: Flow-proportional 24-hr composite  
 Average influent flow over sample period (MGD): 5.063

### SARS-CoV-2 in Sample

**DETECTED**

Viral Copies per Liter of Wastewater (recovery adjusted) 125,786 copies/L

### Estimated COVID-19 Disease Prevalence\*

**1,217 cases\*\***

2.77 % prevalence rate\*\*

Cases Estimation Range = 639 to 2,836 cases

Prevalence Rate Estimation Range = 1.45 to 6.45 %

\*Estimated COVID-19 Disease Prevalence values are calculated using the model published in 'Wastewater SARS-CoV-2 Concentration and Loading Variability from Grab and 24-hour compositive samples' by Curtis, et al in medrxiv (2020).

\*\*Disclaimer: This is an estimate. Several assumptions must be made to calculate disease prevalence from this data including viral shedding rates in feces of people infected with COVID-19 of which there is considerable uncertainty within the scientific community.

*We stress that the best use of this data is to monitor 'Viral Copies/L' over time for trend analysis.*

DATE	Estimated Cases
9/27/2021	1,025
9/28/2021	615
10/4/2021	409
10/5/2021	362
10/11/2021	532
10/12/2021	2,465
10/18/2021	807
10/19/2021	477
10/25/2021	1,036
10/26/2021	1,575
11/1/2021	1,684
11/2/2021	1,082
11/8/2021	2,109
11/9/2021	1,217