

# DISTRICT FOUR - WEEKLY COVID-19 REPORT

**TOTAL CASES**

**69,001**

Incarcerated = 3,313

**NEW WEEKLY CASES**

**556**

Incarcerated = 0

*\*Includes 7-day lag*

**TOTAL DEATHS**

**1,184**

Incarcerated = 4

**NEW WEEKLY DEATHS**

**0**

Incarcerated = 0

*\*Includes 7-day lag*

**DOUBLING TIME**

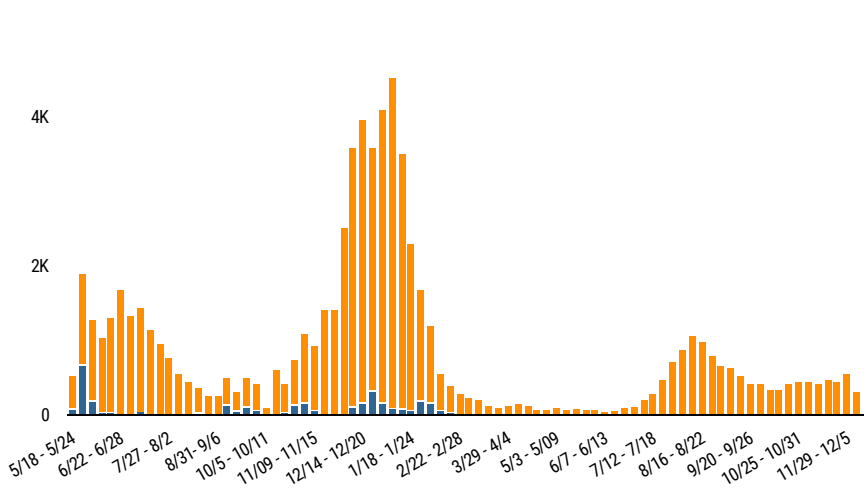
**345.1**

(7-day average)

*\*Does not include incarcerated*

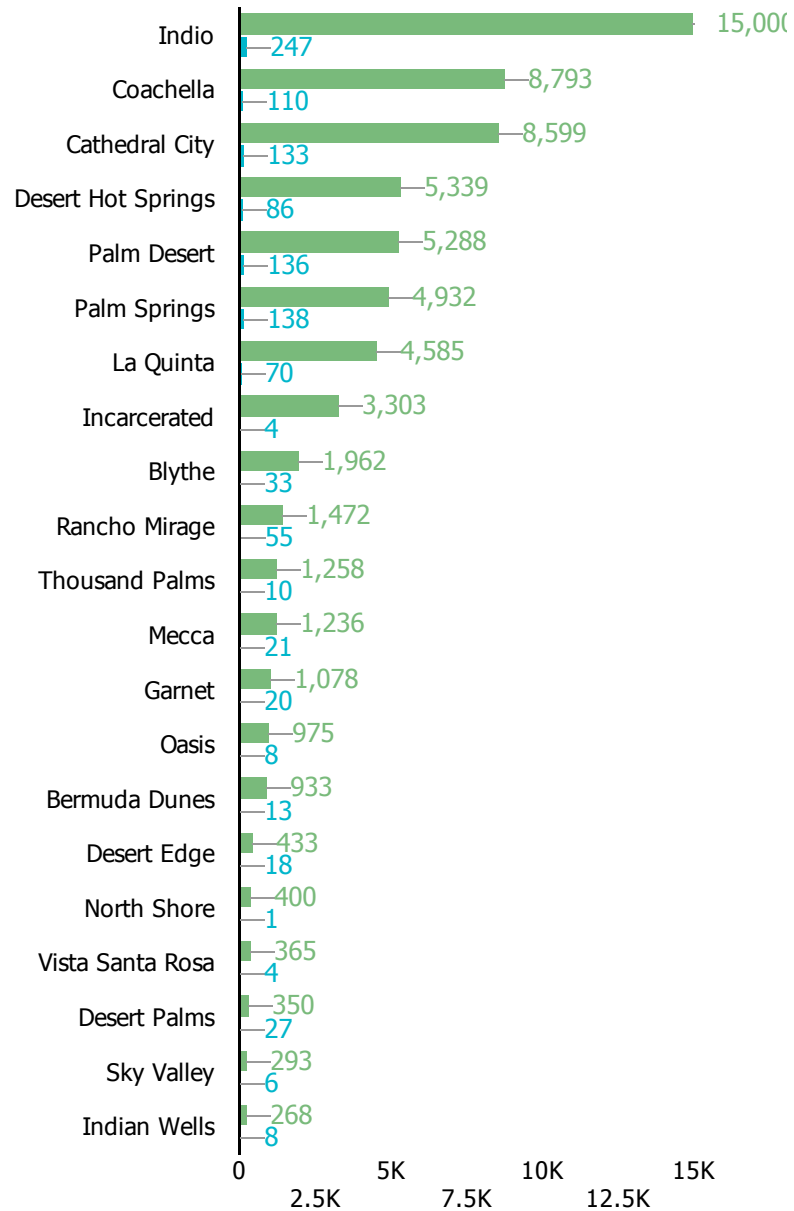
## COVID-19 Cases by Week

Total Incarcerated Cases Total Cases



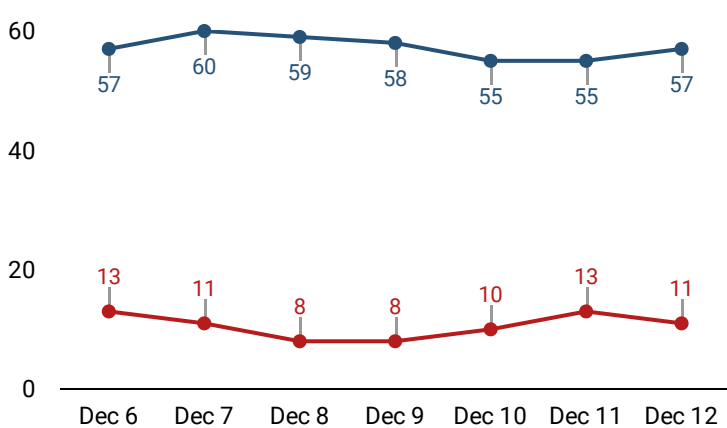
*\*Most recent week's data is preliminary and subject to change\**

## Total Cases and Deaths by City/Community



## COVID-19 Daily ICU/Hospitalizations

Confirmed ICU Confirmed Hospitalizations



## COVID - 19 TESTING

Total Tests	Positivity Rate (Overall)	Total Tests per Capita	New Tests (Weekly)	Positivity Rate (Weekly)
880,556	9.1%	1.9K <i>(tests/1,000 people)</i>	14,201	5.2%

*\*Does not include incarcerated populations. Testing totals and calculations include repeat testers.  
\*New Weekly Tests/Weekly Positivity Rates based on previous week as results may take 3-5 days*

## COVID - 19 VACCINATIONS

**Fully Vaccinated**

**66.4%**

*\*Totals do not include cases with missing geographic locations  
\*Cities/Communities with populations less than 2,000 are not included  
\*Weekly Case/Death counts reflect previous week's data as current week's case/death counts are preliminary and subject to change.*