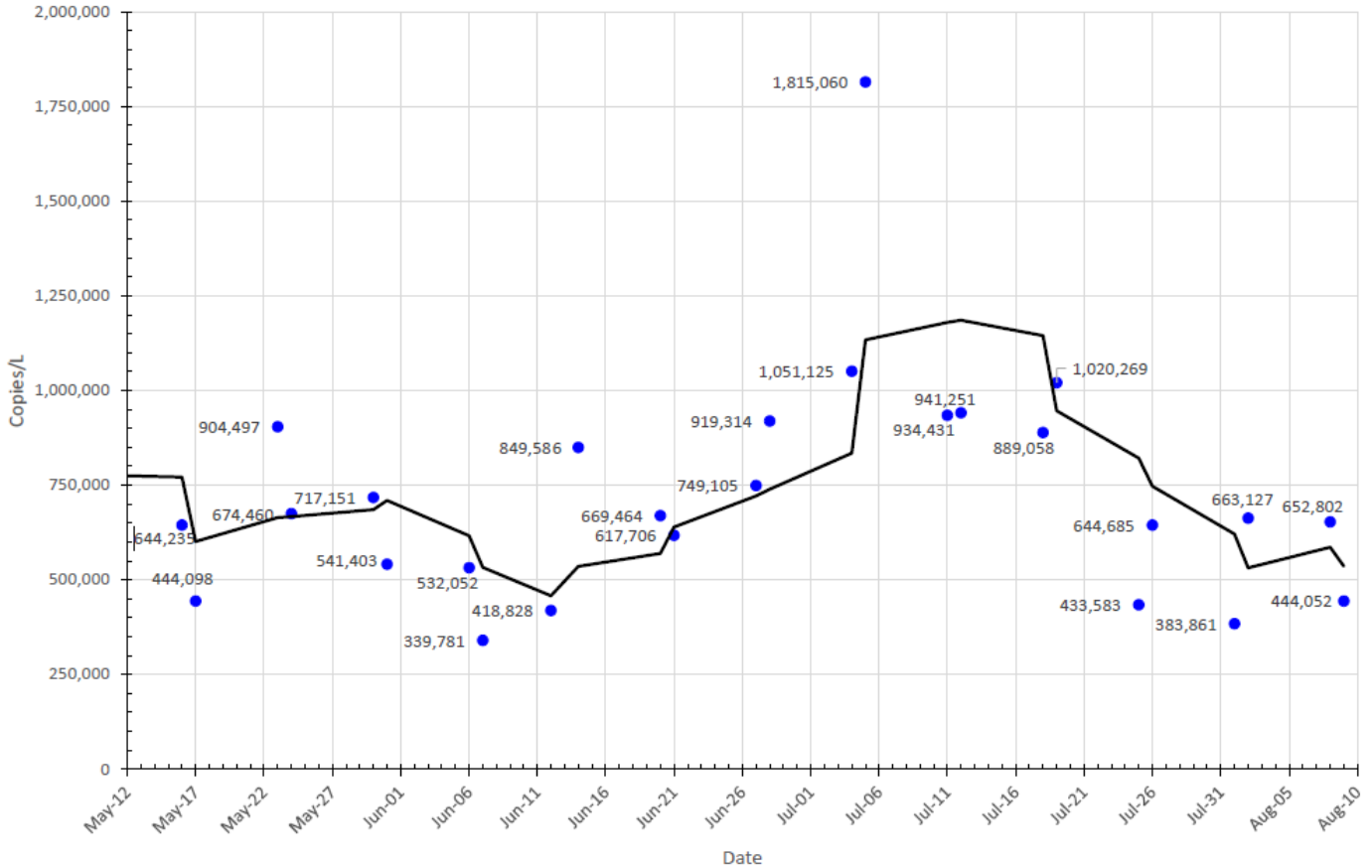


Palm Springs Wastewater Treatment Plant COVID-19 Testing Test Results from August 8 & 9, 2022

Palm Springs is one of many agencies voluntarily sampling its wastewater for the detection of SARS-CoV-2. To do the test, the City takes 24-hour composite samples from the wastewater treatment plant and sends them via dry ice to GT Molecular, a testing laboratory in Fort Collins, Colorado, for analysis.

**City of Palm Springs Wastewater Treatment Plant
SARS-CoV-2 Concentration - Number of Viral Copies per Liter of Wastewater
Last 90 Days**



The average number of copies/L recorded at the City’s wastewater treatment plant has increased. The average of 523,494 copies/L from the previous week went up to an average of 548,427 copies/L for August 8 & 9, 2022.

Regarding Highly Transmissible Variants of Concern:

The lab is testing for variants and subvariants of concern. It does this by identifying associated signature mutations in the genes that encode the spike protein of the virus.

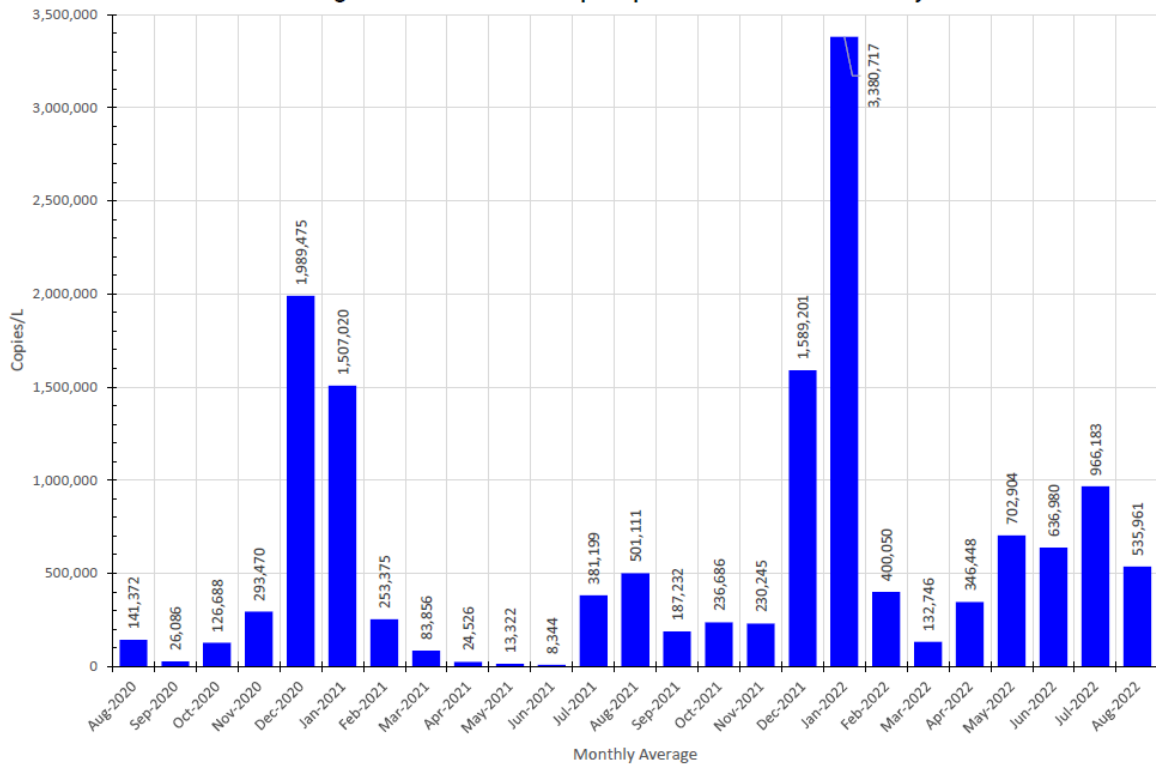
While the BA.2.12.1 subvariant continues to be present in the wastewater samples collected at the Palm Springs Wastewater Treatment Plant, the Omicron BA.5 subvariant appears to be the dominant subvariant circulating in the community.

Tracking Omicron subvariants

Date	%BA.2.12.1	% BA.4	%BA.5
7/11/22	11.4%	10.6%	75.7%
7/12/22	9.1%	9.3%	76.6%
7/18/22	5.8%	3.3%	86.4%
7/19/22	3.8%	4.5%	88.9%
7/25/22	0%	5.0%	88.9%
7/26/22	3.6%	9.3%	88.0%
8/1/22	1.9%	4.2%	39.9%
8/2/22	0%	5.3%	90.9%
8/8/22	7.4%	1.1%	90.0%
8/9/22	0.8%	1.5%	94.6%

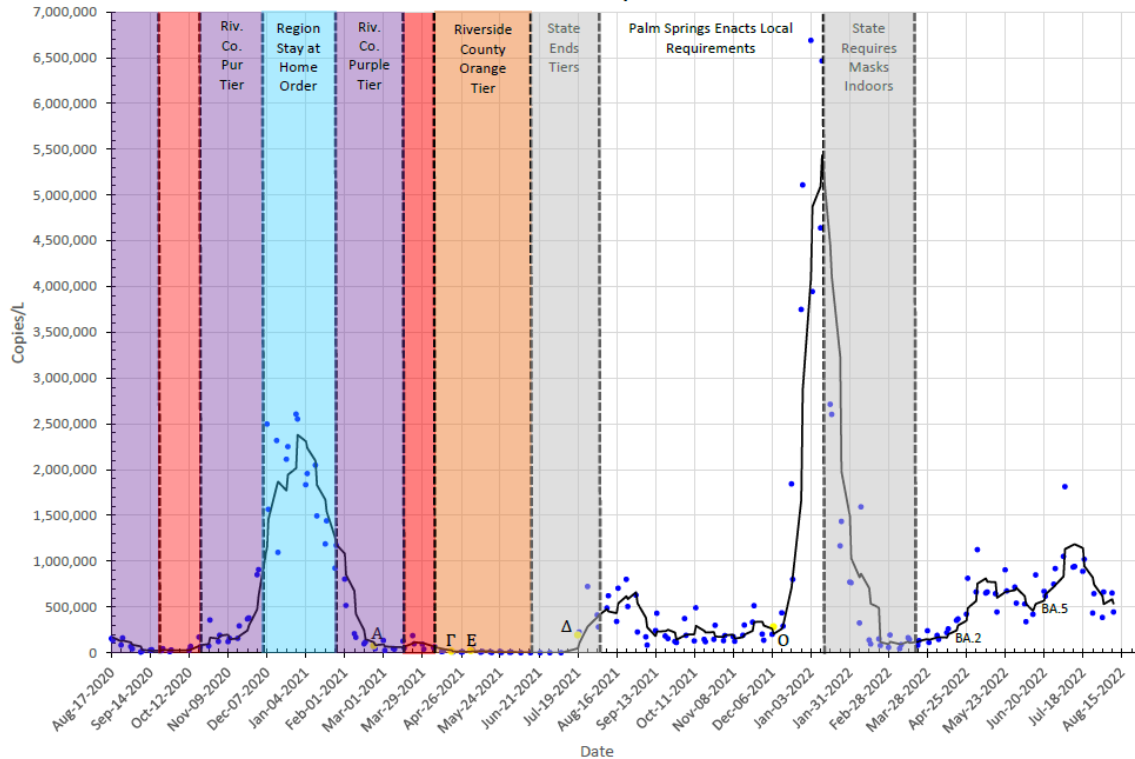
Monthly Averages: Here are the monthly averages since we started testing in August 2020

City of Palm Springs Wastewater Treatment Plant
SARS-CoV-2 Concentration
Average Number of Viral Copies per Liter of Wastewater by Month



Full Data: Here is a historical look at the data we've collected throughout the pandemic.

City of Palm Springs Wastewater Treatment Plant SARS-CoV-2 Concentration Data
Compared to California Reopening Tiers for Riverside County, State Requirements and
Local Requirements



City of Palm Springs Wastewater Treatment Plant SARS-CoV-2 Concentration - Number of Viral Copies per Liter of Wastewater Comparison of the Last 30 Days to the Same Period in 2021

