

Neighborhood	Household	Dec 2017 VR Count	Dec 2018 VR Count	Dec 2019 VR Count	Dec 2020 VR Count	2021 VR Count	2.1.22 VR Count	7.28.22 VR Count	Sparkline	Total Unit Change	% Change	%VR to HH	
Gene Autry		608	45	54	63	66	91	93	108		63	140.00	17.76
Demuth Park		683	38	47	61	66	91	89	101		63	165.79	14.79
Vista Norte		1069	81	81	99	106	120	124	143		62	76.54	13.38
Desert Park Estates		465	44	52	68	79	93	98	102		58	131.82	21.94
Racquet Club Estates		540	153	155	174	180	189	198	208		55	35.95	38.52
Ranch Club Estates		360	32	37	48	51	63	58	64		32	100.00	17.78
Sunrise Park		705	96	102	101	112	119	122	125		29	30.21	17.73
Movie Colony East		773	139	137	143	138	161	149	166		27	19.42	21.47
Upper Westside		1247	32	28	30	32	46	48	55		23	71.88	4.41
Racquet Club West		858	74	87	101	92	98	95	97		23	31.08	11.31
Tahquitz Creek Golf		1150	51	42	47	47	60	61	71		20	39.22	6.17
Tahquitz River Estates		613	106	102	119	113	126	128	126		20	18.87	20.55
Little Tuscany		690	51	48	48	53	60	60	68		17	33.33	9.86
Twin Palms		329	73	75	83	78	90	91	90		17	23.29	27.36
El Mirador		158	23	22	27	27	33	33	37		14	60.87	23.42
Oasis del Sol		562	42	40	43	40	52	53	56		14	33.33	9.96
Desert Highland/Gateway		480	1	1	1	3	9	10	11		10	1000.00	2.29
Deepwell Estates		451	57	51	58	57	64	63	66		9	15.79	14.63
Lawrence Crossley		79	2	2	4	8	9	10	11		9	450.00	13.92
The Mesa		277	30	35	34	33	34	32	37		7	23.33	13.36
Andreas Hills		753	12	13	16	15	17	18	19		7	58.33	2.52
Little Beverly Hills		178	18	18	23	24	24	27	25		7	38.89	14.04
El Rancho Vista Estates		114	25	24	28	25	26	27	31		6	24.00	27.19
Melody Ranch		826	4	4	4	7	10	10	10		6	150.00	1.21
Sonora Sunrise		1678	80	56	68	65	76	76	85		5	6.25	5.07
Araby Commons		732	14	14	15	15	14	15	19		5	35.71	2.60
Sunmor		142	35	37	40	42	40	42	40		5	14.29	28.17
The Movie Colony		199	30	31	30	33	33	43	34		4	13.33	17.09
Warm Sands		479	48	45	46	42	43	44	50		2	4.17	10.44
Los Compadres		516	42	28	32	32	38	44	44		2	4.76	8.53
Canyon Palms		445	6	7	7	6	5	5	7		1	16.67	1.57
Rogers Ranch		431	8	6	4	6	7	7	9		1	12.50	2.09
Araby Cove		109	6	6	15	7	7	7	7		1	16.67	6.42
Four Seasons		538	0	0	0	0	0	0	0		0	0.00	0.00
Escena		587	0	0	1	0	0	0	0		0	0.00	0.00
Gateway		584	1	1	1	1	1	1	1		0	0.00	0.17
Whitewater Club		211	5	3	2	2	4	5	5		0	0.00	2.37
Canyon Corridor		1063	10	6	7	10	9	11	10		0	0.00	0.94
West Gate PS		319	1	0	0	0	0	0	0		-1	-100.00	0.00
Rimrock		61	1	0	0	0	0	0	0		-1	-100.00	0.00
Vista Las Palmas		419	70	73	77	73	71	72	69		-1	-1.43	16.47
Mountain Gate		509	2	1	0	0	0	0	0		-2	-100.00	0.00
Old Las Palmas		408	41	39	41	53	37	37	38		-3	-7.32	9.31
Indian Canyons		452	56	56	57	57	56	55	53		-3	-5.36	11.73
Midtown		1036	57	50	52	47	49	49	51		-6	-10.53	4.92
Baristo		1147	31	24	25	22	24	25	25		-6	-19.35	2.18
Historic Tennis Club		518	25	24	22	19	18	18	16		-9	-36.00	3.09
N/A		7782	71	49	38	42	51	45	55		-16	-22.54	0.71
Palm Springs Villa II		461	19	1	1	0	0	0	0		-19	-100.00	0.00
Total	34794		1888	1814	2004	2026	2268	2298	2445				

Exhibit 1

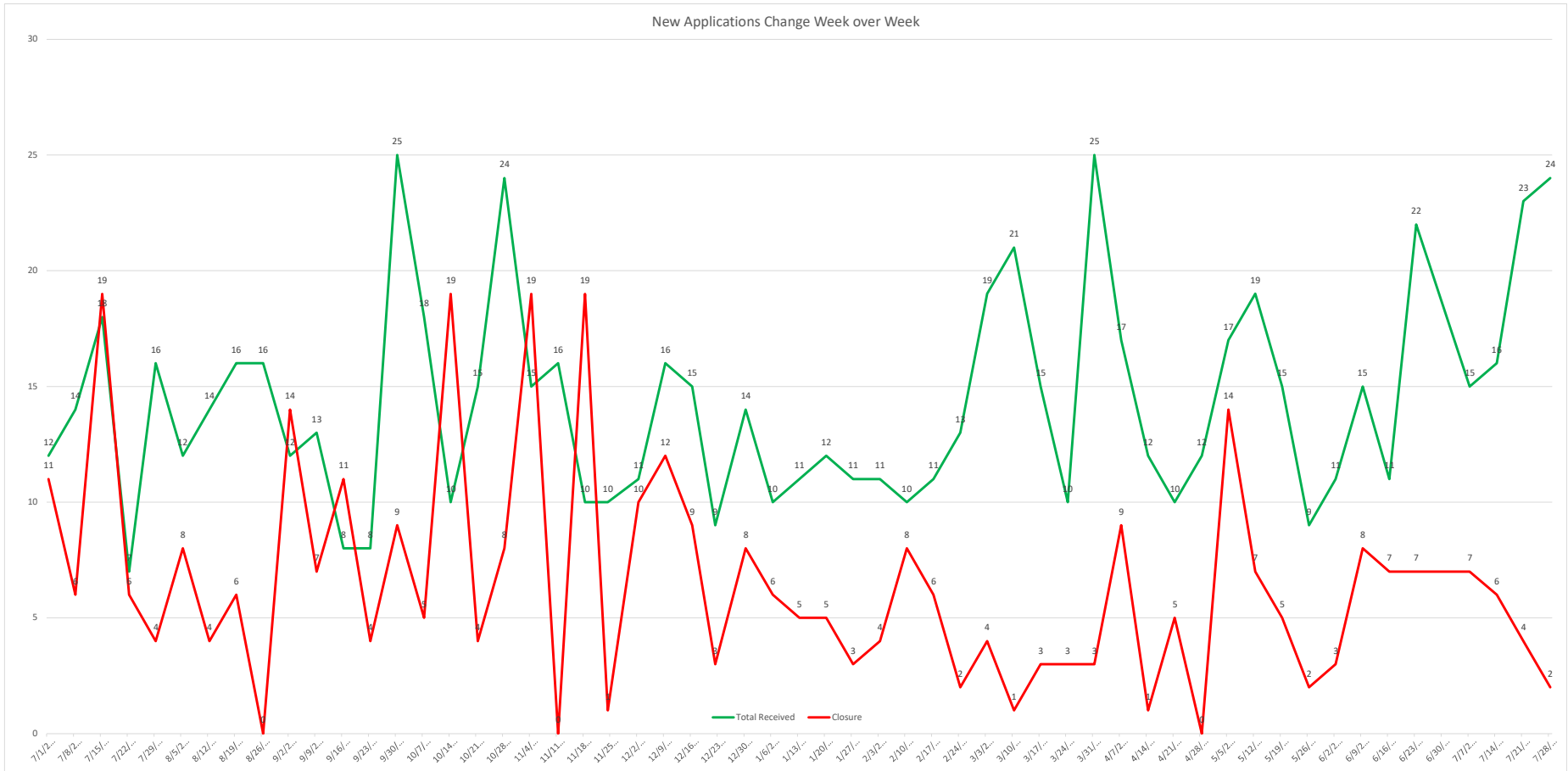


Exhibit 2

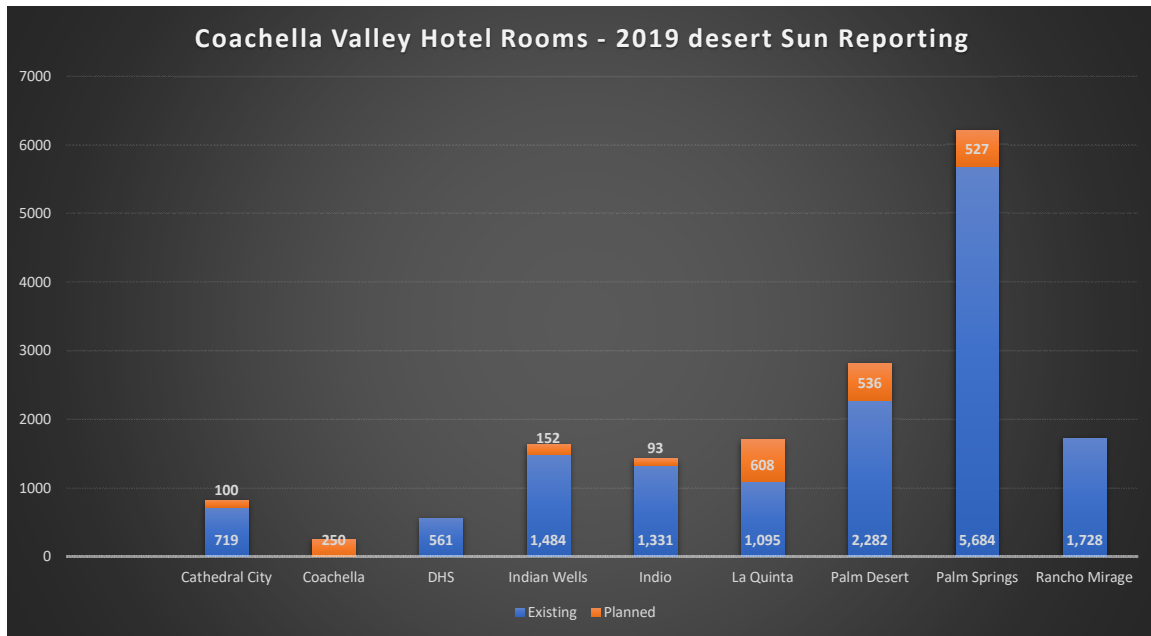
Status	Active
Property Type	(Multiple Items)

Count of HOA Mgmt Co	Column Labels				Grand Total
Row Labels	1	2	3	4	Grand Total
247 W Stevens HOA	1	1			2
Club Condominiums	3	4	1		8
Coco Cabana	3	4	1		8
Colony Palms		1			1
Desert Seville HOA		1			1
Estados South	1	1	3		5
Little Tuscany Townhouse Two		1			1
Los Pueblos Association		6	4		10
Mesquite CC	9	64			73
Mountain Shadows		1	11	2	14
Oasis Villa		9			9
Oceo Master & Condo Assoc			1		1
Ocotillo Lodge	43		1		44
Palm 2150		2	2		4
Palm Canyon Villas	4	21	1		26
Palm Murray HOA		2			2
Palm Springs Biarritz	25				25
Palm Springs Biltmore	1	1			2
Palm Springs Country Club			1		1
Palm Springs Deauville	10	2			12
Palm Springs Villa Hermosa	3	1			4
Palm Springs Villas I	3				3
Plaza Villas	8	20			28
Racquet Club Colony	2				2
Racquet Club Cottages West	1	5			6
Racquet Club Garden Villas	2				2
Ranch Club Palm Estates		4	1		5
Rancho El Mirador		2			2
Sandstone Villas	2	5			7
Sophia HOA	1	2			3
Sundance II		7	1		8
Sundance Villas		10	1		11
Sunkist Villas		2			2
Sunrise Racquet Club		4			4
The Desert Star	6				6
The Palms		1	1		2
Vacation Internationale		1			1
Ventana Del Sol	8		1		9
Villas de Las Flores		8			8
Zanjero Residences, Inc			1		1
Pending Entry	6	5	3		14
Grand Total	142	199	34	2	377

		Total Beds
Condo HOA Count	40	
Total 1 Bedroom	142	142
Total 2 Bedroom	199	398
Total 3 Bedroom	34	102
Total 4 Bedroom	2	8
Total VR Condo	377	
Total VR Condo Beds	650	

Exhibit 3

Coachella Valley Hotel Room	Existing	Planned
Cathedral City	719	100
Coachella		250
DHS	561	
Indian Wells	1,484	152
Indio	1,331	93
La Quinta	1,095	608
Palm Desert	2,282	536
Palm Springs	5,684	527
Rancho Mirage	1,728	
Total	14,884	2,266



Row Labels	Count of ClassCodeDescription
Apartment 11 - 20 Units	79
Apartment 21 - 40 Units	19
Apartment 41 - 60 Units	18
Apartment 5 - 10 Units	296
Apartment 61 - 100 Units	34
Apartment Over 100 Units	75
Commercial/Residential Mixed Use	11
Condo or PUD	9925
CT-Apartment	2
CT-Apartment - Restricted	10
Duplex	23
Factory Built SFD	49
Fourplex	131
HOMESITE/< 1 ACRE	681
HOMESITE/10-49.9 ACRES	1
HOMESITE/1-4.9 ACRES	15
HOMESITE/5-9.99 ACRES	4
MA-Residential Condominium	78
MA-Single Family Dwelling	34
PI-Apartment 41 - 60 Units	10
PI-Apartment Over 100 Units	14
PI-CT-Apartment	7
PI-Duplex	2
PI-HOMESITE/< 1 ACRE	7
PI-Manufactured Home Park	15
PI-Residential Condominium	3988
PI-Single Family Dwelling	1114
Residential Exceptional	66
SFD with Secondary Unit(s)	269
Single Family Dwelling	12893
Triplex	95
Grand Total	29965

SFD	15126
Condo	13913
Duplex	25

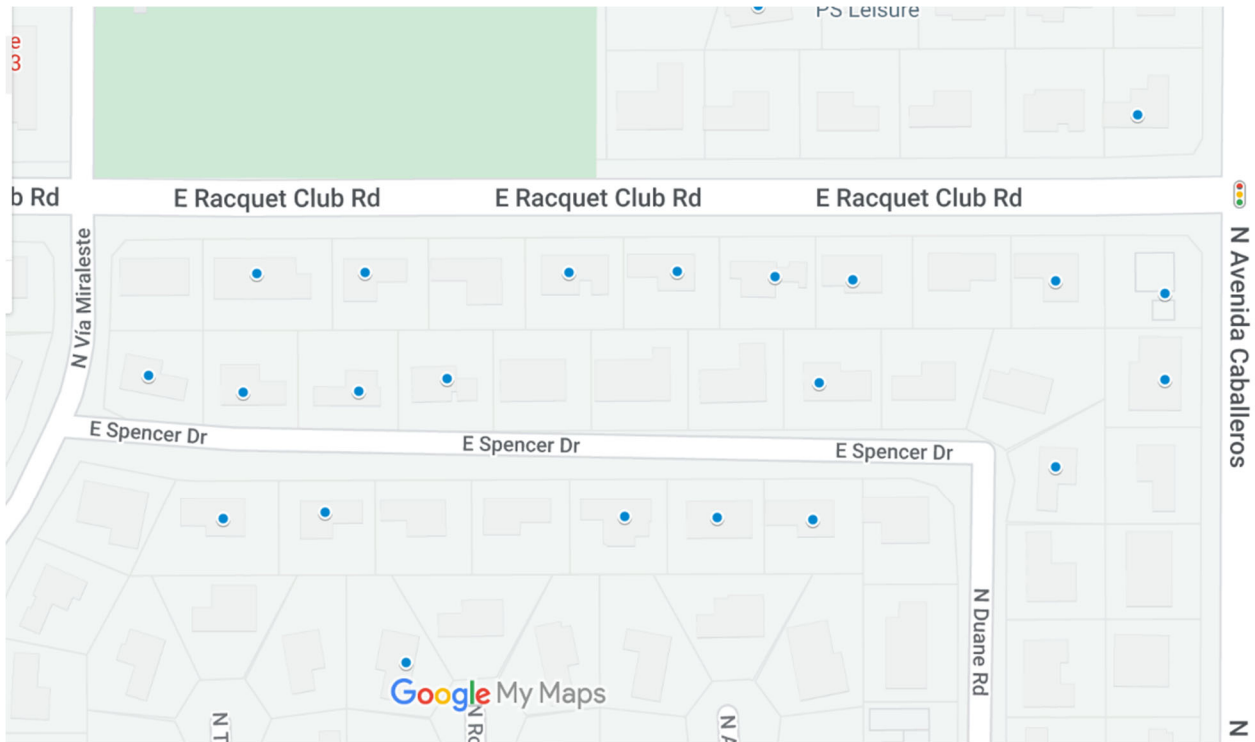
	VR Count	2,245
	Condo Count	377
	Household Count	VR % 7.28.22
Census	38,277	5.87%
SFR	15,126	12.35%
Condo	13,913	2.71%

Exhibit 5

Neighborhood	Household	7.28.22 VR Count	%VR to HH	3%	5%	7%	8%	9%	Over/Under	10%	15%	20%
Racquet Club Estates	540	208	38.52	16.2	27	37.8	43.2	48.6	-159.4	54	81	108
Sunmor	142	40	28.17	4.26	7.1	9.94	11.36	12.78	-27.22	14.2	21.3	28.4
Twin Palms	329	90	27.36	9.87	16.45	23.03	26.32	29.61	-60.39	32.9	49.35	65.8
El Rancho Vista Estates	114	31	27.19	3.42	5.7	7.98	9.12	10.26	-20.74	11.4	17.1	22.8
El Mirador	158	37	23.42	4.74	7.9	11.06	12.64	14.22	-22.78	15.8	23.7	31.6
Desert Park Estates	465	102	21.94	13.95	23.25	32.55	37.2	41.85	-60.15	46.5	69.75	93
Movie Colony East	773	166	21.47	23.19	38.65	54.11	61.84	69.57	-96.43	77.3	115.95	154.6
Tahquitz River Estates	613	126	20.55	18.39	30.65	42.91	49.04	55.17	-70.83	61.3	91.95	122.6
Ranch Club Estates	360	64	17.78	10.8	18	25.2	28.8	32.4	-31.6	36	54	72
Gene Autry	608	108	17.76	18.24	30.4	42.56	48.64	54.72	-53.28	60.8	91.2	121.6
Sunrise Park	705	125	17.73	21.15	35.25	49.35	56.4	63.45	-61.55	70.5	105.75	141
The Movie Colony	199	34	17.09	5.97	9.95	13.93	15.92	17.91	-16.09	19.9	29.85	39.8
Vista Las Palmas	419	69	16.47	12.57	20.95	29.33	33.52	37.71	-31.29	41.9	62.85	83.8
Demuth Park	683	101	14.79	20.49	34.15	47.81	54.64	61.47	-39.53	68.3	102.45	136.6
Deepwell Estates	451	66	14.63	13.53	22.55	31.57	36.08	40.59	-25.41	45.1	67.65	90.2
Little Beverly Hills	178	25	14.04	5.34	8.9	12.46	14.24	16.02	-8.98	17.8	26.7	35.6
Lawrence Crossley	79	11	13.92	2.37	3.95	5.53	6.32	7.11	-3.89	7.9	11.85	15.8
Vista Norte	1069	143	13.38	32.07	53.45	74.83	85.52	96.21	-46.79	106.9	160.35	213.8
The Mesa	277	37	13.36	8.31	13.85	19.39	22.16	24.93	-12.07	27.7	41.55	55.4
Indian Canyons	452	53	11.73	13.56	22.6	31.64	36.16	40.68	-12.32	45.2	67.8	90.4
Racquet Club West	858	97	11.31	25.74	42.9	60.06	68.64	77.22	-19.78	85.8	128.7	171.6
Warm Sands	479	50	10.44	14.37	23.95	33.53	38.32	43.11	-6.89	47.9	71.85	95.8
Oasis del Sol	562	56	9.96	16.86	28.1	39.34	44.96	50.58	-5.42	56.2	84.3	112.4
Little Tuscany	690	68	9.86	20.7	34.5	48.3	55.2	62.1	-5.9	69	103.5	138
Old Las Palmas	408	38	9.31	12.24	20.4	28.56	32.64	36.72	-1.28	40.8	61.2	81.6
Los Compadres	516	44	8.53	15.48	25.8	36.12	41.28	46.44	2.44	51.6	77.4	103.2
Araby Cove	109	7	6.42	3.27	5.45	7.63	8.72	9.81	2.81	10.9	16.35	21.8
Tahquitz Creek Golf	1150	71	6.17	34.5	57.5	80.5	92	103.5	32.5	115	172.5	230
Sonora Sunrise	1678	85	5.07	50.34	83.9	117.46	134.24	151.02	66.02	167.8	251.7	335.6
Midtown	1036	51	4.92	31.08	51.8	72.52	82.88	93.24	42.24	103.6	155.4	207.2
Upper Westside	1247	55	4.41	37.41	62.35	87.29	99.76	112.23	57.23	124.7	187.05	249.4
Historic Tennis Club	518	16	3.09	15.54	25.9	36.26	41.44	46.62	30.62	51.8	77.7	103.6
Araby Commons	732	19	2.60	21.96	36.6	51.24	58.56	65.88	46.88	73.2	109.8	146.4
Andreas Hills	753	19	2.52	22.59	37.65	52.71	60.24	67.77	48.77	75.3	112.95	150.6
Whitewater Club	211	5	2.37	6.33	10.55	14.77	16.88	18.99	13.99	21.1	31.65	42.2
Desert Highland/Gateway	480	11	2.29	14.4	24	33.6	38.4	43.2	32.2	48	72	96
Baristo	1147	25	2.18	34.41	57.35	80.29	91.76	103.23	78.23	114.7	172.05	229.4
Rogers Ranch	431	9	2.09	12.93	21.55	30.17	34.48	38.79	29.79	43.1	64.65	86.2
Canyon Palms	445	7	1.57	13.35	22.25	31.15	35.6	40.05	33.05	44.5	66.75	89
Melody Ranch	826	10	1.21	24.78	41.3	57.82	66.08	74.34	64.34	82.6	123.9	165.2
Canyon Corridor	1063	10	0.94	31.89	53.15	74.41	85.04	95.67	85.67	106.3	159.45	212.6
N/A	2052	55	2.68	61.56	102.6	143.64	164.16	184.68	129.68	205.2	307.8	410.4
Gateway	584	1	0.17	17.52	29.2	40.88	46.72	52.56	51.56	58.4	87.6	116.8
Four Seasons	538	0	0.00	16.14	26.9	37.66	43.04	48.42	48.42	53.8	80.7	107.6
Escena	587	0	0.00	17.61	29.35	41.09	46.96	52.83	52.83	58.7	88.05	117.4
West Gate PS	319	0	0.00	9.57	15.95	22.33	25.52	28.71	28.71	31.9	47.85	63.8
Rimrock	61	0	0.00	1.83	3.05	4.27	4.88	5.49	5.49	6.1	9.15	12.2
Mountain Gate	509	0	0.00	15.27	25.45	35.63	40.72	45.81	45.81	50.9	76.35	101.8
Palm Springs Villa II	461	0	0.00	13.83	23.05	32.27	36.88	41.49	41.49	46.1	69.15	92.2
Total	29064	2445	0.08	871.92	1453.2	2034.48	2325.12	2615.76		2906.4	4359.6	5812.8

Exhibit 6

100' radius from center of VR property. A reduction from 14 to 5



300' Radius from center of VR. A reduction from 21 to 3

