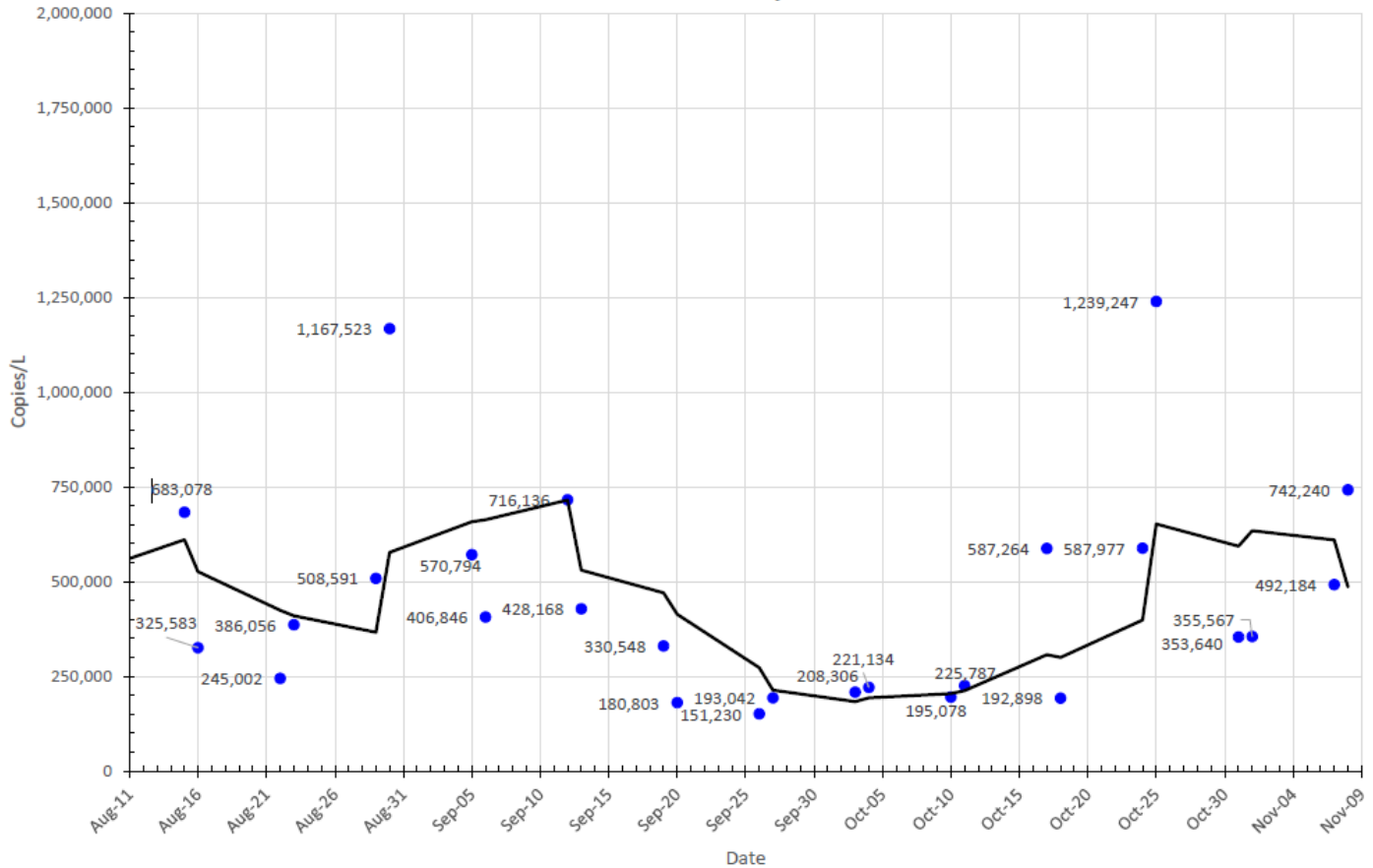


Palm Springs Wastewater Treatment Plant COVID-19 Testing Test Results from November 7 & 8, 2022

Palm Springs is one of many agencies voluntarily sampling its wastewater for the detection of SARS-CoV-2. To do the test, the City takes 24-hour composite samples from the wastewater treatment plant and sends them via dry ice to GT Molecular, a testing laboratory in Fort Collins, Colorado, for analysis.

**City of Palm Springs Wastewater Treatment Plant
SARS-CoV-2 Concentration - Number of Viral Copies per Liter of Wastewater
Last 90 Days**



The average number of copies/L recorded at the City’s wastewater treatment plant increased. The average of 354,604 copies/L from the previous week went up to an average of 617,212 copies/L for November 7 & 8, 2022. This represents a sizeable increase from the previous week.

Regarding Highly Transmissible Variants of Concern:

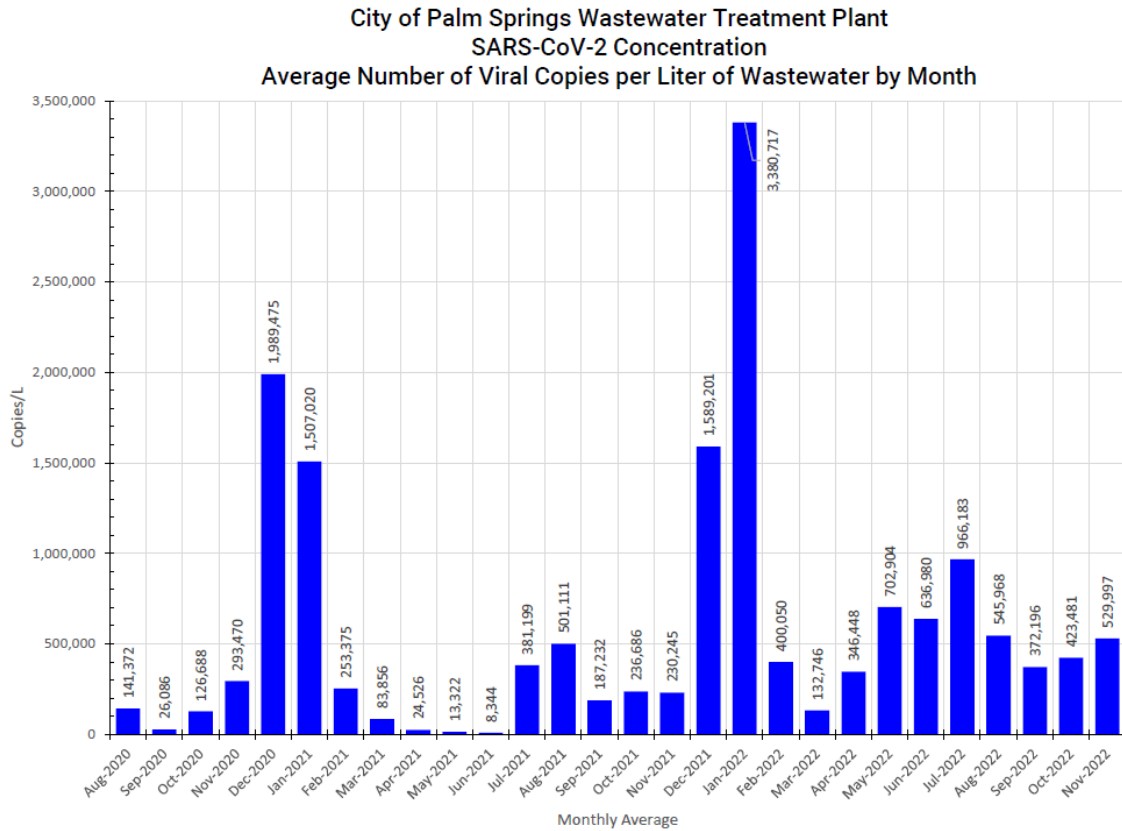
The lab is testing for variants and subvariants of concern. It does this by identifying associated signature mutations in the genes that encode the spike protein of the virus.

The Omicron BA.5 subvariant still appears to be the dominant subvariant circulating in the community.

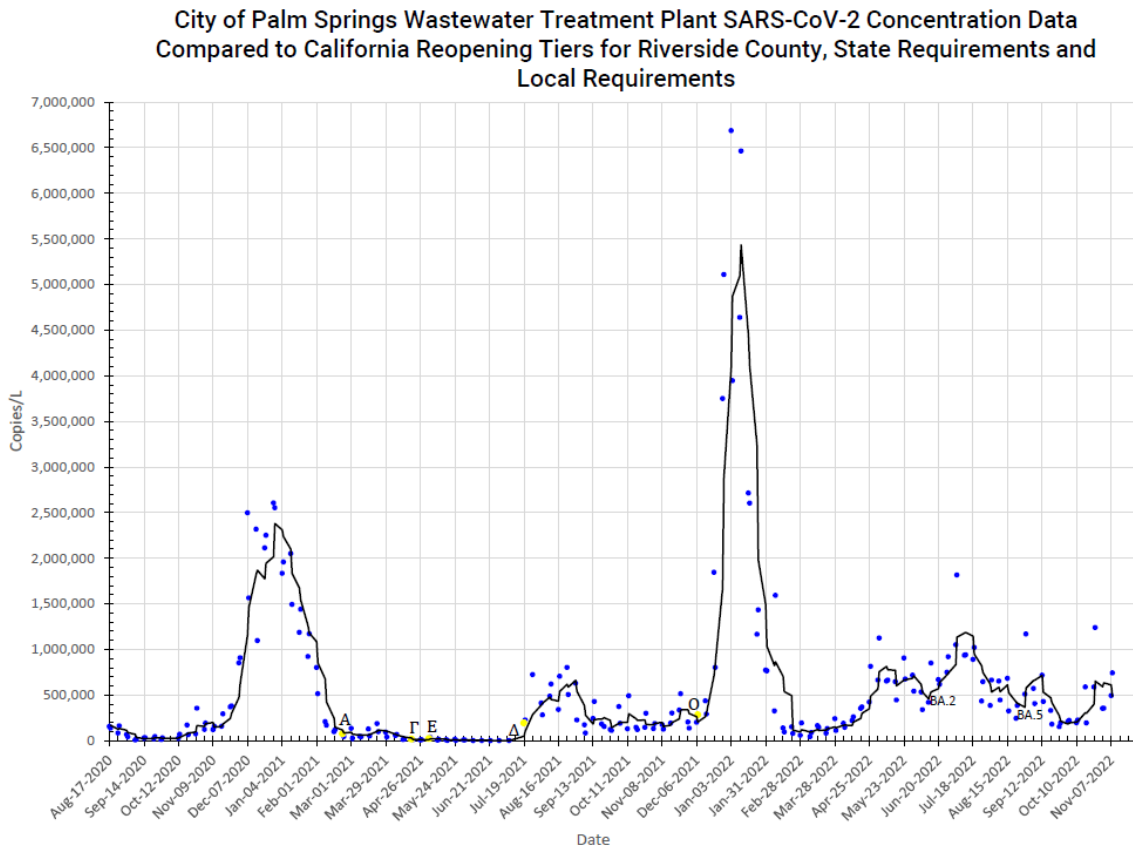
Tracking Omicron subvariants

Date	%BA.2.12.1	% BA.4	%BA.5
10/10/22	0%	1.2%	96.5%
10/11/22	0%	0.7%	100%
10/17/22	-	-	-
10/18/22	0%	1.5%	95.4%
10/24/22	0%	3.1%	90%
10/25/22	0%	0%	100%
10/31/22	05	0.9%	77.6%
11/1/22	0%	0%	98.5%
11/7/22	0%	0.3%	88%
11/8/22	0%	0.4%	91.9%

Monthly Averages: Here are the monthly averages since we started testing in August 2020

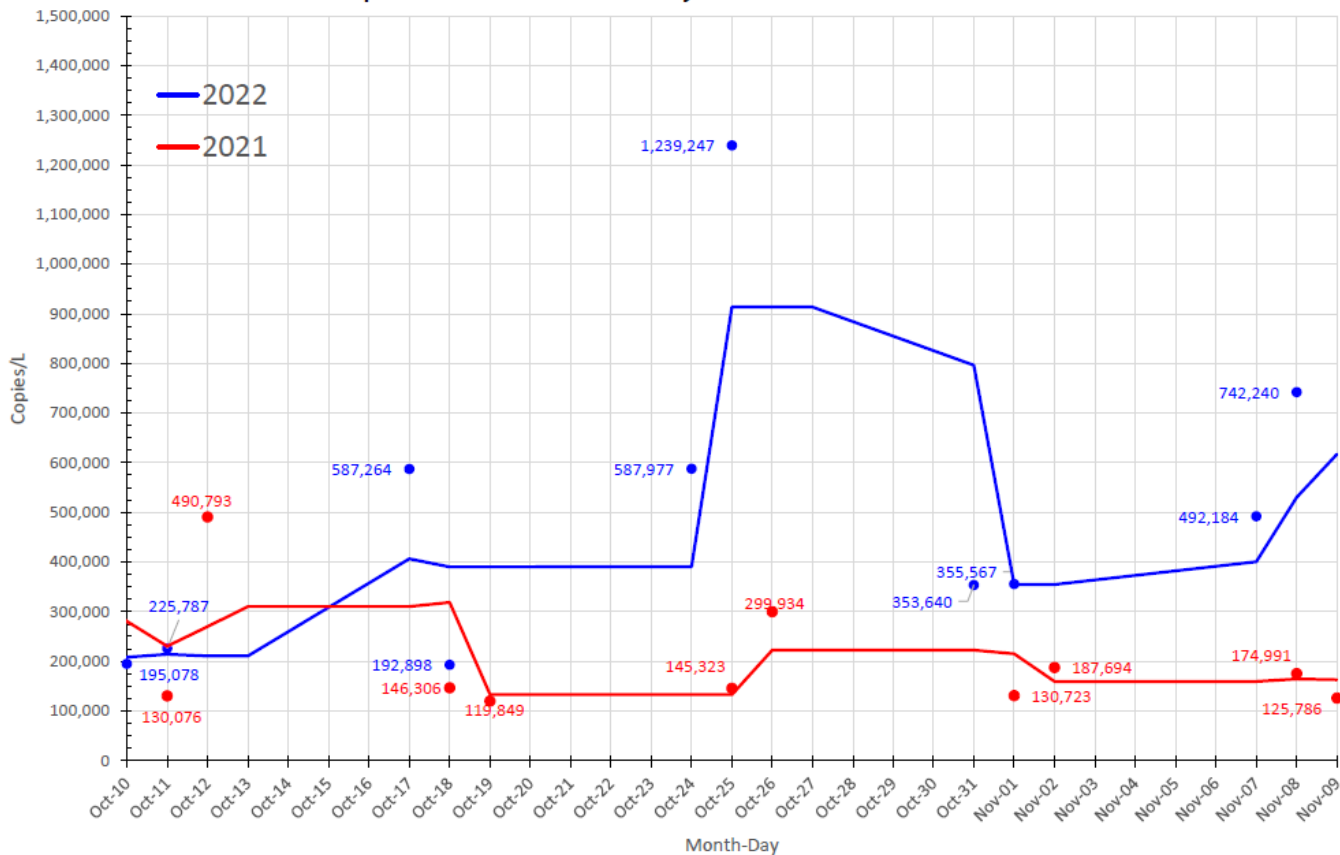


Full Data: Here is a historical look at the data we've collected throughout the pandemic.



In looking at the data for the past month, we can confirm the increasing numbers is an upward trend.

City of Palm Springs Wastewater Treatment Plant
SARS-CoV-2 Concentration - Number of Viral Copies per Liter of Wastewater
Comparison of the Last 30 Days to the Same Period in 2021



###