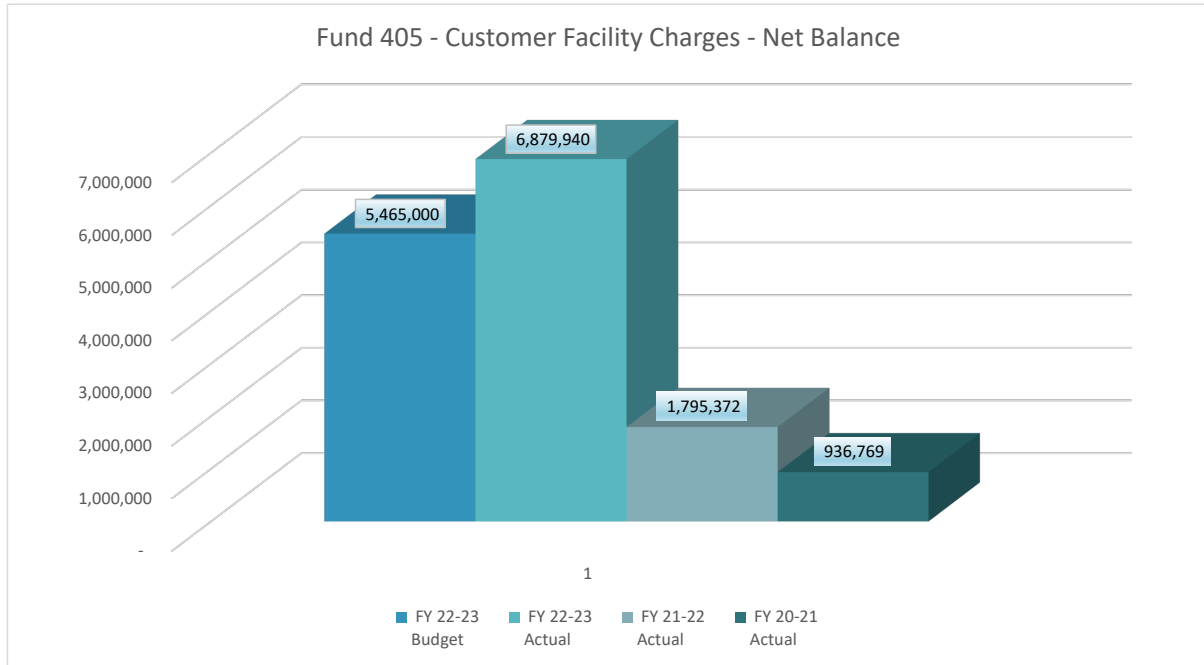


CITY OF PALM SPRINGS
 Financial Summary
 Ending April 30, 2023

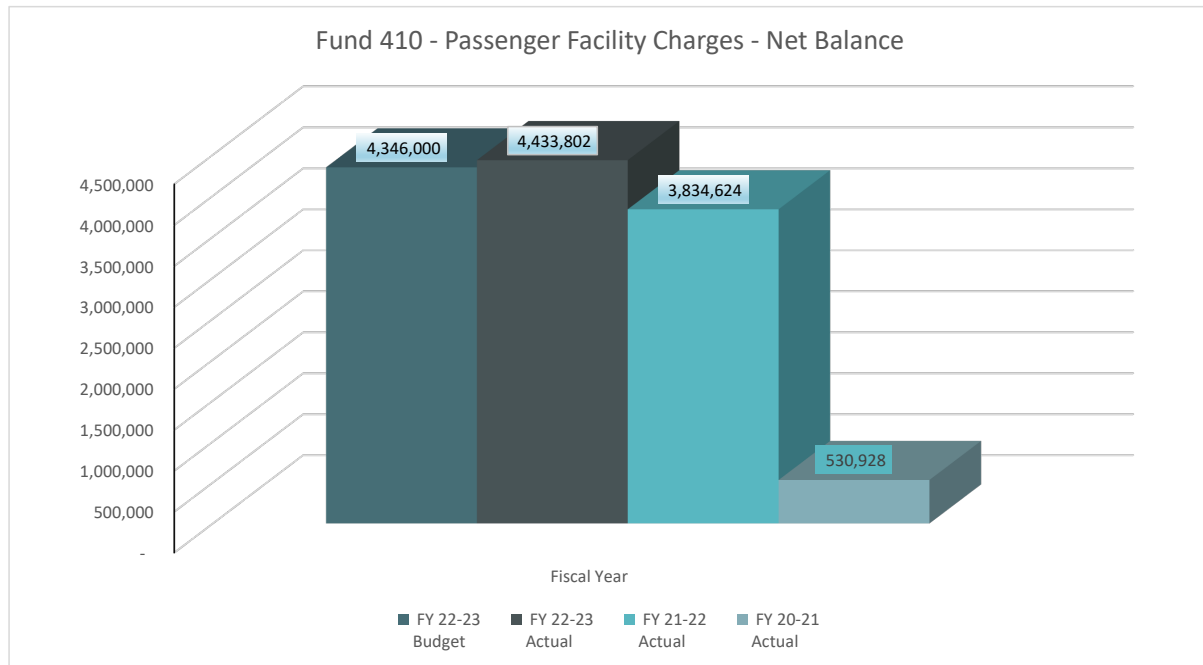
Fund 405 - Customer Facility Charges	FY 22-23 Budget	FY 22-23 Actual	FY 22-23 % Of Budget	FY 21-22 Actual	FY 20-22 vs FY 21-23 % Change	FY 20-21 Actual	FY 20-21 vs FY 21-23 % Change
Operating Revenue	7,465,000	6,879,940	92%	1,824,868	277%	1,006,641	583%
Operating Expenditures	2,000,000	-	0%	29,496	0%	69,872	0%
Net Balance	5,465,000	6,879,940	126%	1,795,372	283%	936,769	634%



CITY OF PALM SPRINGS

Financial Summary
Ending April 30, 2023

Fund 410 - Passenger Facility Charges	FY 22-23 Budget	FY 22-23 Actual	FY 22-23 % Of Budget	FY 21-22 Actual	FY 20-22 vs FY 21-23 % Change	FY 20-21 Actual	FY 20-21 vs FY 21-23 % Change
Operating Revenue	6,867,000	4,880,247	71%	4,319,044	13%	1,051,848	364%
Operating Expenditures	2,521,000	446,445	18%	484,420	-8%	520,920	-7%
Net Balance	4,346,000	4,433,802	102%	3,834,624	16%	530,928	735%

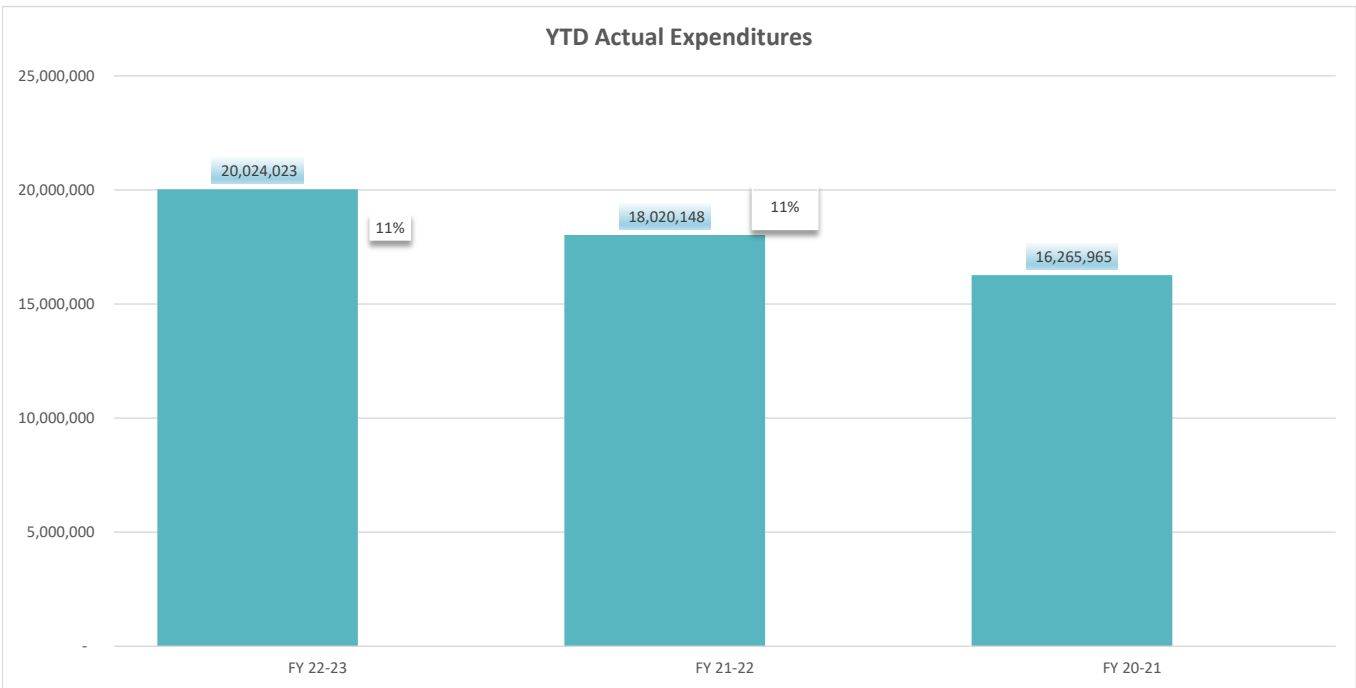
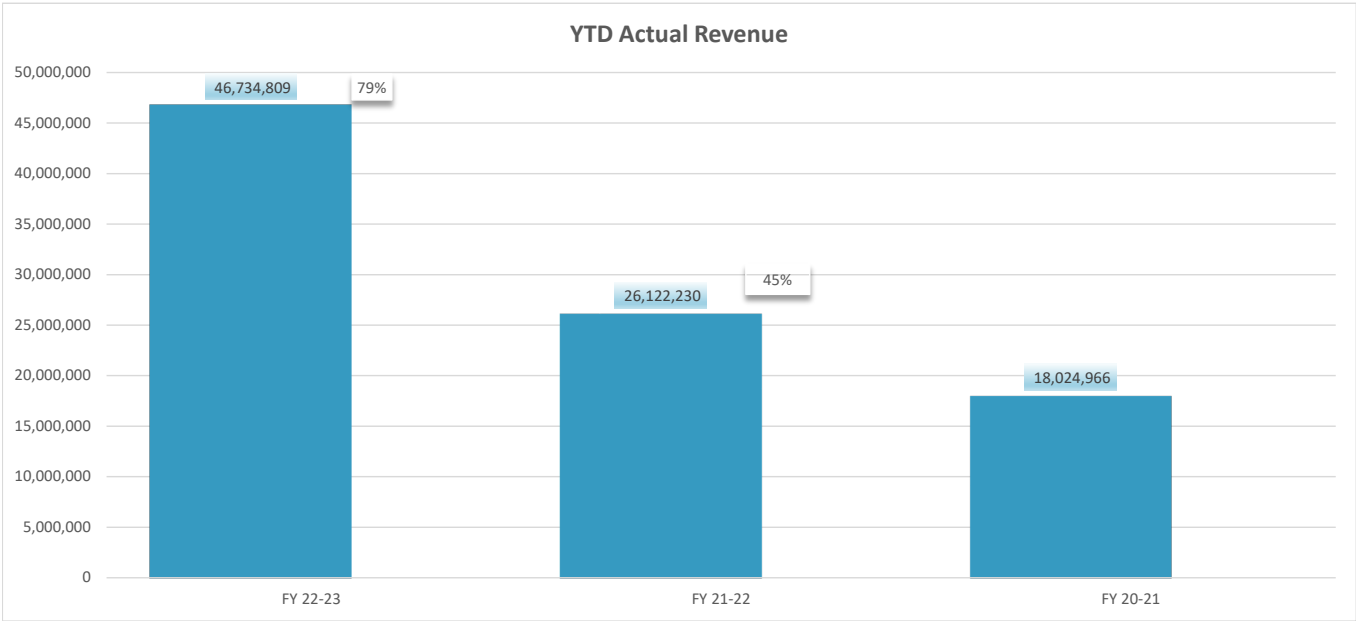


CITY OF PALM SPRINGS
Financial Summary
Ending April 30, 2023

Fund 415 - Airport

Operations & Maintenance

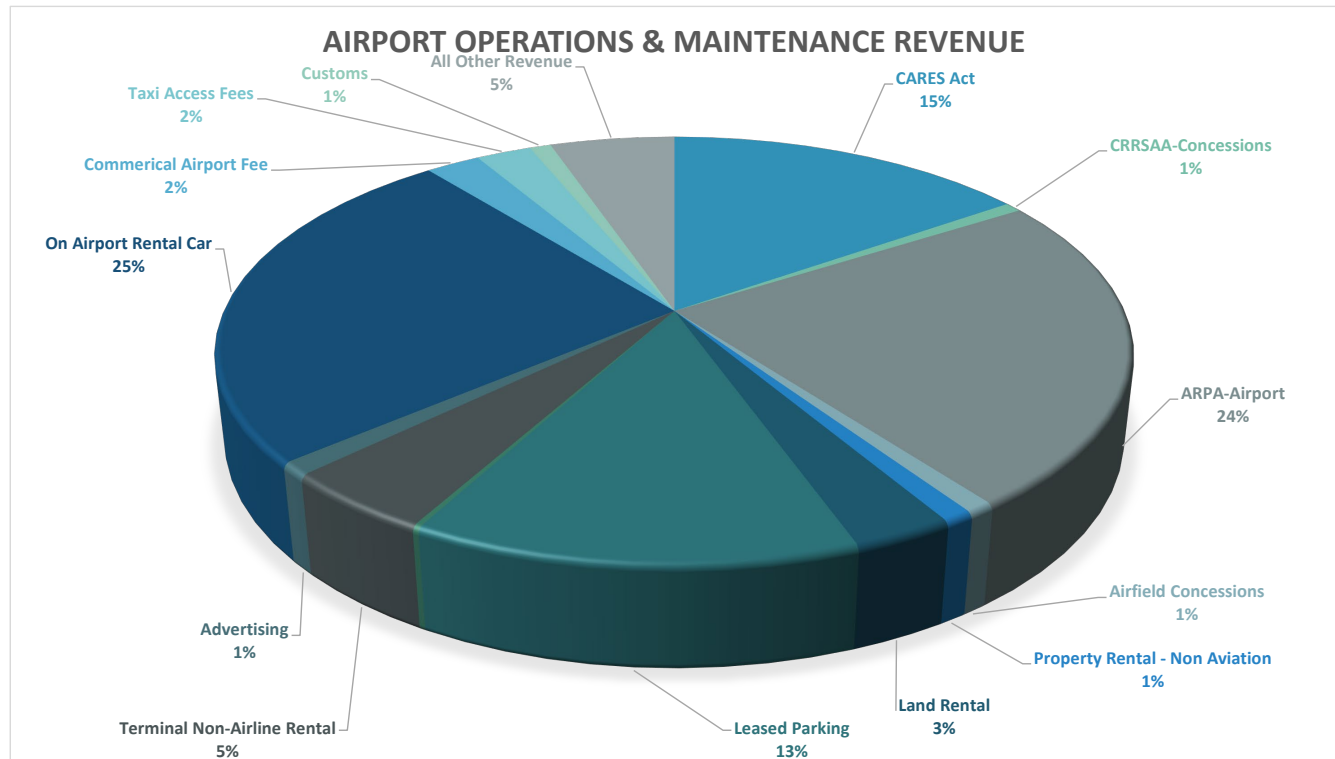
	FY 22-23 Budget	FY 22-23 Actual	FY 22-23 % Of Budget	FY 21-22 Actual	FY 20-22 vs FY 21-23 % Change	FY 20-21 Actual	FY 20-21 vs FY 21-23 % Change
Operating Revenue	41,069,398	46,734,809	114%	26,122,230	79%	18,024,966	159%
Operating Expenditures	33,880,956	20,024,023	59%	18,020,148	11%	16,265,965	23%
Net Balance	7,188,442	26,710,786	372%	8,102,081	230%	1,759,001	1419%



Fund 415 - Airport

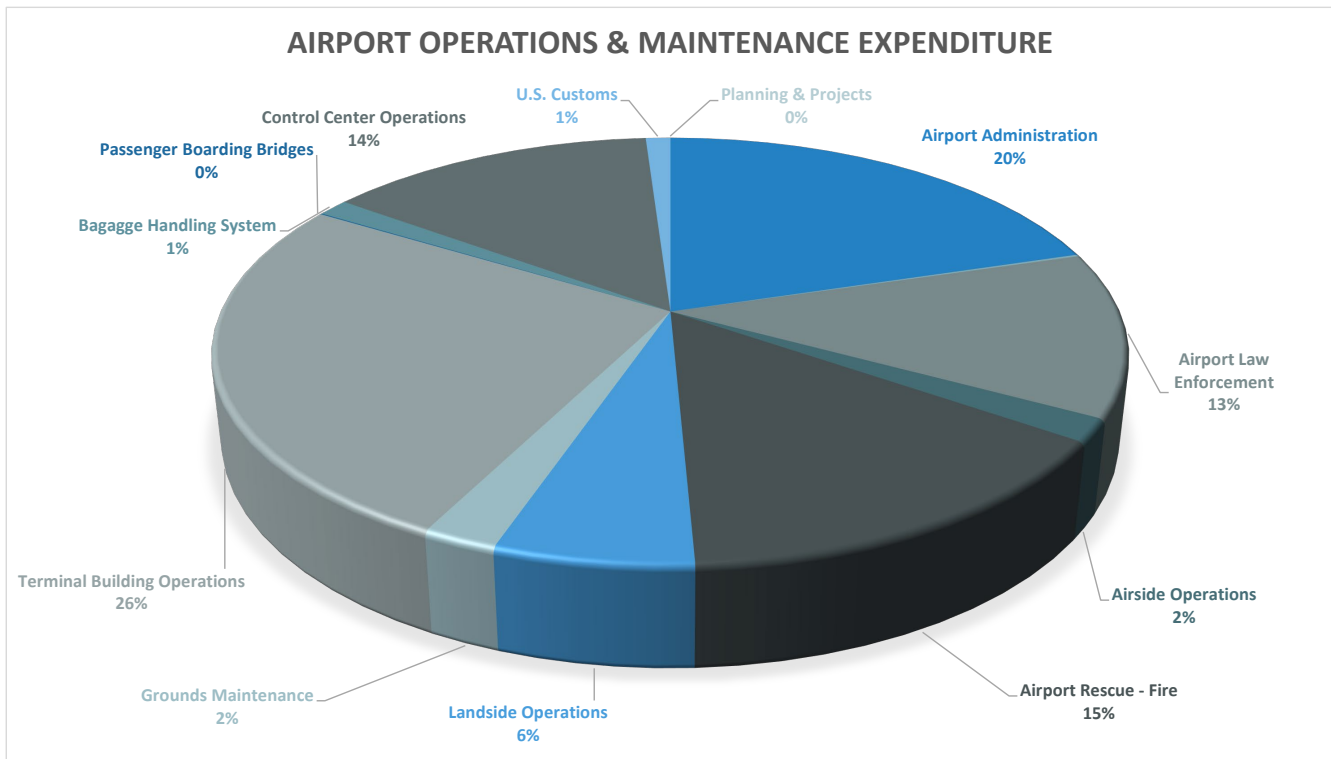
Operations & Maintenance

	FY 22-23 Budget	FY 22-23 Actual	FY 22-23 % Of Budget	FY 21-22 Actual	FY 20-22 vs FY 21-23 % Change	FY 20-21 Actual	FY 20-21 vs FY 21-23 % Change
Operating Revenue							
Airline Revenue							
Scheduled Landing Fees	3,340,000	2,858,562	86%	2,700,317	6%	1,622,584	76%
Landing Fee Surcharge	1,783,000	1,730,027	97%	1,620,434	7%	559,867	209%
Terminal Airline Space	2,094,000	1,805,113	86%	1,811,019	0%	1,647,108	10%
Terminal Usage Hold Room	1,034,000	1,131,907	109%	1,099,292	3%	730,833	55%
Total Airline Revenues	8,251,000	7,525,609	91%	7,231,063	4%	4,560,392	65%
Non-Airline Revenue							
CARES Act	5,989,698	5,989,698	100%	-	-	3,451,322	74%
CRRSAA-Airport	1,100,000	-	0%	-	-	-	-
CRRSAA-Concessions	4,800,000	280,390	6%	-	-	-	-
ARPA-Airport	-	9,310,342	-	-	-	-	-
Airfield Concessions	310,000	323,304	104%	353,435	-9%	223,020	45%
Property Rental - Non Aviation	450,000	353,536	79%	385,729	-8%	350,228	1%
Land Rental	1,223,000	1,194,094	98%	1,155,134	3%	1,128,673	6%
Leased Parking	4,704,000	5,246,451	112%	4,411,359	19%	1,996,133	163%
Airport Use Permits	75,000	78,669	105%	71,369	10%	37,879	108%
Terminal Non-Airline Rental	1,741,300	1,844,635	106%	1,237,339	49%	606,792	204%
Advertising	400,000	383,254	96%	392,303	-2%	194,450	97%
On Airport Rental Car	8,899,000	9,984,547	112%	8,795,000	14%	3,648,867	174%
Commerical Airport Fee	853,000	898,443	105%	788,975	14%	539,050	67%
Taxi Access Fees	667,000	911,611	137%	835,127	9%	19,270	4631%
Customs	349,000	350,883	101%	358,601	-2%	167,898	109%
All Other Revenue	1,257,400	2,059,342	164%	106,795	1828%	1,100,991	87%
Total Non-Airline Revenue	32,818,398	39,209,199	119%	18,891,167	108%	13,464,574	40%
Total Operating Revenues	41,069,398	46,734,809		26,122,230		18,024,966	



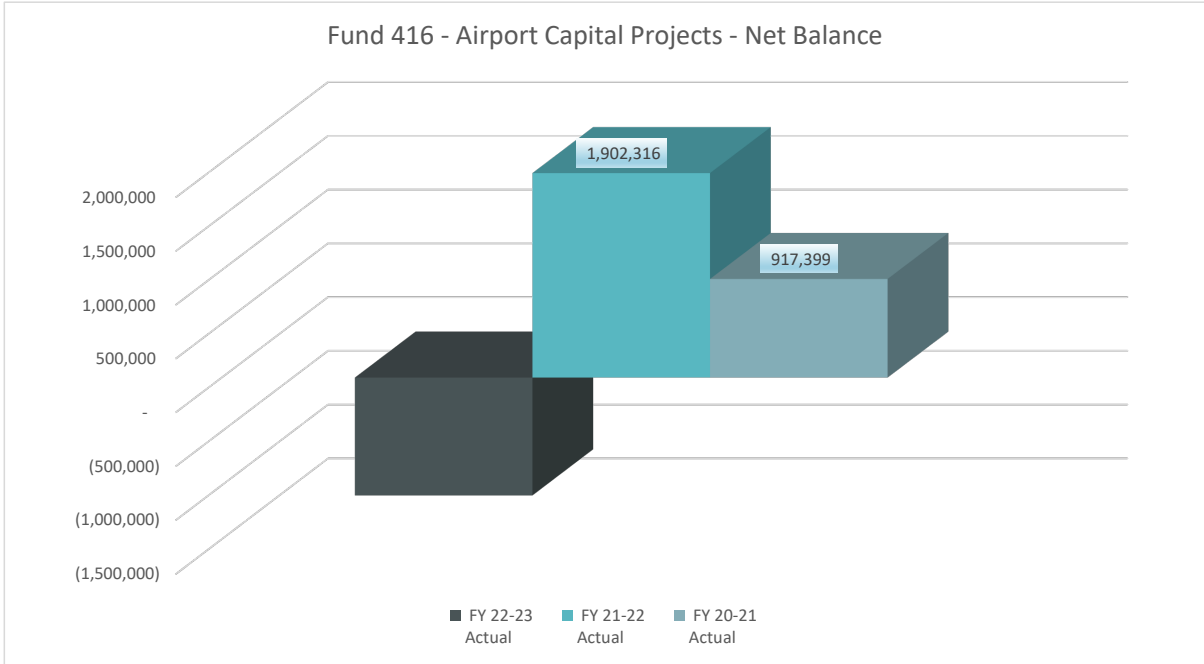
CITY OF PALM SPRINGS
Financial Summary
Ending April 30, 2023

Fund 415 - Airport Operations & Maintenance		FY 22-23 Budget	FY 22-23 Actual	FY 22-23 % Of Budget	FY 21-22 Actual	FY 20-22 vs FY 21-23 % Change	FY 20-21 Actual	FY 20-21 vs FY 21-23 % Change
Operating Expenditures								
Airport Administration	6,296,049	4,063,101	65%	3,327,619	82%	\$	2,746,152	48%
Airport Information Technology		27,568		-	0%		-	
Airport Law Enforcement	3,138,357	2,495,838	80%	2,146,945	86%		2,213,635	13%
Aviation Security	-	-		-			-	
Airside Operations	1,054,902	346,032	33%	515,359	149%		438,199	-21%
Airport Rescue - Fire	4,237,176	2,935,449	69%	2,698,381	92%		3,016,478	-3%
Landside Operations	1,516,675	1,198,597	79%	1,076,866	90%		839,975	43%
Grounds Maintenance	662,081	452,820	68%	386,886	85%		231,518	96%
Terminal Building Operations	7,032,956	5,236,497	74%	4,648,182	89%		3,884,934	35%
Passenger Boarding Bridges	-	13,759		-	0%		-	
Baggage Handling System	-	263,016		-	0%		-	
Control Center Operations	4,285,199	2,782,837	65%	2,903,595	104%		2,707,964	3%
U.S. Customs	276,484	208,507	75%	314,874	151%		187,111	11%
Planning & Projects	-	-		-			-	
PERS Cost Recovery	-	-		-			-	
Budget Transfer Out	5,381,078	-	0%	-			-	
Total Operating Expenditures	33,880,957	20,024,023	59%	18,018,708	67%		16,265,965	11%
Operating Revenues in Excess of Operating Expenditures	7,188,441	26,710,786		8,103,522			1,759,001	



CITY OF PALM SPRINGS
 Financial Summary
 Ending April 30, 2023

Fund 416 - Airport Capital Projects	FY 22-23 Budget	FY 22-23 Actual	FY 22-23 % Of Budget	FY 21-22 Actual	FY 21-22 vs FY 21-23 % Change	FY 20-21 Actual	FY 20-21 vs FY 21-23 % Change
Operating Revenue	12,038,000	2,824,100	23%	13,136,664	465%	13,369,698	-2%
Operating Expenditures	12,038,000	3,917,926	33%	11,234,348	287%	12,452,299	-10%
Net Balance	-	(1,093,826)		1,902,316		917,399	107%

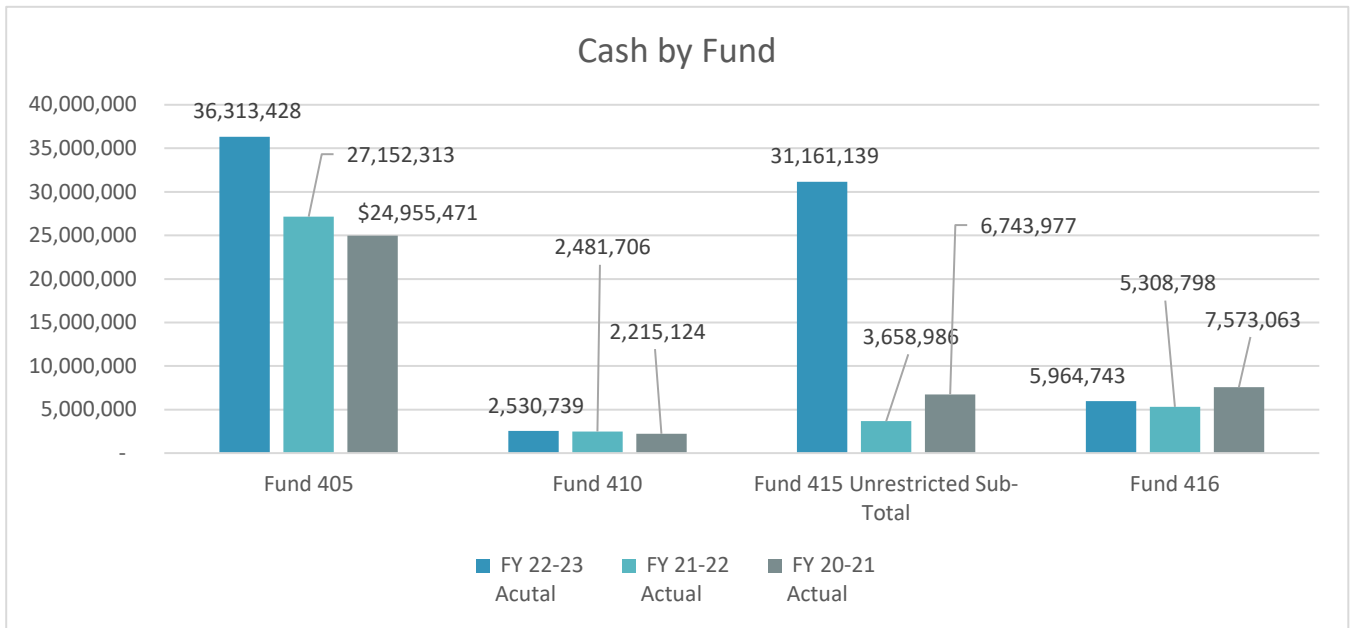


CITY OF PALM SPRINGS

Financial Summary

Ending April 30, 2023

CASH SUMMARY	FY 22-23 Acutal	FY 21-22 Actual	FY 20-21 Actual
Fund 405	36,313,428	27,152,313	\$ 24,955,471
Fund 410	2,530,739	2,481,706	2,215,124
Fund 415 Unrestricted Sub-Total	31,161,139	3,658,986	6,743,977
Fund 416	5,964,743	5,308,798	7,573,063



CITY OF PALM SPRINGS

Financial Summary

Ending April 30, 2023

Grants - Remaining Balance



	Coronavirus Aid, Relief, and Economic Security Act (CARES) - Expires - May 10, 2024	Coronavirus Response and Relief Supplemental Appropriations (CRRSA)- Airport Operations Expires - April 14, 2025	Coronavirus Response and Relief Supplemental Appropriations (CRRSA)- Concessions Expires - May 31, 2025	American Rescue Plan Act of 2021 (ARPA) - Concession Expires - May 31, 2025	American Rescue Plan Act of 2021 (ARPA) - Airport Operations Expires - August 10, 2025	Bipartisan Infrastructure Law (BIL)* Expires - 2027
■ Beginning Balance	11,067,877	4,785,805	280,390	1,121,560	10,791,632	10,366,004
■ Use as of 4/30/23	11,067,877	-	280,390	1,121,560	9,310,342	-
Remaining Balance	-	4,785,805	-	-	1,481,290	10,366,004