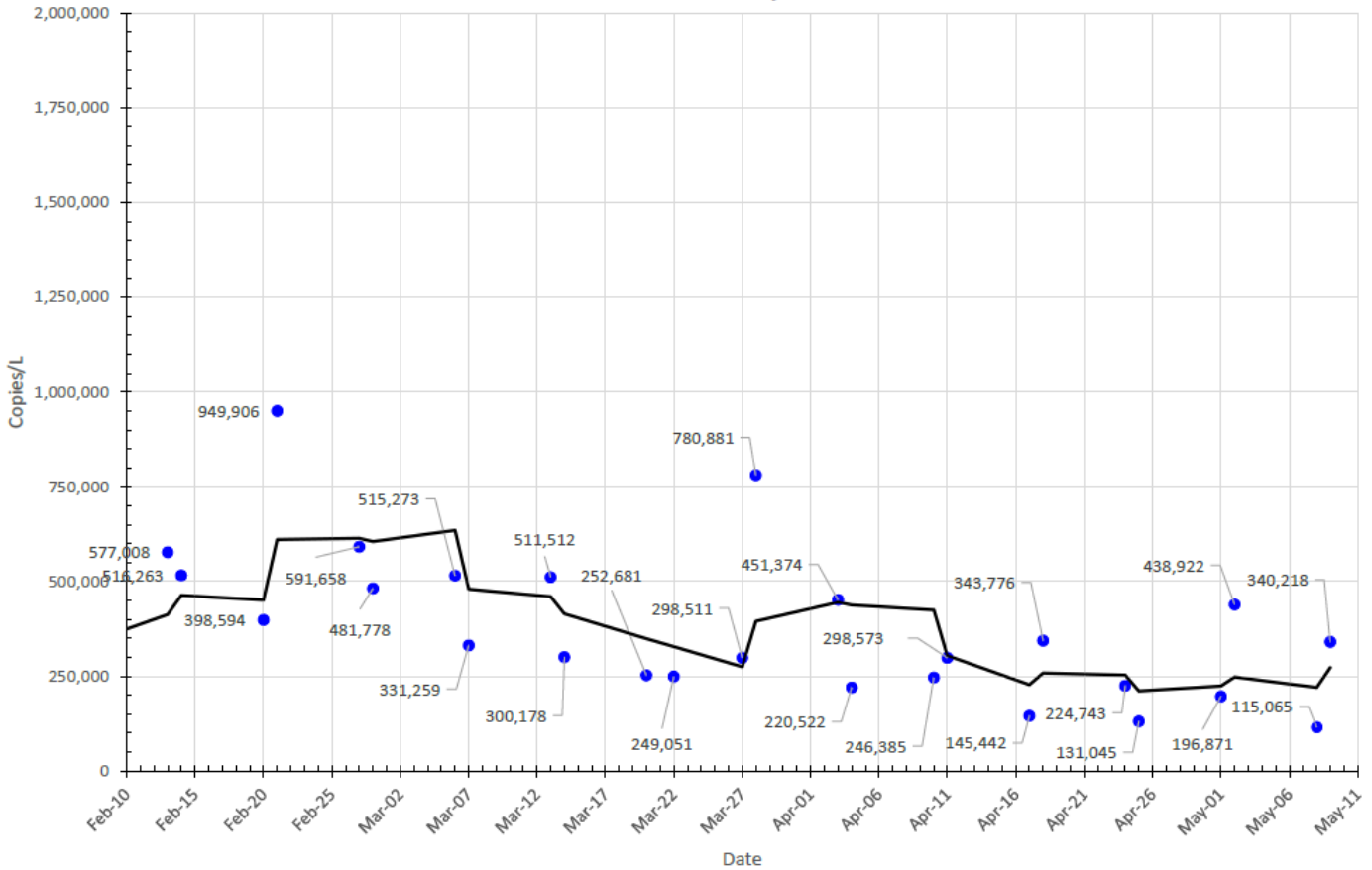


## Palm Springs Wastewater Treatment Plant COVID-19 Testing Test Results from May 8 & 9, 2023

Palm Springs is one of many agencies voluntarily sampling its wastewater for the detection of SARS-CoV-2. To do the test, the City takes 24-hour composite samples from the wastewater treatment plant and sends them via dry ice to GT Molecular, a testing laboratory in Fort Collins, Colorado, for analysis.

**City of Palm Springs Wastewater Treatment Plant  
SARS-CoV-2 Concentration - Number of Viral Copies per Liter of Wastewater  
Last 90 Days**



The average number of copies/L recorded at the City’s wastewater treatment plant decreased. The average of 317,897 copies/L from the previous week went down to an average of 227,642, copies/L for May 8 & 9, 2023.

### Regarding Highly Transmissible Variants of Concern:

The lab is testing for variants and subvariants of concern. It does this by identifying associated signature mutations in the genes that encode the spike protein of the virus.

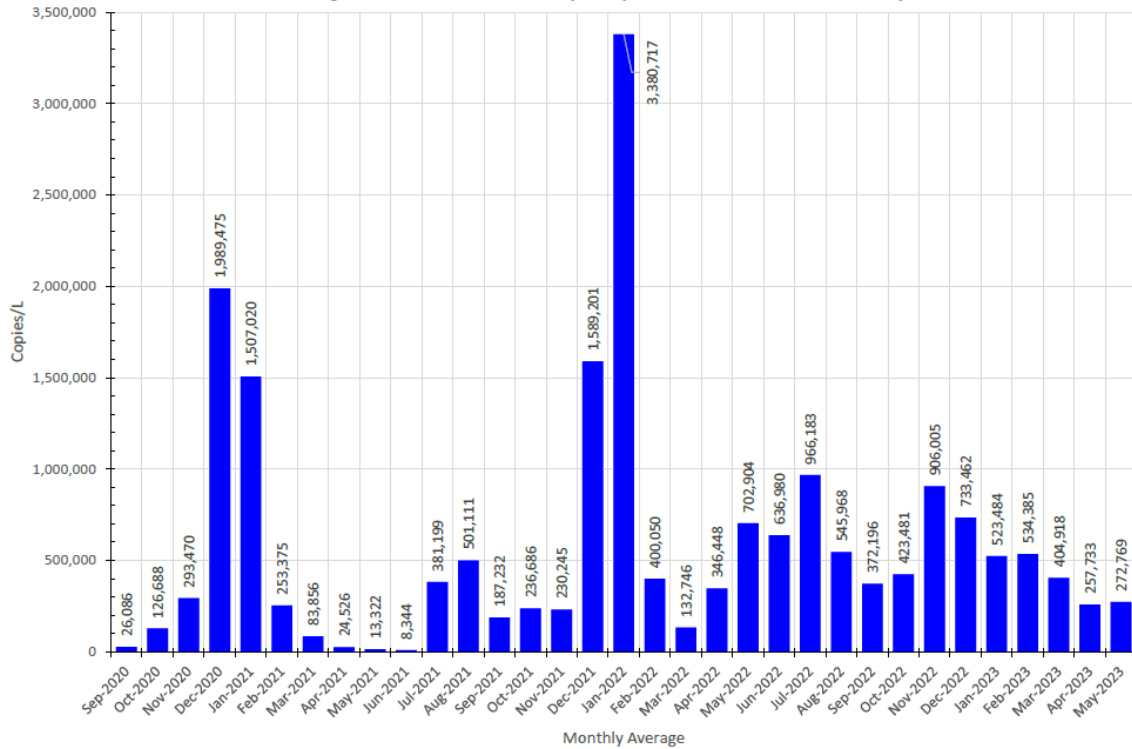
The Omicron BA.5 subvariant still appears to be the dominant subvariant circulating in the community.

### **Tracking Omicron subvariants**

Date	% BA.4	%BA.5
4/17/23	0.00%	0.00%
4/18/23	0.00%	0.00%
4/24/23	0.00%	0.00%
4/25/23	0.00%	2.59%
5/1/23	3.87%	0.00%
5/2/23	0.64%	2.59%
5/8/23	11.17%	0.00%
5/9/23	0.00%	0.00%

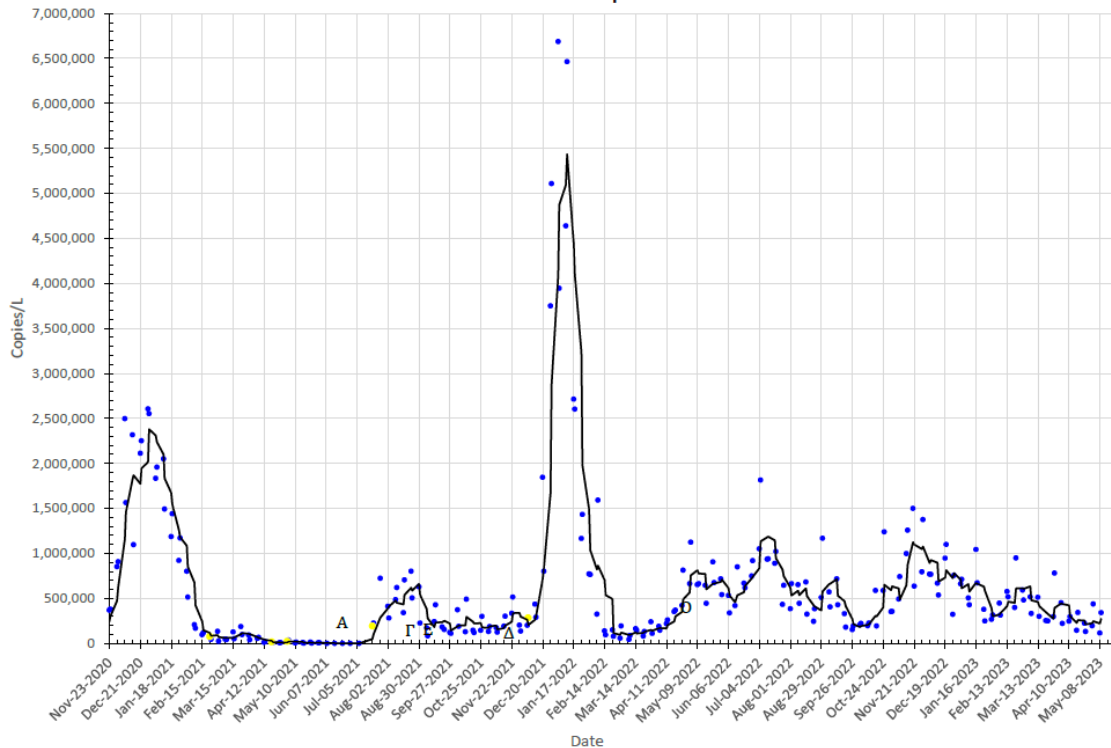
**Monthly Averages:** Here are the monthly averages since we started testing in August 2020

City of Palm Springs Wastewater Treatment Plant  
SARS-CoV-2 Concentration  
Average Number of Viral Copies per Liter of Wastewater by Month



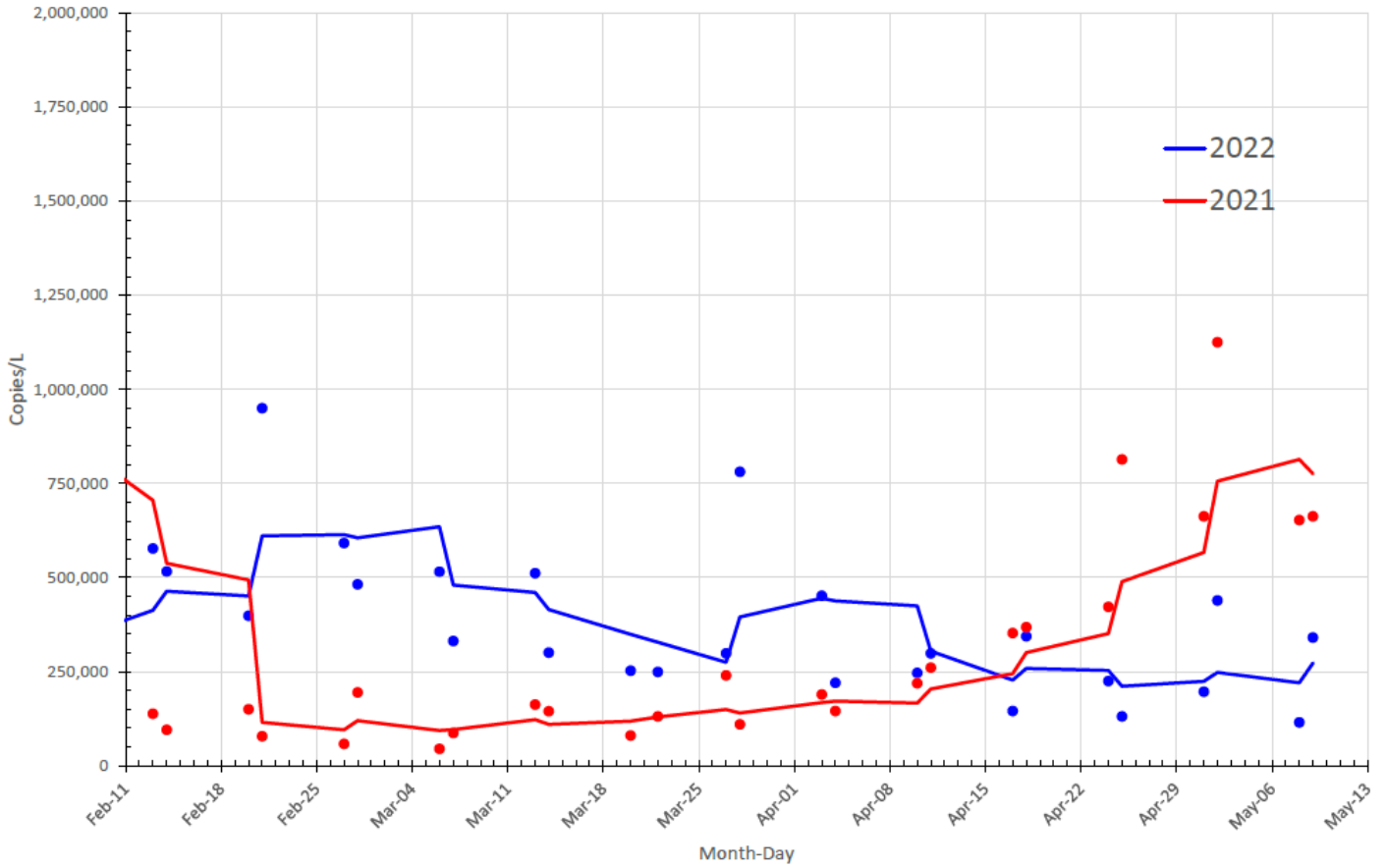
**Full Data:** Here is a historical look at the data we've collected throughout the pandemic.

City of Palm Springs Wastewater Treatment Plant SARS-CoV-2 Concentration Data  
Compared to California Reopening Tiers for Riverside County, State Requirements and  
Local Requirements



This is a comparison of the data for this year compared to the same time last year.

City of Palm Springs Wastewater Treatment Plant  
SARS-CoV-2 Concentration - Number of Viral Copies per Liter of Wastewater  
Comparison of the Last 90 Days to the Same Period in 2021



###