NO.	REVISIONS	APPROVED	DATE

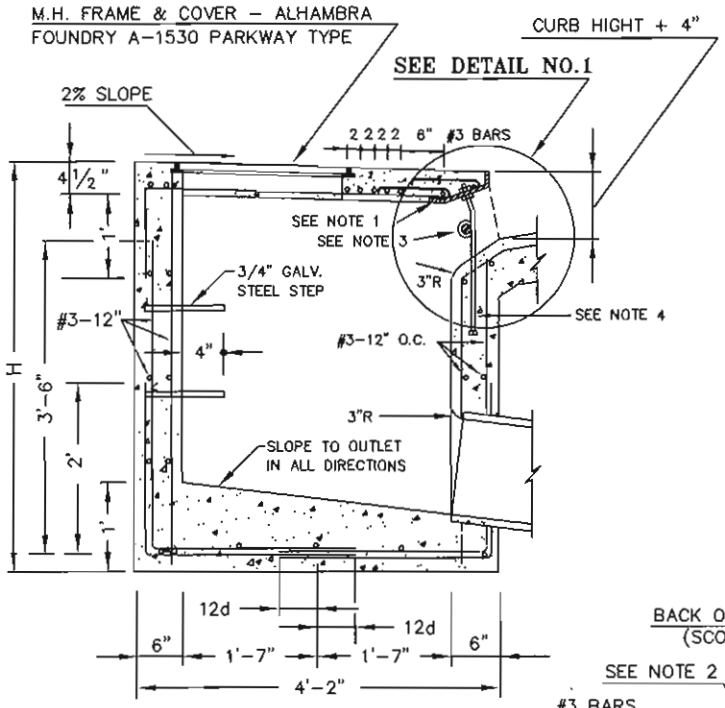

SECTION A-A

NOTES:

1. FACE PLATE 5/16" x 10" (ASTM A36) FORMED AS SHOWN (ALHAMBRA FOUNDRY NO. A-3911 OR EQUAL), EMBEDDED 6" INTO CONCRETE AT EACH END OF THE CATCH BASIN.
2. FACE PLATE ANCHORAGE 1/2" STEEL ANCHOR 42" O.C. MAXIMUM, PLACED AS SHOWN.
3. THE 1" PROTECTION BAR SHALL BE EMBEDDED 6" INTO THE CONCRETE AT EACH END OF THE CATCH BASIN.
4. SUPPORT BOLT 1" DIA. X 22" LONG WITH SQUARE HEAD AND HEX NUT, BENT AS SHOWN. SPACING SHALL NOT EXCEED 4 FEET.
5. ALL EXPOSED METAL PARTS SHALL BE GALVANIZED.
6. "H" DIMENSION 5'-6" OR OVER SHALL REQUIRE SUBMISSION OF INDIVIDUAL ENGINEERING CALCULATIONS BY A REGISTERED ENGINEER.
7. P.C. CONCRETE SHALL BE CLASS 560-C-325D IN ACCORDANCE WITH THE STANDARD SPECIFICATIONS FOR PUBLIC WORKS CONSTRUCTION.

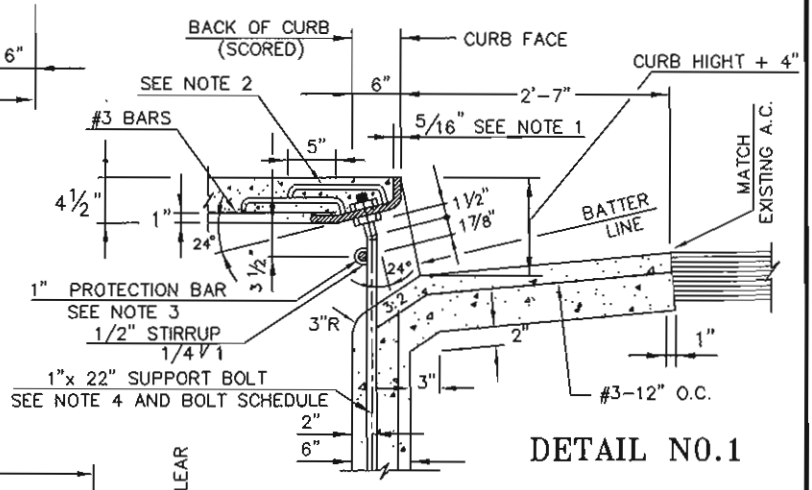

DETAIL NO.1

SUPPORT BOLT SCHEDULE

2 – REQUIRED AT 1/3 PTS WHEN W=12'
1 – REQUIRED AT 1/2 PTS WHEN W=7'
1 – REQUIRED AT 1/2 PTS WHEN W=4'

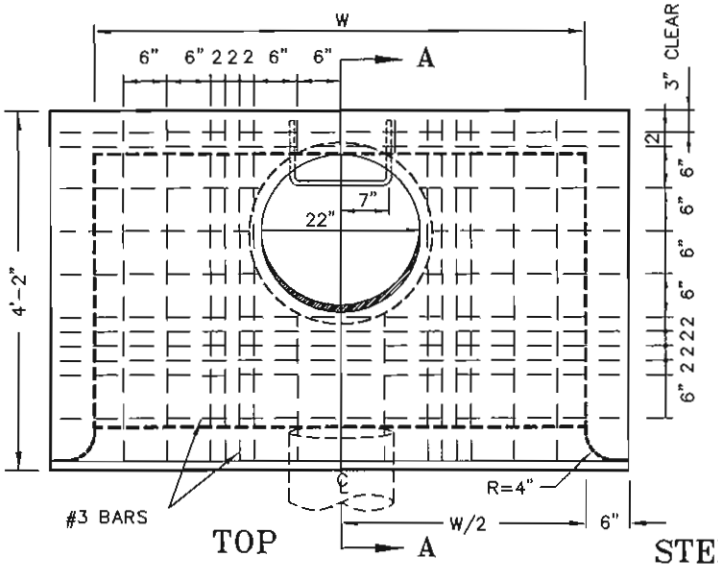

TOP

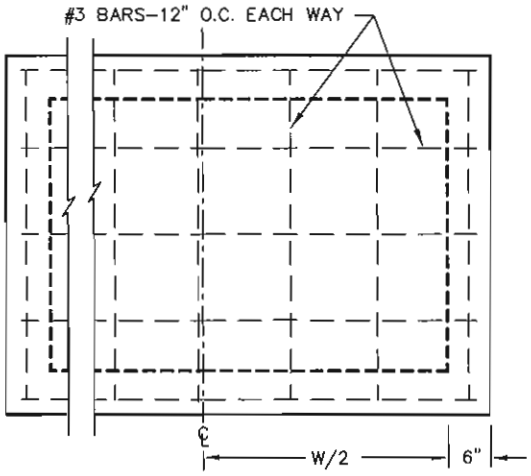

BOTTOM

STEEL PLANS

CITY OF PALM SPRINGS PUBLIC WORKS & ENGINEERING DEPARTMENT	APPROVED:	DATE: 12/18/07	
	CITY ENGINEER	28931 R.C.E.	
CURB INLET CATCH BASIN TYPE "A"	DRAWN BY: G.F.F.	FILE NO. STANDARDS	
	CHECKED BY: M.L.F.	DWG. NO. 700	